

Local Law 58: CY 2023 Quarter 4 (October – December)

Version: 5/13/2023

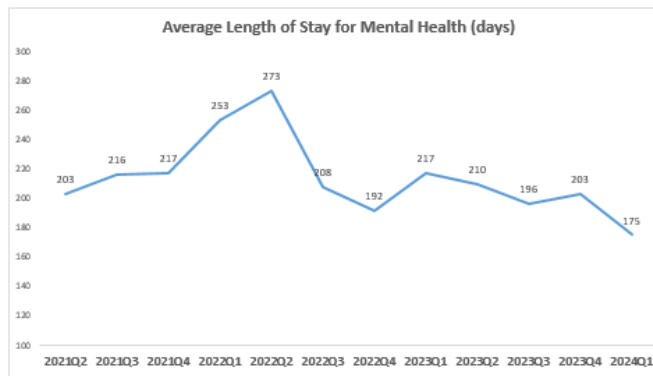
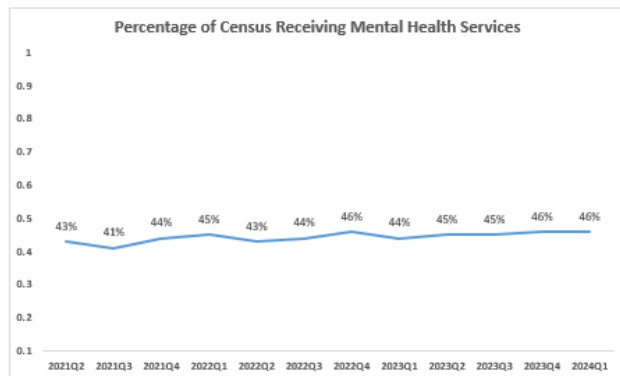
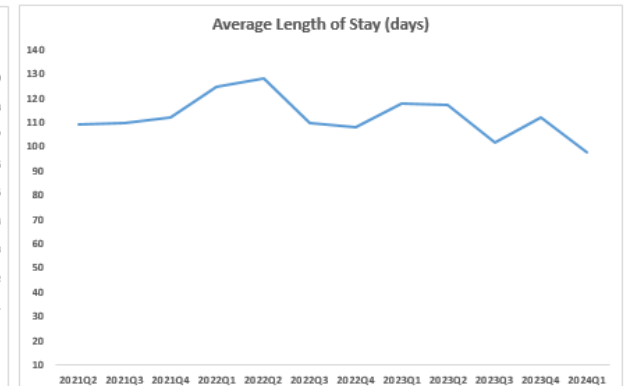
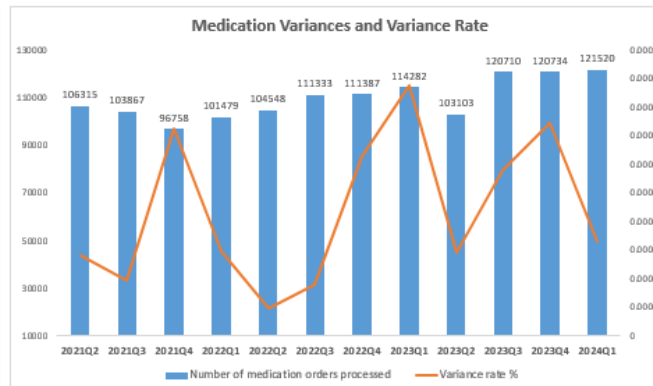
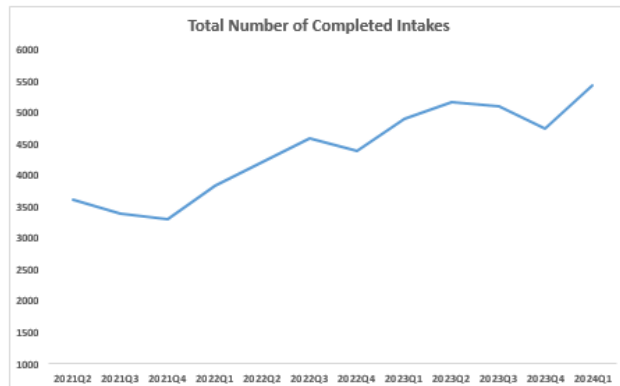
LL58 Metrics

Metric	Description	2021Q2	2021Q3	2021Q4	2022Q1	2022Q2	2022Q3	2022Q4	2023Q1	2023Q2	2023Q3	2023Q4	2024Q1
Intake	Total number of completed intakes	3,625	3,387	3,299	3,838	4,214	4,594	4,402	4,893	5,159	5,107	4,740	5,426
Patient Safety	Variance rate %	0.003%	0.002%	0.007%	0.003%	0.001%	0.002%	0.006%	0.009%	0.003%	0.006%	0.007%	0.003%
Preventable Hospitalizations and Preventable Errors in Medical Care¹	Unaddressed recommendations from preceding hospitalization resulting in current hospitalization/ Any patient with >= 2 hospitalizations within 30 days of one another	0/9=0%	0/21=0%	0/21=0%	0/18=0%	1/8=13%	1/8=13%	0/18=0%	0/9=0%	0/14=0%	0/8=0%	0/12=0%	0/11=0%
	Average length of stay (days)²	109	110	112	125	128	110	108	118	117	102	112	98
Follow-Up	% of census receiving mental health services³	43%	41%	44%	45%	43%	44%	46%	44%	45%	45%	46%	46%
	Average length of stay for mental health (days)	203	216	217	253	273	208	192	217	210	196	203	175

1. Denominator only includes patients for whom the current hospitalization occurs in the reporting quarter. Any patient whose current hospitalization occurred in a different quarter than the preceding (but still within 30 days) will be counted in the quarter of the current hospitalization.

2. Includes persons discharged during the timeframe.

3. Denominator is based on individuals in custody during the census period and does not reflect average daily population during the census period.



Data Dictionary for Access Report

1	CHS Intakes (New Jail Admissions)	Definition
1.1	Completed CHS Intakes	Number of new jail admission intake encounters completed by CHS providers
1.2	Average time to completion once known to CHS (hours)	Number of hours between check-in by DOC and check-out by CHS for completed intake encounters (1.1)
2	Referrals made to mental health service	Definition
2.1	Referrals made to mental health service	All book and cases with an initial referral to mental health during intake in reporting month, excluding persons known to the mental health service. Facility-specific reports reference the housing facility at the time of the mental health referral was made.
2.2	Referrals seen within 72 hours	For all book and cases where an initial referral to mental health occurs in reporting month (2.1), total number of book and cases who had a mental health intake or psychiatric assessment where encounter date was ≤ 72 hours from referral date.
2.3	Percent seen within 72 hours	2.2 divided by 2.1
3	Scheduled services by discipline with outcomes	Definition
		-Shows direct, scheduled service encounters, total overall and by discipline, and disaggregates by outcome category recorded (N, %). Excludes encounters scheduled for discharged patients. -Specialty Clinic-On-Island encounters are for the following specialties: Audiology, Cardiology, Dermatology, Dialysis, ENT, Gynecology, Hand Specialist, ID Specialist, Nephrology, Neurology, Optometry, Orthopedic, Podiatry, Post Partum, Pre-Natal, Rehab Physical Therapy, Reproduction, Surgery -Specialty Clinic-Off-Island encounters are for the following specialties: Audiology, Breast, Cardiology, Cardiovascular, Chest, Dermatology, Endocrinology, ENT, Gastroenterology, General Surgery, Gynecology, Hand, Hematology, ID/Virology, Neurosurgery, Oncology, Ophthalmology, Oral Surgery, Orthopedic, Pain Management, Plastic Surgery, Podiatry, Renal, Rheumatology, Trauma, Urology, Vascular
4	Outcome Metrics	Definition
4.1	Percent completed	Sum of scheduled service outcomes "Seen" and "Refused & Verified" divided by "Total Scheduled Services"
5	Unscheduled Services	Definition
5.1	Referred Visits Completed	Referred visits are those medical clinic encounters seen as a result of a referral made by a number of sources including but not limited to CHS Health Triage Line, CHS Patient Relations, other CHS staff, or DOC's sick call process.

Quarterly Access Data

1	CHS Intakes (New Jail Admission)	N
1.1	Completed CHS Intakes	5426
1.2	Average time to completion once known to CHS (hours)	4.0

2	Referrals made to mental health services from Intake	N
2.1	Referrals made to mental health services from Intake	2297
2.2	Referrals seen within 72 hours	2027
2.3	% seen within 72 hours	88%

3	Scheduled Services	Medical		Nursing		Mental Health		Reentry Services		Dental/Oral Surgery		Specialty Clinic - On Island		Specialty Clinic - Off Island		Substance Use		Total	
	Service Outcomes	N	%	N	%	N	%	N	%	N	%	N	%	N	%	N	%	N	%
	Seen	3757	48%	51758	67%	28588	53%	10603	70%	2695	45%	2982	39%	732	38%	4261	90%	105376	60%
	Refused & Verified	757	10%	6492	8%	223	0%	1299	9%	470	8%	649	8%	130	7%	*	ND	10020**	6%
	Not Produced	3082	39%	18851	24%	16937	31%	3014	20%	2783	46%	3923	51%	819	43%	497	10%	49906	29%
	Rescheduled by CHS	261	3%	33	0%	8187	15%	325	2%	61	1%	187	2%	84	4%	*	ND	9138**	5%
	Rescheduled by Hospital	N/A	N/A	N/A	N/A	N/A	N/A	N/A	N/A	N/A	N/A	N/A	N/A	143	7%	N/A	N/A	143	0.08%
	Total Scheduled Services	7857	100%	77134	100%	53935	100%	15241	100%	6009	100%	7741	100%	1908	100%	4758**	100%	174583**	100.00%

4	Outcome Metrics	Medical	Nursing	Mental Health	Reentry Services	Dental/Oral Surgery	Specialty Clinic - On Island	Specialty Clinic - Off Island	Substance Use	Total
4.1	Percent completed	57%	76%	53%	78%	53%	47%	45%	90%	66%

5	Referred Visits	N
5.1	Referred Visits Completed	11504

Notes:

* Table cells with 10 or fewer patients are represented with an asterisk to mask patient identity and protected health information (PHI). Cells with 0 patients are not masked.

**Masked numbers are not included in row or column totals or in percentage calculations.

ND = Not Depicted. We are not showing percentages for service outcomes (Table 3) or Percent Completed (Table 4) when the total patient number is 10 or fewer (unless the number is 0) or when masking numbers alters these percentages by more than Referred visits are those medical clinic encounters seen as a result of a referral made by a number of sources including but not limited to CHS Health Triage Line, CHS Patient Relations, other CHS staff, or DOC's sick call process.

N/A = Not Applicable