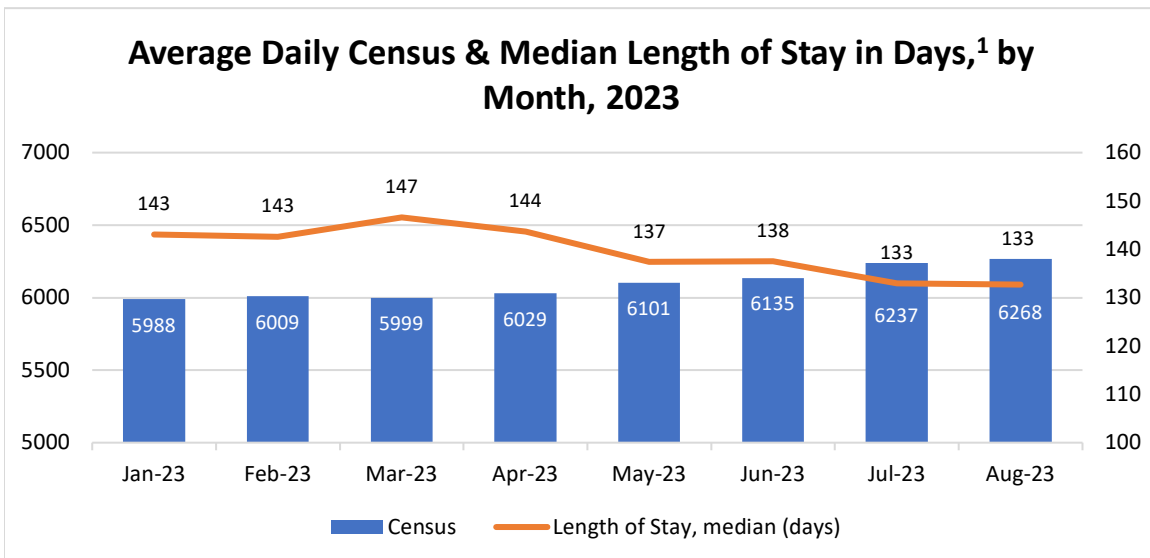
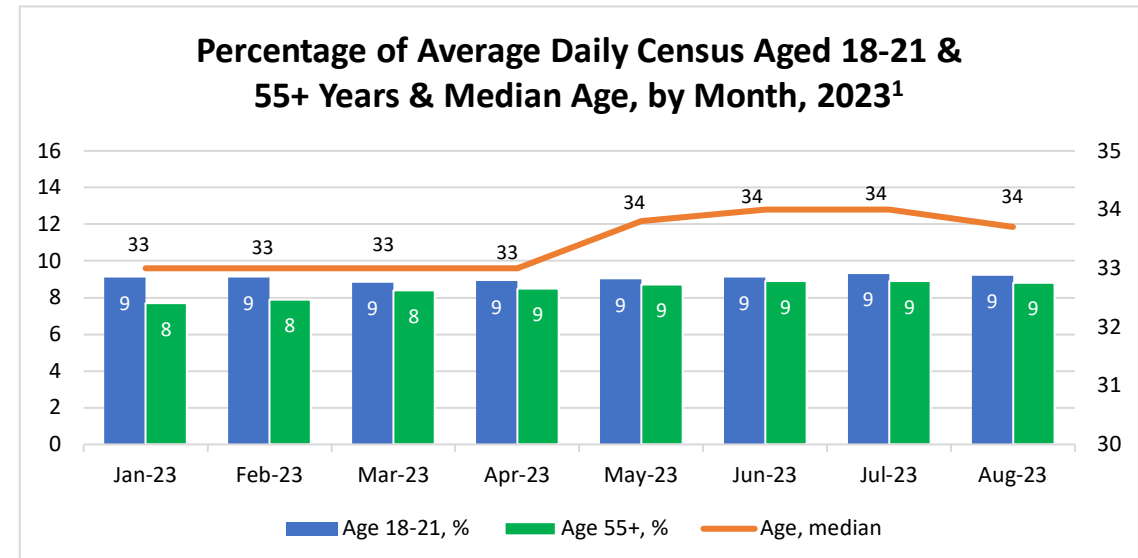


### Jail Census Trends, January - August 2023



1. Based on median incarceration length of stay in days of average daily census in NYC jail custody, including individuals discharged, and averaged for each month. If individual was admitted and discharged on same day, length of stay=0 days.



1. Based on the respective age groups and median age of individuals in average daily census in NYC jail custody, including individuals discharged, and averaged for each month.

### Health and Health-Related Characteristics, August 2023

#### Homeless or Likely to be Homeless

29%

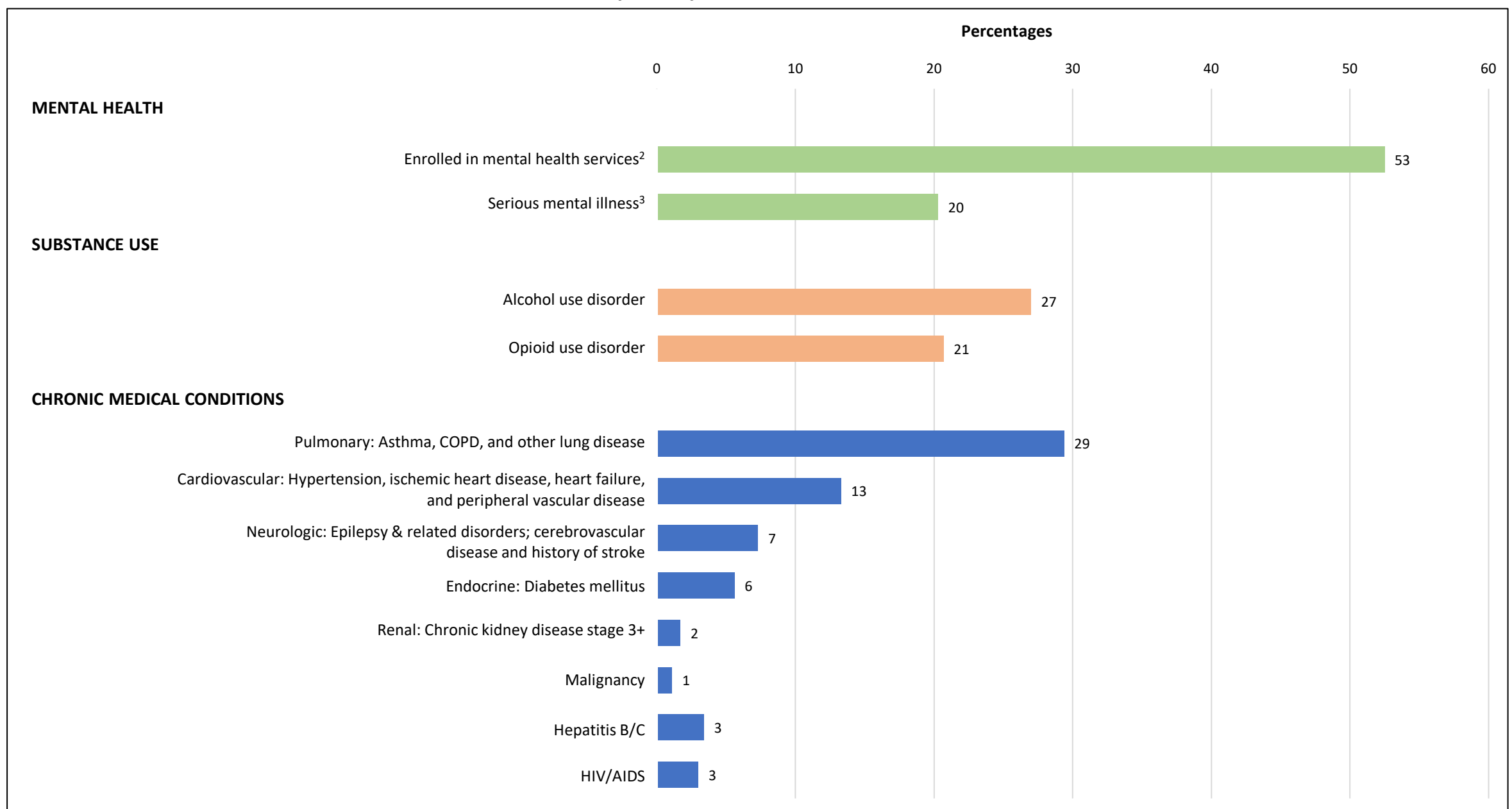
Based on patient self-report to CHS regarding housing status prior to incarceration and/or anticipated housing status after incarceration.

#### Have Medicaid Coverage

83%

Anticipated to have Medicaid coverage upon release from custody based on patients noted to have suspended coverage or for whom CHS has submitted a new application.

### Mental Health, Substance Use, and Chronic Medical Conditions, by History<sup>1</sup>



1. Based on documentation of history and/or active use disorder or condition.

2. Includes individuals who are currently enrolled or have been enrolled in the mental health service during their incarceration.

3. Based on diagnosis of bipolar and related disorders, schizophrenia spectrum and other psychotic disorders, depressive disorders, and post-traumatic stress disorder as described in The Diagnostic and Statistical Manual of Mental Disorders, 5th ed. (DSM-5) or individuals who do not meet the above diagnostic criteria but experience severe functional impairment or clinical distress as a result of a DSM-5 diagnosis.