

Local Law 58: CY 2022 Quarter 1 (January - March)

Version: 6/23/2022



Correctional Health Services

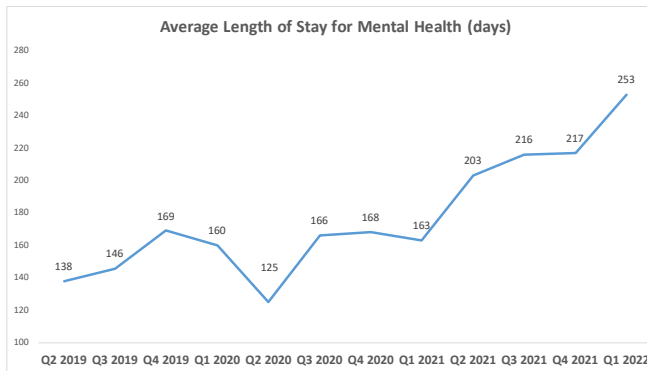
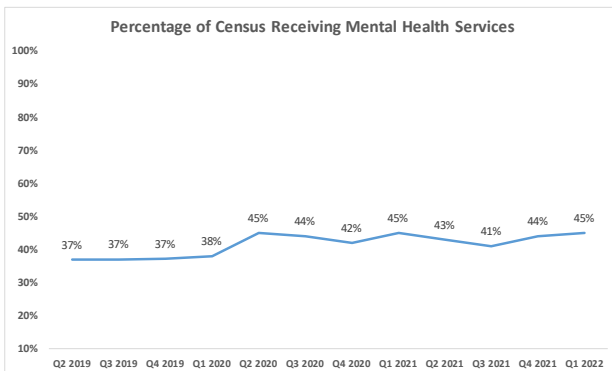
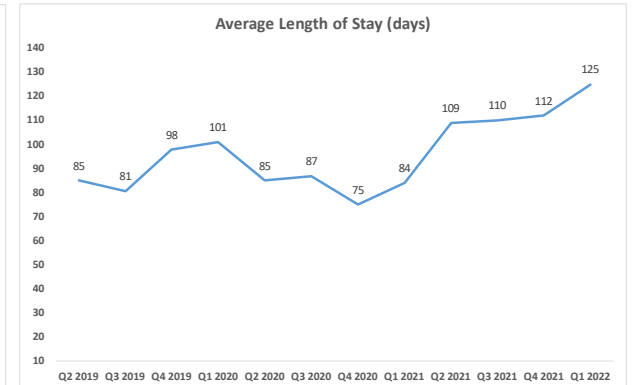
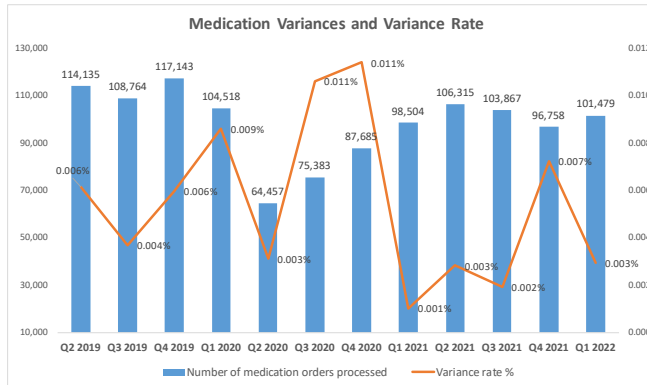
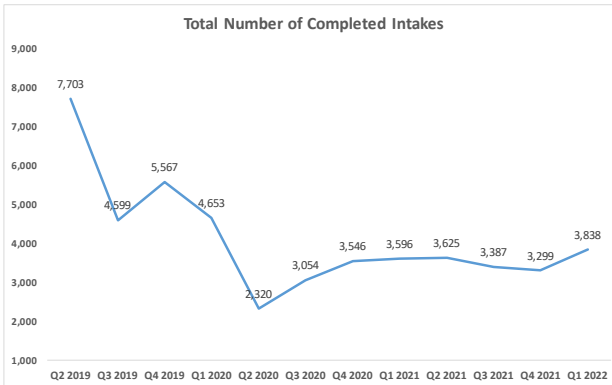
Correctional Health Services

Metric	Description	Q2 2019	Q3 2019	Q4 2019	Q1 2020	Q2 2020	Q3 2020	Q4 2020	Q1 2021	Q2 2021	Q3 2021	Q4 2021	Q1 2022
Intake	Total number of completed intakes	7,703	4,599	5,567	4,653	2,320	3,054	3,546	3,596	3,625	3,387	3,299	3,838
Patient Safety	Number of medication variances	7	4	7	9	2	8	10	1	3	2	7	3
	Number of medication orders processed	114,135	108,764	117,143	104,518	64,457	75,383	87,685	98,504	106,315	103,867	96,758	101,479
	Variance rate %	0.006%	0.004%	0.006%	0.009%	0.003%	0.011%	0.011%	0.001%	0.003%	0.002%	0.007%	0.003%
Preventable Hospitalizations and Preventable Errors in Medical Care¹	Unaddressed recommendations from preceding hospitalization resulting in current hospitalization/ Any patient with >= 2 hospitalizations within 30 days of one another	1/9=11%	0/6=0%	0/5=0%	0/9=0%	0/6=0%	0/5=0%	0/3=0%	0/9=0%	0/9=0%	0/21=0%	0/21=0%	0/18=0%
Follow-Up	Average length of stay (days)	85	81	98	101	85	87	75	84	109	110	112	125
	% of census receiving mental health services³	37%	37%	37%	38%	45%	44%	42%	45%	43%	41%	44%	45%
	Average length of stay for mental health (days)	138	146	169	160	125	166	168	163	203	216	217	253
	Utilization trending												

¹Denominator only includes patients for whom the current hospitalization occurs in the reporting quarter. Any patient whose current hospitalization occurred in a different quarter than the preceding (but still within 30 days) will be counted in the quarter of the current hospitalization.

²Data for July '19 are excluded from Q3 2019 due to transitioning to new electronic health record.

³Denominator is based on individuals in custody during the census period and does not reflect average daily population during the census period.



Local Law 58: CY 2022 Quarter 1 (January – March)

Version: 6/23/2022

I. Data Dictionary

1	CHS Intakes (New Jail Admissions)	Definition
1.1	Completed CHS Intakes	Number of new jail admission intake encounters completed by CHS providers
1.2	Average time to completion once known to CHS (hours)	Number of hours between check-in by DOC and check-out by CHS for completed intake encounters (1.1)

2	Referrals made to mental health service	Definition
2.1	Referrals made to mental health service	All book and cases with an initial referral to mental health in reporting month. Facility-specific reports reference the housing facility at the time of the mental health referral was made.
2.2	Referrals seen within 72 hours	For all book and cases where an initial referral to mental health occurs in reporting month (2.1), total number of book and cases who had a mental health intake or psychiatric assessment where encounter date was <=72 hours from referral date.
2.3	Percent seen within 72 hours	2.2 divided by 2.1

3	Scheduled services by discipline with outcomes	Definition
		-Shows direct, scheduled service encounters, total overall and by discipline, and disaggregates by outcome category recorded (N, %). Excludes encounters scheduled for discharged patients. -Specialty Clinic-On-Island encounters are for the following specialties: Audiology, Cardiology, Dermatology, Dialysis, ENT, Gynecology, Hand Specialist, ID Specialist, Nephrology, Neurology, Optometry, Orthopedic, Podiatry, Post Partum, Pre-Natal, Rehab Physical Therapy, Reproduction, Surgery -Specialty Clinic-Off-Island encounters are for the following specialties: Audiology, Breast, Cardiology, Cardiovascular, Chest, Dermatology, Endocrinology, ENT, Gastroenterology, General Surgery, Gynecology, Hand, Hematology, ID/Virology, Neurosurgery, Oncology, Ophthalmology, Oral Surgery, Orthopedic, Pain Management, Plastic Surgery, Podiatry, Renal, Rheumatology, Trauma, Urology, Vascular

4	Outcome Metrics	Definition
4.1	Percent completed	Sum of scheduled service outcomes "Seen" and "Refused & Verified" divided by "Total Scheduled Services"

5	Unscheduled Services	Definition
5.1	Sick call completed	Number of sick call encounters completed by CHS

II. January 2022

1	CHS Intakes (New Jail Admission)	N
1.1	Completed CHS Intakes	1144
1.2	Average time to completion once known to CHS (hours)	3.6

2	Referrals made to mental health services from Intake	N
2.1	Referrals made to mental health services from Intake	200
2.2	Referrals seen within 72 hours	112
2.3	% seen within 72 hours	56%

3	Scheduled Services	Medical		Nursing		Mental Health		Reentry Services		Dental/Oral Surgery		Specialty Clinic - On		Specialty Clinic -		Substance Use		Total	
	Service Outcomes	N	%	N	%	N	%	N	%	N	%	N	%	N	%	N	%	N	%
	Seen	1818	63%	16380	65%	7118	52%	2186	56%	278	17%	415	28%	107	25%	738	73%	29040	58%
	Refused & Verified	516	18%	2357	9%	117	1%	232	6%	57	3%	79	5%	30	7%	0	0%	3388	7%
	Not Produced	493	17%	6473	26%	5191	38%	1401	36%	1338	79%	897	61%	255	59%	261	26%	16309	32%
	Rescheduled by CHS	65	2%	11	0%	1179	9%	64	2%	11	1%	70	5%	31	7%	6	1%	1437	3%
	Rescheduled by Hospital	N/A	N/A	N/A	N/A	N/A	N/A	N/A	N/A	N/A	N/A	N/A	N/A	10	2%	N/A	N/A	10	0%
	Total Scheduled Services	2892	100%	25221	100%	13605	100%	3883	100%	1684	100%	1461	100%	433	98%	1005	100%	50184	100%

4	Outcome Metrics	Medical	Nursing	Mental Health	Reentry Services	Dental/Oral Surgery	Specialty Clinic - On	Specialty Clinic -	Substance Use	Total
4.1	Percent completed	81%	74%	53%	62%	20%	34%	32%	73%	65%

5	Unscheduled Services	N
5.1	Sick Call Completed	3495

III. February 2022

1	CHS Intakes (New Jail Admission)	N
1.1	Completed CHS Intakes	1284
1.2	Average time to completion once known to CHS (hours)	4.7

2	Referrals made to mental health services from Intake	N
2.1	Referrals made to mental health services from Intake	207
2.2	Referrals seen within 72 hours	127
2.3	% seen within 72 hours	61%

3	Scheduled Services	Medical		Nursing		Mental Health		Reentry Services		Dental/Oral Surgery		Specialty Clinic - On		Specialty Clinic -		Substance Use		Total	
	Service Outcomes	N	%	N	%	N	%	N	%	N	%	N	%	N	%	N	%	N	%
	Seen	1516	52%	17778	69%	7621	58%	2379	61%	487	27%	692	38%	171	36%	870	89%	31514	62%
	Refused & Verified	481	17%	1795	7%	143	1%	311	8%	93	5%	170	9%	43	9%	3	0%	3039	6%
	Not Produced	876	30%	6340	24%	4167	32%	1149	30%	1116	63%	944	52%	250	53%	105	11%	14947	29%
	Rescheduled by CHS	34	1%	13	0%	1255	10%	30	1%	75	4%	16	1%	1	0%	2	0%	1426	3%
	Rescheduled by Hospital	N/A	N/A	N/A	N/A	N/A	N/A	N/A	N/A	N/A	N/A	N/A	N/A	7	1%	N/A	N/A	7	0%
	Total Scheduled Services	2907	100%	25926	100%	13186	100%	3869	100%	1771	100%	1822	100%	472	99%	980	100%	50933	100%

4	Outcome Metrics	Medical	Nursing	Mental Health	Reentry Services	Dental/Oral Surgery	Specialty Clinic - On	Specialty Clinic -	Substance Use	Total
4.1	Percent completed	69%	75%	59%	70%	33%	47%	45%	89%	68%

5	Unscheduled Services	N
5.1	Sick Call Completed	3711

IV. March 2022

1	CHS Intakes (New Jail Admission)	N
1.1	Completed CHS Intakes	1410
1.2	Average time to completion once known to CHS (hours)	3.7

2	Referrals made to mental health services from Intake	N
2.1	Referrals made to mental health services from Intake	224
2.2	Referrals seen within 72 hours	180
2.3	% seen within 72 hours	80%

3	Scheduled Services	Medical		Nursing		Mental Health		Reentry Services		Dental/Oral Surgery		Specialty Clinic - On		Specialty Clinic -		Substance Use		Total	
	Service Outcomes	N	%	N	%	N	%	N	%	N	%	N	%	N	%	N	%	N	%
	Seen	1822	45%	19722	69%	9252	61%	3042	64%	703	33%	847	41%	233	43%	1081	87%	36702	63%
	Refused & Verified	646	16%	1933	7%	181	1%	452	10%	83	4%	295	14%	76	14%	3	0%	3669	6%
	Not Produced	1525	38%	6738	24%	4883	32%	1201	25%	1358	63%	894	43%	215	40%	147	12%	16961	29%
	Rescheduled by CHS	55	1%	12	0%	894	6%	44	1%	13	1%	26	1%	5	1%	5	0%	1054	2%
	Rescheduled by Hospital	N/A	N/A	N/A	N/A	N/A	N/A	N/A	N/A	N/A	N/A	N/A	N/A	15	3%	N/A	N/A	15	0%
	Total Scheduled Services	4048	100%	28405	100%	15210	100%	4739	100%	2157	100%	2062	100%	544	97%	1236	100%	58401	100%

4	Outcome Metrics	Medical	Nursing	Mental Health	Reentry Services	Dental/Oral Surgery	Specialty Clinic - On	Specialty Clinic -	Substance Use	Total
4.1	Percent completed	61%	76%	62%	74%	36%	55%	57%	88%	69%

5	Unscheduled Services	N
5.1	Sick Call Completed	4822