

CHS Access Report: April 2022

Version: 7/25/2022

I. Table of Contents

Contents

I. Table of Contents	2
II. Data Dictionary	3
III. Summary Data	4
IV. AMKC	5
V. EMTC	6
VI. GRVC	7
VII. NIC	8
VIII. OBCC	9
IX. RMSC	10
X. RNDC	11
XI. VCBC	12
XII. WF	13

II. Data Dictionary

1	CHS Intakes (New Jail Admissions)	Definition
1.1	Completed CHS Intakes	Number of new jail admission intake encounters completed by CHS providers
1.2	Average time to completion once known to CHS (hours)	Number of hours between check-in by DOC and check-out by CHS for completed intake encounters (1.1)
2	Referrals made to mental health service	Definition
2.1	Referrals made to mental health service	All book and cases with an initial referral to mental health in reporting month. Facility-specific reports reference the housing facility at the time of the mental health referral was made.
2.2	Referrals seen within 72 hours	For all book and cases where an initial referral to mental health occurs in reporting month (2.1), total number of book and cases who had a mental health intake or psychiatric assessment where encounter date was <=72 hours from referral date.
2.3	Percent seen within 72 hours	2.2 divided by 2.1
3	Scheduled services by discipline with outcomes	Definition
		-Shows direct, scheduled service encounters, total overall and by discipline, and disaggregates by outcome category recorded (N, %). Excludes encounters scheduled for discharged patients. -Specialty Clinic-On-Island encounters are for the following specialties: Audiology, Cardiology, Dermatology, Dialysis, ENT, Gynecology, Hand Specialist, ID Specialist, Nephrology, Neurology, Optometry, Orthopedic, Podiatry, Post Partum, Pre-Natal, Rehab Physical Therapy, Reproduction, Surgery -Specialty Clinic-Off-Island encounters are for the following specialties: Audiology, Breast, Cardiology, Cardiovascular, Chest, Dermatology, Endocrinology, ENT, Gastroenterology, General Surgery, Gynecology, Hand, Hematology, ID/Virology, Neurosurgery, Oncology, Ophthalmology, Oral Surgery, Orthopedic, Pain Management, Plastic Surgery, Podiatry, Renal, Rheumatology, Trauma, Urology, Vascular
4	Outcome Metrics	Definition
4.1	Percent completed	Sum of scheduled service outcomes "Seen" and "Refused & Verified" divided by "Total Scheduled Services"
5	Unscheduled Services	Definition
5.1	Sick call completed	Number of sick call encounters completed by CHS

III. Summary Data

1	CHS Intakes (New Jail Admissions)	N
1.1	Completed CHS Intakes	1304
1.2	Average time to completion once known to CHS (hours)	3.0

2	Referrals made to mental health service	N
2.1	Referrals made to mental health service	371
2.2	Referrals seen within 72 hours	304
2.3	Percent seen within 72 hours	82%

3	Scheduled Services	Medical		Nursing		Mental Health		Reentry Services		Dental/Oral Surgery		Specialty Clinic - On Island		Specialty Clinic - Off Island		Substance Use		Total	
	Service Outcomes	N	%	N	%	N	%	N	%	N	%	N	%	N	%	N	%	N	%
	Seen	1730	46%	17075	67%	8454	61%	2308	59%	715	39%	879	33%	193	35%	911	84%	32265	61%
	Refused & Verified	600	16%	2118	8%	185	1%	342	9%	86	5%	340	13%	95	17%	1	0%	3767	7%
	Not Produced	1344	36%	6258	25%	4246	31%	1191	31%	963	53%	1372	51%	243	44%	169	16%	15786	30%
	Rescheduled by CHS	57	2%	22	0%	874	6%	51	1%	69	4%	79	3%	1	0%	0	0%	1153	2%
	Rescheduled by Hospital	N/A	N/A	N/A	N/A	N/A	N/A	N/A	N/A	N/A	N/A	N/A	N/A	22	4%	N/A	N/A	22	0%
	Total Scheduled Services	3731	100%	25473	100%	13759	100%	3892	100%	1833	100%	2670	100%	554	100%	1081	100%	52993	100%

4	Outcome Metrics	Medical	Nursing	Mental Health	Reentry Services	Dental/Oral Surgery	Specialty Clinic - On Island	Specialty Clinic - Off Island	Substance Use	Total
4.1	Percent completed	62%	75%	63%	68%	44%	46%	52%	84%	68%

5	Unscheduled Services	N
5.1	Sick Call Completed	4566

IV. AMKC

1	CHS Intakes (New Jail Admissions)	N
1.1	Completed CHS Intakes	13
1.2	Average time to completion once known to CHS (hours)	3.6

2	Referrals made to mental health service	N
2.1	Referrals made to mental health service	2
2.2	Referrals seen within 72 hours	2
2.3	Percent seen within 72 hours	100%

3	Scheduled Services	Medical		Nursing		Mental Health		Reentry Services		Dental/Oral Surgery		Specialty Clinic - On Island		Specialty Clinic - Off Island		Substance Use		Total	
	Service Outcomes	N	%	N	%	N	%	N	%	N	%	N	%	N	%	N	%	N	%
	Seen	264	26%	2930	55%	3353	76%	791	63%	213	35%	186	30%	63	31%	328	83%	8128	59%
	Refused & Verified	184	18%	181	3%	37	1%	187	15%	11	2%	60	10%	49	24%	0	0%	709	5%
	Not Produced	569	56%	2202	41%	863	20%	268	21%	366	61%	368	59%	89	43%	65	17%	4790	35%
	Rescheduled by CHS	0	0%	0	0%	162	4%	13	1%	14	2%	7	1%	0	0%	0	0%	196	1%
	Rescheduled by Hospital	N/A	N/A	N/A	N/A	N/A	N/A	N/A	N/A	N/A	N/A	N/A	N/A	5	2%	N/A	N/A	5	0%
	Total Scheduled Services	1017	100%	5313	100%	4415	100%	1259	100%	604	100%	621	100%	206	100%	393	100%	13828	100%

4	Outcome Metrics	Medical	Nursing	Mental Health	Reentry Services	Dental/Oral Surgery	Specialty Clinic - On Island	Specialty Clinic - Off Island	Substance Use	Total
4.1	Percent completed	44%	59%	77%	78%	37%	40%	54%	83%	64%

5	Unscheduled Services	N
5.1	Sick Call Completed	1210

V. EMTC

1	CHS Intakes (New Jail Admissions)	N
1.1	Completed CHS Intakes	1186
1.2	Average time to completion once known to CHS (hours)	2.8

2	Referrals made to mental health service	N
2.1	Referrals made to mental health service	346
2.2	Referrals seen within 72 hours	279
2.3	Percent seen within 72 hours	81%

3	Scheduled Services	Medical		Nursing		Mental Health		Reentry Services		Dental/Oral Surgery		Specialty Clinic - On Island		Specialty Clinic - Off Island		Substance Use		Total	
	Service Outcomes	N	%	N	%	N	%	N	%	N	%	N	%	N	%	N	%	N	%
	Seen	137	46%	2807	74%	841	53%	433	56%	1	25%	14	16%	1	9%	340	78%	4574	65%
	Refused & Verified	77	26%	159	4%	60	4%	40	5%	0	0%	1	1%	0	0%	0	0%	337	5%
	Not Produced	86	29%	839	22%	374	24%	286	37%	2	50%	70	82%	10	91%	96	22%	1763	25%
	Rescheduled by CHS	0	0%	1	0%	299	19%	11	1%	1	25%	0	0%	0	0%	0	0%	312	4%
	Rescheduled by Hospital	N/A	N/A	N/A	N/A	N/A	N/A	N/A	N/A	N/A	N/A	N/A	N/A	0	0%	N/A	N/A	0	0%
	Total Scheduled Services	300	100%	3806	100%	1574	100%	770	100%	4	100%	85	100%	11	100%	436	100%	6986	100%

4	Outcome Metrics	Medical	Nursing	Mental Health	Reentry Services	Dental/Oral Surgery	Specialty Clinic - On Island	Specialty Clinic - Off Island	Substance Use	Total
4.1	Percent completed	71%	78%	57%	61%	25%	18%	9%	78%	70%

5	Unscheduled Services	N
5.1	Sick Call Completed	523

VI. GRVC

1	CHS Intakes (New Jail Admissions)	N
1.1	Completed CHS Intakes	0
1.2	Average time to completion once known to CHS (hours)	0.0

2	Referrals made to mental health service	N
2.1	Referrals made to mental health service	0
2.2	Referrals seen within 72 hours	0
2.3	Percent seen within 72 hours	

3	Scheduled Services	Medical		Nursing		Mental Health		Reentry Services		Dental/Oral Surgery		Specialty Clinic - On Island		Specialty Clinic - Off Island		Substance Use		Total	
	Service Outcomes	N	%	N	%	N	%	N	%	N	%	N	%	N	%	N	%	N	%
	Seen	160	61%	1465	57%	1280	79%	131	80%	102	41%	48	22%	12	27%	36	92%	3234	63%
	Refused & Verified	40	15%	294	12%	14	1%	4	2%	2	1%	3	1%	5	11%	1	3%	363	7%
	Not Produced	61	23%	792	31%	240	15%	28	17%	146	58%	161	74%	26	58%	2	5%	1456	28%
	Rescheduled by CHS	0	0%	0	0%	78	5%	0	0%	1	0%	5	2%	0	0%	0	0%	84	2%
	Rescheduled by Hospital	N/A	N/A	N/A	N/A	N/A	N/A	N/A	N/A	N/A	N/A	N/A	N/A	2	4%	N/A	N/A	2	0%
	Total Scheduled Services	261	100%	2551	100%	1612	100%	163	100%	251	100%	217	100%	45	100%	39	100%	5139	100%

4	Outcome Metrics	Medical	Nursing	Mental Health	Reentry Services	Dental/Oral Surgery	Specialty Clinic - On Island	Specialty Clinic - Off Island	Substance Use	Total
4.1	Percent completed	77%	69%	80%	83%	41%	24%	38%	95%	70%

5	Unscheduled Services	N
5.1	Sick Call Completed	609

VII. NIC

1	CHS Intakes (New Jail Admissions)	N
1.1	Completed CHS Intakes	0
1.2	Average time to completion once known to CHS (hours)	0.0

2	Referrals made to mental health service	N
2.1	Referrals made to mental health service	0
2.2	Referrals seen within 72 hours	0
2.3	Percent seen within 72 hours	

3	Scheduled Services	Medical		Nursing		Mental Health		Reentry Services		Dental/Oral Surgery		Specialty Clinic - On Island		Specialty Clinic - Off Island		Substance Use		Total	
	Service Outcomes	N	%	N	%	N	%	N	%	N	%	N	%	N	%	N	%	N	%
	Seen	194	67%	4972	81%	323	55%	70	65%	33	32%	152	47%	63	46%	20	100%	5827	75%
	Refused & Verified	16	5%	852	14%	6	1%	13	12%	28	27%	55	17%	28	20%	0	0%	998	13%
	Not Produced	63	22%	336	5%	174	30%	22	21%	31	30%	85	26%	39	28%	0	0%	750	10%
	Rescheduled by CHS	18	6%	2	0%	83	14%	2	2%	10	10%	34	10%	0	0%	0	0%	149	2%
	Rescheduled by Hospital	N/A	N/A	N/A	N/A	N/A	N/A	N/A	N/A	N/A	N/A	N/A	N/A	7	5%	N/A	N/A	7	0%
	Total Scheduled Services	291	100%	6162	100%	586	100%	107	100%	102	100%	326	100%	137	100%	20	100%	7731	100%

4	Outcome Metrics	Medical	Nursing	Mental Health	Reentry Services	Dental/Oral Surgery	Specialty Clinic - On Island	Specialty Clinic - Off Island	Substance Use	Total
4.1	Percent completed	72%	95%	56%	78%	60%	63%	66%	100%	88%

5	Unscheduled Services	N
5.1	Sick Call Completed	430

VIII. OBCC

1	CHS Intakes (New Jail Admissions)	N
1.1	Completed CHS Intakes	0
1.2	Average time to completion once known to CHS (hours)	0.0

2	Referrals made to mental health service	N
2.1	Referrals made to mental health service	0
2.2	Referrals seen within 72 hours	0
2.3	Percent seen within 72 hours	

3	Scheduled Services	Medical		Nursing		Mental Health		Reentry Services		Dental/Oral Surgery		Specialty Clinic - On Island		Specialty Clinic - Off Island		Substance Use		Total	
	Service Outcomes	N	%	N	%	N	%	N	%	N	%	N	%	N	%	N	%	N	%
	Seen	109	42%	736	74%	324	30%	48	30%	92	39%	17	8%	3	9%	46	100%	1375	45%
	Refused & Verified	14	5%	42	4%	2	0%	10	6%	13	6%	3	1%	0	0%	0	0%	84	3%
	Not Produced	134	52%	218	22%	736	68%	104	64%	121	51%	189	88%	30	88%	0	0%	1532	51%
	Rescheduled by CHS	0	0%	1	0%	14	1%	0	0%	10	4%	6	3%	0	0%	0	0%	31	1%
	Rescheduled by Hospital	N/A	N/A	N/A	N/A	N/A	N/A	N/A	N/A	N/A	N/A	N/A	N/A	1	3%	N/A	N/A	1	0%
	Total Scheduled Services	257	100%	997	100%	1076	100%	162	100%	236	100%	215	100%	34	100%	46	100%	3023	100%

4	Outcome Metrics	Medical	Nursing	Mental Health	Reentry Services	Dental/Oral Surgery	Specialty Clinic - On Island	Specialty Clinic - Off Island	Substance Use	Total
4.1	Percent completed	48%	78%	30%	36%	44%	9%	9%	100%	48%

5	Unscheduled Services	N
5.1	Sick Call Completed	304

IX. RMSC

1	CHS Intakes (New Jail Admissions)	N
1.1	Completed CHS Intakes	105
1.2	Average time to completion once known to CHS (hours)	4.7

2	Referrals made to mental health service	N
2.1	Referrals made to mental health service	23
2.2	Referrals seen within 72 hours	23
2.3	Percent seen within 72 hours	100%

3	Scheduled Services	Medical		Nursing		Mental Health		Reentry Services		Dental/Oral Surgery		Specialty Clinic - On Island		Specialty Clinic - Off Island		Substance Use		Total	
	Service Outcomes	N	%	N	%	N	%	N	%	N	%	N	%	N	%	N	%	N	%
	Seen	474	74%	1985	79%	977	82%	357	84%	80	52%	272	58%	3	33%	97	94%	4245	77%
	Refused & Verified	47	7%	274	11%	44	4%	41	10%	8	5%	52	11%	1	11%	0	0%	467	8%
	Not Produced	80	13%	251	10%	155	13%	22	5%	54	35%	127	27%	4	44%	6	6%	699	13%
	Rescheduled by CHS	37	6%	18	1%	14	1%	6	1%	12	8%	20	4%	0	0%	0	0%	107	2%
	Rescheduled by Hospital	N/A	N/A	N/A	N/A	N/A	N/A	N/A	N/A	N/A	N/A	N/A	N/A	1	11%	N/A	N/A	1	0%
	Total Scheduled Services	638	100%	2528	100%	1190	100%	426	100%	154	100%	471	100%	9	100%	103	100%	5519	100%

4	Outcome Metrics	Medical	Nursing	Mental Health	Reentry Services	Dental/Oral Surgery	Specialty Clinic - On Island	Specialty Clinic - Off Island	Substance Use	Total
4.1	Percent completed	82%	89%	86%	93%	57%	69%	44%	94%	85%

5	Unscheduled Services	N
5.1	Sick Call Completed	579

X. RNDC

1	CHS Intakes (New Jail Admissions)	N
1.1	Completed CHS Intakes	0
1.2	Average time to completion once known to CHS (hours)	0.0

2	Referrals made to mental health service	N
2.1	Referrals made to mental health service	0
2.2	Referrals seen within 72 hours	0
2.3	Percent seen within 72 hours	

3	Scheduled Services	Medical		Nursing		Mental Health		Reentry Services		Dental/Oral Surgery		Specialty Clinic - On Island		Specialty Clinic - Off Island		Substance Use		Total	
	Service Outcomes	N	%	N	%	N	%	N	%	N	%	N	%	N	%	N	%	N	%
	Seen	220	44%	566	44%	689	34%	205	34%	94	39%	77	37%	16	42%	22	100%	1889	38%
	Refused & Verified	165	33%	31	2%	5	0%	21	4%	12	5%	37	18%	1	3%	0	0%	272	6%
	Not Produced	114	23%	703	54%	1162	58%	353	59%	138	57%	92	44%	19	50%	0	0%	2581	53%
	Rescheduled by CHS	0	0%	0	0%	150	7%	17	3%	0	0%	4	2%	1	3%	0	0%	172	3%
	Rescheduled by Hospital	N/A	N/A	N/A	N/A	N/A	N/A	N/A	N/A	N/A	N/A	N/A	N/A	1	3%	N/A	N/A	1	0%
	Total Scheduled Services	499	100%	1300	100%	2006	100%	596	100%	244	100%	210	100%	38	100%	22	100%	4915	100%

4	Outcome Metrics	Medical	Nursing	Mental Health	Reentry Services	Dental/Oral Surgery	Specialty Clinic - On Island	Specialty Clinic - Off Island	Substance Use	Total
4.1	Percent completed	77%	46%	35%	38%	43%	54%	45%	100%	44%

5	Unscheduled Services	N
5.1	Sick Call Completed	326

XI. VCBC

1	CHS Intakes (New Jail Admissions)	N
1.1	Completed CHS Intakes	0
1.2	Average time to completion once known to CHS (hours)	0.0

2	Referrals made to mental health service	N
2.1	Referrals made to mental health service	0
2.2	Referrals seen within 72 hours	0
2.3	Percent seen within 72 hours	

3	Scheduled Services	Medical		Nursing		Mental Health		Reentry Services		Dental/Oral Surgery		Specialty Clinic - On Island		Specialty Clinic - Off Island		Substance Use		Total	
	Service Outcomes	N	%	N	%	N	%	N	%	N	%	N	%	N	%	N	%	N	%
	Seen	93	33%	671	73%	535	54%	209	65%	94	44%	79	25%	27	43%	0	0%	1708	55%
	Refused & Verified	35	12%	54	6%	2	0%	26	8%	12	6%	129	40%	9	14%	0	0%	267	9%
	Not Produced	152	54%	194	21%	397	40%	84	26%	88	41%	114	35%	24	38%	0	0%	1053	34%
	Rescheduled by CHS	1	0%	0	0%	62	6%	2	1%	19	9%	0	0%	0	0%	0	0%	84	3%
	Rescheduled by Hospital	N/A	N/A	N/A	N/A	N/A	N/A	N/A	N/A	N/A	N/A	N/A	N/A	3	5%	N/A	N/A	3	0%
	Total Scheduled Services	281	100%	919	100%	996	100%	321	100%	213	100%	322	100%	63	100%	0	0%	3115	100%

4	Outcome Metrics	Medical	Nursing	Mental Health	Reentry Services	Dental/Oral Surgery	Specialty Clinic - On Island	Specialty Clinic - Off Island	Substance Use	Total
4.1	Percent completed	46%	79%	54%	73%	50%	65%	57%		63%

5	Unscheduled Services	N
5.1	Sick Call Completed	433

XII. WF

1	CHS Intakes (New Jail Admissions)	N
1.1	Completed CHS Intakes	0
1.2	Average time to completion once known to CHS (hours)	0.0

2	Referrals made to mental health service	N
2.1	Referrals made to mental health service	0
2.2	Referrals seen within 72 hours	0
2.3	Percent seen within 72 hours	

3	Scheduled Services	Medical		Nursing		Mental Health		Reentry Services		Dental/Oral Surgery		Specialty Clinic - On Island		Specialty Clinic - Off Island		Substance Use		Total	
	Service Outcomes	N	%	N	%	N	%	N	%	N	%	N	%	N	%	N	%	N	%
	Seen	79	42%	943	50%	132	43%	64	73%	6	24%	34	17%	5	45%	22	100%	1285	47%
	Refused & Verified	22	12%	231	12%	15	5%	0	0%	0	0%	0	0%	2	18%	0	0%	270	10%
	Not Produced	85	45%	723	38%	145	48%	24	27%	17	68%	166	82%	2	18%	0	0%	1162	42%
	Rescheduled by CHS	1	1%	0	0%	12	4%	0	0%	2	8%	3	1%	0	0%	0	0%	18	1%
	Rescheduled by Hospital	N/A	N/A	N/A	N/A	N/A	N/A	N/A	N/A	N/A	N/A	N/A	N/A	2	18%	N/A	N/A	2	0%
	Total Scheduled Services	187	100%	1897	100%	304	100%	88	100%	25	100%	203	100%	11	100%	22	100%	2737	100%

4	Outcome Metrics	Medical	Nursing	Mental Health	Reentry Services	Dental/Oral Surgery	Specialty Clinic - On Island	Specialty Clinic - Off Island	Substance Use	Total
4.1	Percent completed	54%	62%	48%	73%	24%	17%	64%	100%	57%

5	Unscheduled Services	N
5.1	Sick Call Completed	152

CHS Access Report: May 2022

Version: 7/25/2022

I. Table of Contents

Contents

I. Table of Contents	2
II. Data Dictionary	3
III. Summary Data.....	4
IV. AMKC.....	5
V. EMTC	6
VI. GRVC	7
VII. NIC.....	8
VIII. OBCC.....	9
IX. RMSC	10
X. RNDC	11
XI. VCBC.....	12
XII. WF	13

II. Data Dictionary

1	CHS Intakes (New Jail Admissions)	Definition
1.1	Completed CHS Intakes	Number of new jail admission intake encounters completed by CHS providers
1.2	Average time to completion once known to CHS (hours)	Number of hours between check-in by DOC and check-out by CHS for completed intake encounters (1.1)
2	Referrals made to mental health service	Definition
2.1	Referrals made to mental health service	All book and cases with an initial referral to mental health in reporting month. Facility-specific reports reference the housing facility at the time of the mental health referral was made.
2.2	Referrals seen within 72 hours	For all book and cases where an initial referral to mental health occurs in reporting month (2.1), total number of book and cases who had a mental health intake or psychiatric assessment where encounter date was <=72 hours from referral date.
2.3	Percent seen within 72 hours	2.2 divided by 2.1
3	Scheduled services by discipline with outcomes	Definition
		-Shows direct, scheduled service encounters, total overall and by discipline, and disaggregates by outcome category recorded (N, %). Excludes encounters scheduled for discharged patients. -Specialty Clinic-On-Island encounters are for the following specialties: Audiology, Cardiology, Dermatology, Dialysis, ENT, Gynecology, Hand Specialist, ID Specialist, Nephrology, Neurology, Optometry, Orthopedic, Podiatry, Post Partum, Pre-Natal, Rehab Physical Therapy, Reproduction, Surgery -Specialty Clinic-Off-Island encounters are for the following specialties: Audiology, Breast, Cardiology, Cardiovascular, Chest, Dermatology, Endocrinology, ENT, Gastroenterology, General Surgery, Gynecology, Hand, Hematology, ID/Virology, Neurosurgery, Oncology, Ophthalmology, Oral Surgery, Orthopedic, Pain Management, Plastic Surgery, Podiatry, Renal, Rheumatology, Trauma, Urology, Vascular
4	Outcome Metrics	Definition
4.1	Percent completed	Sum of scheduled service outcomes "Seen" and "Refused & Verified" divided by "Total Scheduled Services"
5	Unscheduled Services	Definition
5.1	Sick call completed	Number of sick call encounters completed by CHS

III. Summary Data

1	CHS Intakes (New Jail Admissions)	N
1.1	Completed CHS Intakes	1445
1.2	Average time to completion once known to CHS (hours)	3.1

2	Referrals made to mental health service	N
2.1	Referrals made to mental health service	220
2.2	Referrals seen within 72 hours	170
2.3	Percent seen within 72 hours	77%

3	Scheduled Services	Medical		Nursing		Mental Health		Reentry Services		Dental/Oral Surgery		Specialty Clinic - On Island		Specialty Clinic - Off Island		Substance Use		Total	
	Service Outcomes	N	%	N	%	N	%	N	%	N	%	N	%	N	%	N	%	N	%
	Seen	2133	50%	16304	66%	8837	64%	2362	58%	747	39%	850	29%	172	36%	913	89%	32318	61%
	Refused & Verified	651	15%	1798	7%	148	1%	394	10%	70	4%	363	12%	97	20%	1	0%	3522	7%
	Not Produced	1388	32%	6720	27%	3902	28%	1299	32%	1053	55%	1650	56%	188	39%	108	10%	16308	31%
	Rescheduled by CHS	116	3%	30	0%	844	6%	43	1%	35	2%	88	3%	4	1%	7	1%	1167	2%
	Rescheduled by Hospital	N/A	N/A	N/A	N/A	N/A	N/A	N/A	N/A	N/A	N/A	N/A	N/A	22	5%	N/A	N/A	22	0%
	Total Scheduled Services	4288	100%	24852	100%	13731	100%	4098	100%	1905	100%	2951	100%	483	100%	1029	100%	53337	100%

4	Outcome Metrics	Medical	Nursing	Mental Health	Reentry Services	Dental/Oral Surgery	Specialty Clinic - On Island	Specialty Clinic - Off Island	Substance Use	Total
4.1	Percent completed	65%	73%	65%	67%	43%	41%	56%	89%	67%

5	Unscheduled Services	N
5.1	Sick Call Completed	5293

IV. AMKC

1	CHS Intakes (New Jail Admissions)	N
1.1	Completed CHS Intakes	13
1.2	Average time to completion once known to CHS (hours)	5.0

2	Referrals made to mental health service	N
2.1	Referrals made to mental health service	1
2.2	Referrals seen within 72 hours	1
2.3	Percent seen within 72 hours	100%

3	Scheduled Services	Medical		Nursing		Mental Health		Reentry Services		Dental/Oral Surgery		Specialty Clinic - On Island		Specialty Clinic - Off Island		Substance Use		Total	
	Service Outcomes	N	%	N	%	N	%	N	%	N	%	N	%	N	%	N	%	N	%
	Seen	276	26%	2955	54%	3411	78%	742	57%	218	35%	175	23%	60	36%	346	90%	8183	58%
	Refused & Verified	161	15%	112	2%	18	0%	208	16%	7	1%	47	6%	30	18%	1	0%	584	4%
	Not Produced	607	58%	2414	44%	829	19%	340	26%	383	62%	528	70%	67	40%	37	10%	5205	37%
	Rescheduled by CHS	0	0%	3	0%	142	3%	7	1%	7	1%	6	1%	1	1%	0	0%	166	1%
	Rescheduled by Hospital	N/A	N/A	N/A	N/A	N/A	N/A	N/A	N/A	N/A	N/A	N/A	N/A	10	6%	N/A	N/A	10	0%
	Total Scheduled Services	1044	100%	5484	100%	4400	100%	1297	100%	615	100%	756	100%	168	100%	384	100%	14148	100%

4	Outcome Metrics	Medical	Nursing	Mental Health	Reentry Services	Dental/Oral Surgery	Specialty Clinic - On Island	Specialty Clinic - Off Island	Substance Use	Total
4.1	Percent completed	42%	56%	78%	73%	37%	29%	54%	90%	62%

5	Unscheduled Services	N
5.1	Sick Call Completed	1533

V. EMTC

1	CHS Intakes (New Jail Admissions)	N
1.1	Completed CHS Intakes	1328
1.2	Average time to completion once known to CHS (hours)	2.9

2	Referrals made to mental health service	N
2.1	Referrals made to mental health service	209
2.2	Referrals seen within 72 hours	159
2.3	Percent seen within 72 hours	76%

3	Scheduled Services	Medical		Nursing		Mental Health		Reentry Services		Dental/Oral Surgery		Specialty Clinic - On Island		Specialty Clinic - Off Island		Substance Use		Total	
	Service Outcomes	N	%	N	%	N	%	N	%	N	%	N	%	N	%	N	%	N	%
	Seen	153	35%	2986	70%	916	56%	392	53%	3	30%	17	15%	3	18%	373	85%	4843	63%
	Refused & Verified	138	32%	206	5%	59	4%	38	5%	0	0%	0	0%	0	0%	0	0%	441	6%
	Not Produced	146	33%	1087	25%	386	24%	294	40%	7	70%	96	84%	13	76%	65	15%	2094	27%
	Rescheduled by CHS	0	0%	1	0%	278	17%	11	1%	0	0%	1	1%	1	6%	0	0%	292	4%
	Rescheduled by Hospital	N/A	N/A	N/A	N/A	N/A	N/A	N/A	N/A	N/A	N/A	N/A	N/A	0	0%	N/A	N/A	0	0%
	Total Scheduled Services	437	100%	4280	100%	1639	100%	735	100%	10	100%	114	100%	17	100%	438	100%	7670	100%

4	Outcome Metrics	Medical	Nursing	Mental Health	Reentry Services	Dental/Oral Surgery	Specialty Clinic - On Island	Specialty Clinic - Off Island	Substance Use	Total
4.1	Percent completed	67%	75%	59%	59%	30%	15%	18%	85%	69%

5	Unscheduled Services	N
5.1	Sick Call Completed	660

VI. GRVC

1	CHS Intakes (New Jail Admissions)	N
1.1	Completed CHS Intakes	0
1.2	Average time to completion once known to CHS (hours)	0.0

2	Referrals made to mental health service	N
2.1	Referrals made to mental health service	0
2.2	Referrals seen within 72 hours	0
2.3	Percent seen within 72 hours	

3	Scheduled Services	Medical		Nursing		Mental Health		Reentry Services		Dental/Oral Surgery		Specialty Clinic - On Island		Specialty Clinic - Off Island		Substance Use		Total	
	Service Outcomes	N	%	N	%	N	%	N	%	N	%	N	%	N	%	N	%	N	%
	Seen	146	57%	1398	54%	1434	82%	125	74%	74	29%	29	14%	18	35%	34	100%	3258	61%
	Refused & Verified	28	11%	255	10%	9	1%	12	7%	8	3%	5	2%	3	6%	0	0%	320	6%
	Not Produced	83	32%	950	36%	233	13%	31	18%	164	63%	172	83%	31	60%	0	0%	1664	31%
	Rescheduled by CHS	0	0%	1	0%	74	4%	1	1%	13	5%	2	1%	0	0%	0	0%	91	2%
	Rescheduled by Hospital	N/A	N/A	N/A	N/A	N/A	N/A	N/A	N/A	N/A	N/A	N/A	N/A	0	0%	N/A	N/A	0	0%
	Total Scheduled Services	257	100%	2604	100%	1750	100%	169	100%	259	100%	208	100%	52	100%	34	100%	5333	100%

4	Outcome Metrics	Medical	Nursing	Mental Health	Reentry Services	Dental/Oral Surgery	Specialty Clinic - On Island	Specialty Clinic - Off Island	Substance Use	Total
4.1	Percent completed	68%	63%	82%	81%	32%	16%	40%	100%	67%

5	Unscheduled Services	N
5.1	Sick Call Completed	701

VII. NIC

1	CHS Intakes (New Jail Admissions)	N
1.1	Completed CHS Intakes	0
1.2	Average time to completion once known to CHS (hours)	0.0

2	Referrals made to mental health service	N
2.1	Referrals made to mental health service	0
2.2	Referrals seen within 72 hours	0
2.3	Percent seen within 72 hours	

3	Scheduled Services	Medical		Nursing		Mental Health		Reentry Services		Dental/Oral Surgery		Specialty Clinic - On Island		Specialty Clinic - Off Island		Substance Use		Total	
	Service Outcomes	N	%	N	%	N	%	N	%	N	%	N	%	N	%	N	%	N	%
	Seen	214	62%	3614	79%	391	55%	96	63%	48	52%	167	47%	49	48%	19	100%	4598	72%
	Refused & Verified	20	6%	667	15%	7	1%	15	10%	20	22%	52	15%	27	26%	0	0%	808	13%
	Not Produced	82	24%	288	6%	193	27%	40	26%	25	27%	97	27%	21	20%	0	0%	746	12%
	Rescheduled by CHS	27	8%	3	0%	118	17%	2	1%	0	0%	38	11%	2	2%	0	0%	190	3%
	Rescheduled by Hospital	N/A	N/A	N/A	N/A	N/A	N/A	N/A	N/A	N/A	N/A	N/A	N/A	4	4%	N/A	N/A	4	0%
	Total Scheduled Services	343	100%	4572	100%	709	100%	153	100%	93	100%	354	100%	103	100%	19	100%	6346	100%

4	Outcome Metrics	Medical	Nursing	Mental Health	Reentry Services	Dental/Oral Surgery	Specialty Clinic - On Island	Specialty Clinic - Off Island	Substance Use	Total
4.1	Percent completed	68%	94%	56%	73%	73%	62%	74%	100%	85%

5	Unscheduled Services	N
5.1	Sick Call Completed	408

VIII. OBCC

1	CHS Intakes (New Jail Admissions)	N
1.1	Completed CHS Intakes	0
1.2	Average time to completion once known to CHS (hours)	0.0

2	Referrals made to mental health service	N
2.1	Referrals made to mental health service	0
2.2	Referrals seen within 72 hours	0
2.3	Percent seen within 72 hours	

3	Scheduled Services	Medical		Nursing		Mental Health		Reentry Services		Dental/Oral Surgery		Specialty Clinic - On Island		Specialty Clinic - Off Island		Substance Use		Total	
	Service Outcomes	N	%	N	%	N	%	N	%	N	%	N	%	N	%	N	%	N	%
	Seen	93	49%	495	82%	244	34%	53	32%	96	46%	21	14%	3	43%	34	100%	1039	50%
	Refused & Verified	11	6%	16	3%	5	1%	21	13%	4	2%	4	3%	0	0%	0	0%	61	3%
	Not Produced	84	45%	91	15%	460	65%	92	55%	109	52%	125	83%	3	43%	0	0%	964	47%
	Rescheduled by CHS	0	0%	0	0%	1	0%	0	0%	0	0%	0	0%	0	0%	0	0%	1	0%
	Rescheduled by Hospital	N/A	N/A	N/A	N/A	N/A	N/A	N/A	N/A	N/A	N/A	N/A	N/A	1	14%	N/A	N/A	1	0%
	Total Scheduled Services	188	100%	602	100%	710	100%	166	100%	209	100%	150	100%	7	100%	34	100%	2066	100%

4	Outcome Metrics	Medical	Nursing	Mental Health	Reentry Services	Dental/Oral Surgery	Specialty Clinic - On Island	Specialty Clinic - Off Island	Substance Use	Total
4.1	Percent completed	55%	85%	35%	45%	48%	17%	43%	100%	53%

5	Unscheduled Services	N
5.1	Sick Call Completed	242

IX. RMSC

1	CHS Intakes (New Jail Admissions)	N
1.1	Completed CHS Intakes	104
1.2	Average time to completion once known to CHS (hours)	6.1

2	Referrals made to mental health service	N
2.1	Referrals made to mental health service	10
2.2	Referrals seen within 72 hours	10
2.3	Percent seen within 72 hours	100%

3	Scheduled Services	Medical		Nursing		Mental Health		Reentry Services		Dental/Oral Surgery		Specialty Clinic - On Island		Specialty Clinic - Off Island		Substance Use		Total	
	Service Outcomes	N	%	N	%	N	%	N	%	N	%	N	%	N	%	N	%	N	%
	Seen	794	77%	2238	81%	1121	86%	398	84%	89	57%	287	53%	1	13%	68	85%	4996	79%
	Refused & Verified	62	6%	231	8%	26	2%	39	8%	7	4%	74	14%	6	75%	0	0%	445	7%
	Not Produced	91	9%	267	10%	124	10%	29	6%	59	38%	142	26%	0	0%	5	6%	717	11%
	Rescheduled by CHS	89	9%	22	1%	28	2%	9	2%	1	1%	41	8%	0	0%	7	9%	197	3%
	Rescheduled by Hospital	N/A	N/A	N/A	N/A	N/A	N/A	N/A	N/A	N/A	N/A	N/A	N/A	1	13%	N/A	N/A	1	0%
	Total Scheduled Services	1036	100%	2758	100%	1299	100%	475	100%	156	100%	544	100%	8	100%	80	100%	6356	100%

4	Outcome Metrics	Medical	Nursing	Mental Health	Reentry Services	Dental/Oral Surgery	Specialty Clinic - On Island	Specialty Clinic - Off Island	Substance Use	Total
4.1	Percent completed	83%	90%	88%	92%	62%	66%	88%	85%	86%

5	Unscheduled Services	N
5.1	Sick Call Completed	599

X. RNDC

1	CHS Intakes (New Jail Admissions)	N
1.1	Completed CHS Intakes	0
1.2	Average time to completion once known to CHS (hours)	0.0

2	Referrals made to mental health service	N
2.1	Referrals made to mental health service	0
2.2	Referrals seen within 72 hours	0
2.3	Percent seen within 72 hours	

3	Scheduled Services	Medical		Nursing		Mental Health		Reentry Services		Dental/Oral Surgery		Specialty Clinic - On Island		Specialty Clinic - Off Island		Substance Use		Total	
	Service Outcomes	N	%	N	%	N	%	N	%	N	%	N	%	N	%	N	%	N	%
	Seen	210	46%	567	38%	715	39%	293	43%	98	33%	65	32%	16	31%	33	100%	1997	40%
	Refused & Verified	148	32%	43	3%	7	0%	40	6%	18	6%	36	18%	13	25%	0	0%	305	6%
	Not Produced	99	22%	884	59%	1001	54%	330	49%	171	57%	103	50%	22	43%	0	0%	2610	52%
	Rescheduled by CHS	0	0%	0	0%	115	6%	11	2%	14	5%	0	0%	0	0%	0	0%	140	3%
	Rescheduled by Hospital	N/A	N/A	N/A	N/A	N/A	N/A	N/A	N/A	N/A	N/A	N/A	N/A	0	0%	N/A	N/A	0	0%
	Total Scheduled Services	457	100%	1494	100%	1838	100%	674	100%	301	100%	204	100%	51	100%	33	100%	5052	100%

4	Outcome Metrics	Medical	Nursing	Mental Health	Reentry Services	Dental/Oral Surgery	Specialty Clinic - On Island	Specialty Clinic - Off Island	Substance Use	Total
4.1	Percent completed	78%	41%	39%	49%	39%	50%	57%	100%	46%

5	Unscheduled Services	N
5.1	Sick Call Completed	531

XI. VCBC

1	CHS Intakes (New Jail Admissions)	N
1.1	Completed CHS Intakes	0
1.2	Average time to completion once known to CHS (hours)	0.0

2	Referrals made to mental health service	N
2.1	Referrals made to mental health service	0
2.2	Referrals seen within 72 hours	0
2.3	Percent seen within 72 hours	

3	Scheduled Services	Medical		Nursing		Mental Health		Reentry Services		Dental/Oral Surgery		Specialty Clinic - On Island		Specialty Clinic - Off Island		Substance Use		Total	
	Service Outcomes	N	%	N	%	N	%	N	%	N	%	N	%	N	%	N	%	N	%
	Seen	101	38%	792	79%	456	47%	191	62%	121	52%	69	19%	15	29%	0	0%	1745	55%
	Refused & Verified	57	21%	64	6%	2	0%	21	7%	6	3%	143	40%	13	25%	0	0%	306	10%
	Not Produced	110	41%	143	14%	427	44%	95	31%	107	46%	142	40%	19	37%	1	100%	1044	33%
	Rescheduled by CHS	0	0%	0	0%	78	8%	2	1%	0	0%	0	0%	0	0%	0	0%	80	3%
	Rescheduled by Hospital	N/A	N/A	N/A	N/A	N/A	N/A	N/A	N/A	N/A	N/A	N/A	N/A	5	10%	N/A	N/A	5	0%
	Total Scheduled Services	268	100%	999	100%	963	100%	309	100%	234	100%	354	100%	52	100%	1	100%	3180	100%

4	Outcome Metrics	Medical	Nursing	Mental Health	Reentry Services	Dental/Oral Surgery	Specialty Clinic - On Island	Specialty Clinic - Off Island	Substance Use	Total
4.1	Percent completed	59%	86%	48%	69%	54%	60%	54%	0%	64%

5	Unscheduled Services	N
5.1	Sick Call Completed	460

XII. WF

1	CHS Intakes (New Jail Admissions)	N
1.1	Completed CHS Intakes	0
1.2	Average time to completion once known to CHS (hours)	0.0

2	Referrals made to mental health service	N
2.1	Referrals made to mental health service	0
2.2	Referrals seen within 72 hours	0
2.3	Percent seen within 72 hours	

3	Scheduled Services	Medical		Nursing		Mental Health		Reentry Services		Dental/Oral Surgery		Specialty Clinic - On Island		Specialty Clinic - Off Island		Substance Use		Total	
	Service Outcomes	N	%	N	%	N	%	N	%	N	%	N	%	N	%	N	%	N	%
	Seen	146	57%	1259	61%	149	35%	72	60%	0	0%	20	7%	7	28%	6	100%	1659	52%
	Refused & Verified	26	10%	204	10%	15	4%	0	0%	0	0%	2	1%	5	20%	0	0%	252	8%
	Not Produced	86	33%	596	29%	249	59%	48	40%	28	100%	245	92%	12	48%	0	0%	1264	40%
	Rescheduled by CHS	0	0%	0	0%	10	2%	0	0%	0	0%	0	0%	0	0%	0	0%	10	0%
	Rescheduled by Hospital	N/A	N/A	N/A	N/A	N/A	N/A	N/A	N/A	N/A	N/A	N/A	N/A	1	4%	N/A	N/A	1	0%
	Total Scheduled Services	258	100%	2059	100%	423	100%	120	100%	28	100%	267	100%	25	100%	6	100%	3186	100%

4	Outcome Metrics	Medical	Nursing	Mental Health	Reentry Services	Dental/Oral Surgery	Specialty Clinic - On Island	Specialty Clinic - Off Island	Substance Use	Total
4.1	Percent completed	67%	71%	39%	60%	0%	8%	48%	100%	60%

5	Unscheduled Services	N
5.1	Sick Call Completed	159

CHS Access Report: June 2022

Version: 7/25/2022

I. Table of Contents

Contents

I. Table of Contents	2
II. Data Dictionary	3
III. Summary Data	4
IV. AMKC	5
V. EMTC	6
VI. GRVC	7
VII. NIC	8
VIII. OBCC	9
IX. RMSC	10
X. RNDC	11
XI. VCBC	12
XII. WF	13

II. Data Dictionary

1	CHS Intakes (New Jail Admissions)	Definition
1.1	Completed CHS Intakes	Number of new jail admission intake encounters completed by CHS providers
1.2	Average time to completion once known to CHS (hours)	Number of hours between check-in by DOC and check-out by CHS for completed intake encounters (1.1)
2	Referrals made to mental health service	Definition
2.1	Referrals made to mental health service	All book and cases with an initial referral to mental health in reporting month. Facility-specific reports reference the housing facility at the time of the mental health referral was made.
2.2	Referrals seen within 72 hours	For all book and cases where an initial referral to mental health occurs in reporting month (2.1), total number of book and cases who had a mental health intake or psychiatric assessment where encounter date was <=72 hours from referral date.
2.3	Percent seen within 72 hours	2.2 divided by 2.1
3	Scheduled services by discipline with outcomes	Definition
		-Shows direct, scheduled service encounters, total overall and by discipline, and disaggregates by outcome category recorded (N, %). Excludes encounters scheduled for discharged patients. -Specialty Clinic-On-Island encounters are for the following specialties: Audiology, Cardiology, Dermatology, Dialysis, ENT, Gynecology, Hand Specialist, ID Specialist, Nephrology, Neurology, Optometry, Orthopedic, Podiatry, Post Partum, Pre-Natal, Rehab Physical Therapy, Reproduction, Surgery -Specialty Clinic-Off-Island encounters are for the following specialties: Audiology, Breast, Cardiology, Cardiovascular, Chest, Dermatology, Endocrinology, ENT, Gastroenterology, General Surgery, Gynecology, Hand, Hematology, ID/Virology, Neurosurgery, Oncology, Ophthalmology, Oral Surgery, Orthopedic, Pain Management, Plastic Surgery, Podiatry, Renal, Rheumatology, Trauma, Urology, Vascular
4	Outcome Metrics	Definition
4.1	Percent completed	Sum of scheduled service outcomes "Seen" and "Refused & Verified" divided by "Total Scheduled Services"
5	Unscheduled Services	Definition
5.1	Sick call completed	Number of sick call encounters completed by CHS

III. Summary Data

1	CHS Intakes (New Jail Admissions)	N
1.1	Completed CHS Intakes	1461
1.2	Average time to completion once known to CHS (hours)	3.2

2	Referrals made to mental health service	N
2.1	Referrals made to mental health service	265
2.2	Referrals seen within 72 hours	185
2.3	Percent seen within 72 hours	70%

3	Scheduled Services	Medical		Nursing		Mental Health		Reentry Services		Dental/Oral Surgery		Specialty Clinic - On Island		Specialty Clinic - Off Island		Substance Use		Total	
	Service Outcomes	N	%	N	%	N	%	N	%	N	%	N	%	N	%	N	%	N	%
	Seen	1661	44%	16800	64%	8763	64%	2577	61%	662	37%	884	32%	165	35%	1010	89%	32522	60%
	Refused & Verified	601	16%	2293	9%	182	1%	423	10%	85	5%	344	13%	100	21%	2	0%	4030	7%
	Not Produced	1418	38%	7096	27%	3627	27%	1156	27%	1045	58%	1430	52%	189	40%	122	11%	16083	30%
	Rescheduled by CHS	59	2%	22	0%	1056	8%	52	1%	20	1%	89	3%	4	1%	4	0%	1306	2%
	Rescheduled by Hospital	N/A	N/A	N/A	N/A	N/A	N/A	N/A	N/A	N/A	N/A	N/A	N/A	15	3%	N/A	N/A	15	0%
	Total Scheduled Services	3739	100%	26211	100%	13628	100%	4208	100%	1812	100%	2747	100%	473	100%	1138	100%	53956	100%

4	Outcome Metrics	Medical	Nursing	Mental Health	Reentry Services	Dental/Oral Surgery	Specialty Clinic - On Island	Specialty Clinic - Off Island	Substance Use	Total
4.1	Percent completed	60%	73%	66%	71%	41%	45%	56%	89%	68%

5	Unscheduled Services	N
5.1	Sick Call Completed	6184

IV. AMKC

1	CHS Intakes (New Jail Admissions)	N
1.1	Completed CHS Intakes	25
1.2	Average time to completion once known to CHS (hours)	6.1

2	Referrals made to mental health service	N
2.1	Referrals made to mental health service	1
2.2	Referrals seen within 72 hours	1
2.3	Percent seen within 72 hours	100%

3	Scheduled Services	Medical		Nursing		Mental Health		Reentry Services		Dental/Oral Surgery		Specialty Clinic - On Island		Specialty Clinic - Off Island		Substance Use		Total	
	Service Outcomes	N	%	N	%	N	%	N	%	N	%	N	%	N	%	N	%	N	%
	Seen	245	24%	2564	51%	3730	79%	836	61%	202	33%	181	24%	60	38%	361	89%	8179	58%
	Refused & Verified	187	18%	171	3%	58	1%	188	14%	7	1%	55	7%	27	17%	0	0%	693	5%
	Not Produced	588	58%	2280	45%	632	13%	348	25%	407	66%	490	66%	68	43%	43	11%	4856	34%
	Rescheduled by CHS	0	0%	2	0%	329	7%	3	0%	0	0%	22	3%	1	1%	1	0%	358	3%
	Rescheduled by Hospital	N/A	N/A	N/A	N/A	N/A	N/A	N/A	N/A	N/A	N/A	N/A	N/A	3	2%	N/A	N/A	3	0%
	Total Scheduled Services	1020	100%	5017	100%	4749	100%	1375	100%	616	100%	748	100%	159	100%	405	100%	14089	100%

4	Outcome Metrics	Medical	Nursing	Mental Health	Reentry Services	Dental/Oral Surgery	Specialty Clinic - On Island	Specialty Clinic - Off Island	Substance Use	Total
4.1	Percent completed	42%	55%	80%	74%	34%	32%	55%	89%	63%

5	Unscheduled Services	N
5.1	Sick Call Completed	2053

V. EMTC

1	CHS Intakes (New Jail Admissions)	N
1.1	Completed CHS Intakes	1329
1.2	Average time to completion once known to CHS (hours)	2.9

2	Referrals made to mental health service	N
2.1	Referrals made to mental health service	258
2.2	Referrals seen within 72 hours	178
2.3	Percent seen within 72 hours	69%

3	Scheduled Services	Medical		Nursing		Mental Health		Reentry Services		Dental/Oral Surgery		Specialty Clinic - On Island		Specialty Clinic - Off Island		Substance Use		Total	
	Service Outcomes	N	%	N	%	N	%	N	%	N	%	N	%	N	%	N	%	N	%
	Seen	125	28%	2485	59%	938	63%	501	57%	1	14%	18	20%	4	22%	386	84%	4458	59%
	Refused & Verified	100	23%	299	7%	49	3%	101	12%	0	0%	3	3%	0	0%	0	0%	552	7%
	Not Produced	214	49%	1453	34%	350	23%	269	31%	6	86%	67	76%	13	72%	71	16%	2443	32%
	Rescheduled by CHS	0	0%	2	0%	156	10%	4	0%	0	0%	0	0%	1	6%	0	0%	163	2%
	Rescheduled by Hospital	N/A	N/A	N/A	N/A	N/A	N/A	N/A	N/A	N/A	N/A	N/A	N/A	0	0%	N/A	N/A	0	0%
	Total Scheduled Services	439	100%	4239	100%	1493	100%	875	100%	7	100%	88	100%	18	100%	457	100%	7616	100%

4	Outcome Metrics	Medical	Nursing	Mental Health	Reentry Services	Dental/Oral Surgery	Specialty Clinic - On Island	Specialty Clinic - Off Island	Substance Use	Total
4.1	Percent completed	51%	66%	66%	69%	14%	24%	22%	84%	66%

5	Unscheduled Services	N
5.1	Sick Call Completed	826

VI. GRVC

1	CHS Intakes (New Jail Admissions)	N
1.1	Completed CHS Intakes	0
1.2	Average time to completion once known to CHS (hours)	0.0

2	Referrals made to mental health service	N
2.1	Referrals made to mental health service	0
2.2	Referrals seen within 72 hours	0
2.3	Percent seen within 72 hours	

3	Scheduled Services	Medical		Nursing		Mental Health		Reentry Services		Dental/Oral Surgery		Specialty Clinic - On Island		Specialty Clinic - Off Island		Substance Use		Total	
	Service Outcomes	N	%	N	%	N	%	N	%	N	%	N	%	N	%	N	%	N	%
	Seen	126	41%	1616	51%	1258	72%	212	73%	48	16%	36	15%	15	31%	52	96%	3363	54%
	Refused & Verified	52	17%	262	8%	8	0%	6	2%	8	3%	3	1%	4	8%	1	2%	344	6%
	Not Produced	132	43%	1313	41%	404	23%	71	24%	243	81%	194	80%	29	59%	1	2%	2387	39%
	Rescheduled by CHS	0	0%	0	0%	68	4%	1	0%	0	0%	9	4%	0	0%	0	0%	78	1%
	Rescheduled by Hospital	N/A	N/A	N/A	N/A	N/A	N/A	N/A	N/A	N/A	N/A	N/A	N/A	1	2%	N/A	N/A	1	0%
	Total Scheduled Services	310	100%	3191	100%	1738	100%	290	100%	299	100%	242	100%	49	100%	54	100%	6173	100%

4	Outcome Metrics	Medical	Nursing	Mental Health	Reentry Services	Dental/Oral Surgery	Specialty Clinic - On Island	Specialty Clinic - Off Island	Substance Use	Total
4.1	Percent completed	57%	59%	73%	75%	19%	16%	39%	98%	60%

5	Unscheduled Services	N
5.1	Sick Call Completed	661

VII. NIC

1	CHS Intakes (New Jail Admissions)	N
1.1	Completed CHS Intakes	0
1.2	Average time to completion once known to CHS (hours)	0.0

2	Referrals made to mental health service	N
2.1	Referrals made to mental health service	0
2.2	Referrals seen within 72 hours	0
2.3	Percent seen within 72 hours	

3	Scheduled Services	Medical		Nursing		Mental Health		Reentry Services		Dental/Oral Surgery		Specialty Clinic - On Island		Specialty Clinic - Off Island		Substance Use		Total	
	Service Outcomes	N	%	N	%	N	%	N	%	N	%	N	%	N	%	N	%	N	%
	Seen	188	68%	4497	80%	310	45%	77	70%	33	57%	157	50%	45	43%	36	95%	5343	74%
	Refused & Verified	10	4%	831	15%	6	1%	13	12%	9	16%	45	14%	29	28%	0	0%	943	13%
	Not Produced	71	26%	290	5%	137	20%	17	15%	13	22%	86	27%	25	24%	2	5%	641	9%
	Rescheduled by CHS	9	3%	6	0%	229	34%	3	3%	3	5%	26	8%	2	2%	0	0%	278	4%
	Rescheduled by Hospital	N/A	N/A	N/A	N/A	N/A	N/A	N/A	N/A	N/A	N/A	N/A	N/A	4	4%	N/A	N/A	4	0%
	Total Scheduled Services	278	100%	5624	100%	682	100%	110	100%	58	100%	314	100%	105	100%	38	100%	7209	100%

4	Outcome Metrics	Medical	Nursing	Mental Health	Reentry Services	Dental/Oral Surgery	Specialty Clinic - On Island	Specialty Clinic - Off Island	Substance Use	Total
4.1	Percent completed	71%	95%	46%	82%	72%	64%	70%	95%	87%

5	Unscheduled Services	N
5.1	Sick Call Completed	434

VIII. OBCC

1	CHS Intakes (New Jail Admissions)	N
1.1	Completed CHS Intakes	0
1.2	Average time to completion once known to CHS (hours)	0.0

2	Referrals made to mental health service	N
2.1	Referrals made to mental health service	0
2.2	Referrals seen within 72 hours	0
2.3	Percent seen within 72 hours	

3	Scheduled Services	Medical		Nursing		Mental Health		Reentry Services		Dental/Oral Surgery		Specialty Clinic - On Island		Specialty Clinic - Off Island		Substance Use		Total	
	Service Outcomes	N	%	N	%	N	%	N	%	N	%	N	%	N	%	N	%	N	%
	Seen	28	72%	122	75%	99	49%	26	41%	44	66%	9	18%	4	44%	26	100%	358	58%
	Refused & Verified	5	13%	20	12%	0	0%	3	5%	2	3%	3	6%	0	0%	0	0%	33	5%
	Not Produced	6	15%	21	13%	92	46%	35	55%	21	31%	39	76%	4	44%	0	0%	218	35%
	Rescheduled by CHS	0	0%	0	0%	11	5%	0	0%	0	0%	0	0%	0	0%	0	0%	11	2%
	Rescheduled by Hospital	N/A	N/A	N/A	N/A	N/A	N/A	N/A	N/A	N/A	N/A	N/A	N/A	1	11%	N/A	N/A	1	0%
	Total Scheduled Services	39	100%	163	100%	202	100%	64	100%	67	100%	51	100%	9	100%	26	100%	621	100%

4	Outcome Metrics	Medical	Nursing	Mental Health	Reentry Services	Dental/Oral Surgery	Specialty Clinic - On Island	Specialty Clinic - Off Island	Substance Use	Total
4.1	Percent completed	85%	87%	49%	45%	69%	24%	44%	100%	63%

5	Unscheduled Services	N
5.1	Sick Call Completed	61

IX. RMSC

1	CHS Intakes (New Jail Admissions)	N
1.1	Completed CHS Intakes	107
1.2	Average time to completion once known to CHS (hours)	6.0

2	Referrals made to mental health service	N
2.1	Referrals made to mental health service	6
2.2	Referrals seen within 72 hours	6
2.3	Percent seen within 72 hours	100%

3	Scheduled Services	Medical		Nursing		Mental Health		Reentry Services		Dental/Oral Surgery		Specialty Clinic - On Island		Specialty Clinic - Off Island		Substance Use		Total	
	Service Outcomes	N	%	N	%	N	%	N	%	N	%	N	%	N	%	N	%	N	%
	Seen	502	69%	2429	76%	1061	81%	443	80%	113	57%	313	56%	1	14%	94	92%	4956	75%
	Refused & Verified	67	9%	271	9%	31	2%	52	9%	14	7%	64	12%	6	86%	0	0%	505	8%
	Not Produced	114	16%	475	15%	206	16%	54	10%	70	35%	152	27%	0	0%	5	5%	1076	16%
	Rescheduled by CHS	48	7%	11	0%	17	1%	2	0%	2	1%	27	5%	0	0%	3	3%	110	2%
	Rescheduled by Hospital	N/A	N/A	N/A	N/A	N/A	N/A	N/A	N/A	N/A	N/A	N/A	N/A	0	0%	N/A	N/A	0	0%
	Total Scheduled Services	731	100%	3186	100%	1315	100%	551	100%	199	100%	556	100%	7	100%	102	100%	6647	100%

4	Outcome Metrics	Medical	Nursing	Mental Health	Reentry Services	Dental/Oral Surgery	Specialty Clinic - On Island	Specialty Clinic - Off Island	Substance Use	Total
4.1	Percent completed	78%	85%	83%	90%	64%	68%	100%	92%	82%

5	Unscheduled Services	N
5.1	Sick Call Completed	879

X. RNDC

1	CHS Intakes (New Jail Admissions)	N
1.1	Completed CHS Intakes	0
1.2	Average time to completion once known to CHS (hours)	0.0

2	Referrals made to mental health service	N
2.1	Referrals made to mental health service	0
2.2	Referrals seen within 72 hours	0
2.3	Percent seen within 72 hours	

3	Scheduled Services	Medical		Nursing		Mental Health		Reentry Services		Dental/Oral Surgery		Specialty Clinic - On Island		Specialty Clinic - Off Island		Substance Use		Total	
	Service Outcomes	N	%	N	%	N	%	N	%	N	%	N	%	N	%	N	%	N	%
	Seen	228	49%	874	56%	753	35%	254	43%	118	37%	74	33%	17	30%	46	100%	2364	44%
	Refused & Verified	140	30%	82	5%	18	1%	39	7%	19	6%	47	21%	14	25%	0	0%	359	7%
	Not Produced	96	21%	601	39%	1154	54%	262	44%	177	56%	98	44%	23	41%	0	0%	2411	45%
	Rescheduled by CHS	0	0%	0	0%	203	10%	36	6%	1	0%	2	1%	0	0%	0	0%	242	4%
	Rescheduled by Hospital	N/A	N/A	N/A	N/A	N/A	N/A	N/A	N/A	N/A	N/A	N/A	N/A	2	4%	N/A	N/A	2	0%
	Total Scheduled Services	464	100%	1557	100%	2128	100%	591	100%	315	100%	221	100%	56	100%	46	100%	5378	100%

4	Outcome Metrics	Medical	Nursing	Mental Health	Reentry Services	Dental/Oral Surgery	Specialty Clinic - On Island	Specialty Clinic - Off Island	Substance Use	Total
4.1	Percent completed	79%	61%	36%	50%	43%	55%	55%	100%	51%

5	Unscheduled Services	N
5.1	Sick Call Completed	592

XI. VCBC

1	CHS Intakes (New Jail Admissions)	N
1.1	Completed CHS Intakes	0
1.2	Average time to completion once known to CHS (hours)	0.0

2	Referrals made to mental health service	N
2.1	Referrals made to mental health service	0
2.2	Referrals seen within 72 hours	0
2.3	Percent seen within 72 hours	

3	Scheduled Services	Medical		Nursing		Mental Health		Reentry Services		Dental/Oral Surgery		Specialty Clinic - On Island		Specialty Clinic - Off Island		Substance Use		Total	
	Service Outcomes	N	%	N	%	N	%	N	%	N	%	N	%	N	%	N	%	N	%
	Seen	76	36%	895	76%	460	51%	154	59%	99	42%	71	24%	13	28%	2	67%	1770	56%
	Refused & Verified	23	11%	60	5%	0	0%	20	8%	26	11%	120	41%	13	28%	1	33%	263	8%
	Not Produced	109	52%	226	19%	410	45%	83	32%	98	42%	104	35%	17	37%	0	0%	1047	33%
	Rescheduled by CHS	2	1%	1	0%	37	4%	3	1%	12	5%	0	0%	0	0%	0	0%	55	2%
	Rescheduled by Hospital	N/A	N/A	N/A	N/A	N/A	N/A	N/A	N/A	N/A	N/A	N/A	N/A	3	7%	N/A	N/A	3	0%
	Total Scheduled Services	210	100%	1182	100%	907	100%	260	100%	235	100%	295	100%	46	100%	3	100%	3138	100%

4	Outcome Metrics	Medical	Nursing	Mental Health	Reentry Services	Dental/Oral Surgery	Specialty Clinic - On Island	Specialty Clinic - Off Island	Substance Use	Total
4.1	Percent completed	47%	81%	51%	67%	53%	65%	57%	100%	65%

5	Unscheduled Services	N
5.1	Sick Call Completed	562

XII. WF

1	CHS Intakes (New Jail Admissions)	N
1.1	Completed CHS Intakes	0
1.2	Average time to completion once known to CHS (hours)	0.0

2	Referrals made to mental health service	N
2.1	Referrals made to mental health service	0
2.2	Referrals seen within 72 hours	0
2.3	Percent seen within 72 hours	

3	Scheduled Services	Medical		Nursing		Mental Health		Reentry Services		Dental/Oral Surgery		Specialty Clinic - On Island		Specialty Clinic - Off Island		Substance Use		Total	
	Service Outcomes	N	%	N	%	N	%	N	%	N	%	N	%	N	%	N	%	N	%
	Seen	143	58%	1318	64%	154	37%	74	80%	4	25%	25	11%	6	25%	7	100%	1731	56%
	Refused & Verified	17	7%	297	14%	12	3%	1	1%	0	0%	4	2%	7	29%	0	0%	338	11%
	Not Produced	88	35%	437	21%	242	58%	17	18%	10	63%	200	86%	10	42%	0	0%	1004	33%
	Rescheduled by CHS	0	0%	0	0%	6	1%	0	0%	2	13%	3	1%	0	0%	0	0%	11	0%
	Rescheduled by Hospital	N/A	N/A	N/A	N/A	N/A	N/A	N/A	N/A	N/A	N/A	N/A	N/A	1	4%	N/A	N/A	1	0%
	Total Scheduled Services	248	100%	2052	100%	414	100%	92	100%	16	100%	232	100%	24	100%	7	100%	3085	100%

4	Outcome Metrics	Medical	Nursing	Mental Health	Reentry Services	Dental/Oral Surgery	Specialty Clinic - On Island	Specialty Clinic - Off Island	Substance Use	Total
4.1	Percent completed	65%	79%	40%	82%	25%	13%	54%	100%	67%

5	Unscheduled Services	N
5.1	Sick Call Completed	116

CHS Access Trend: April 2022 to June 2022

Version: 7/19/2022



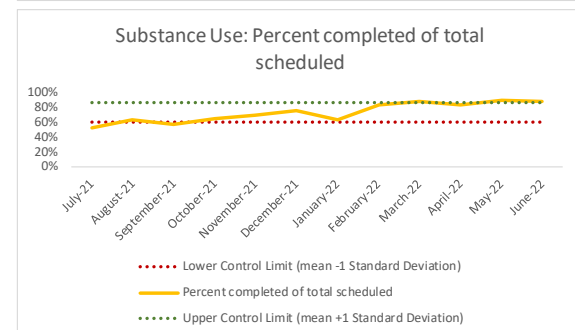
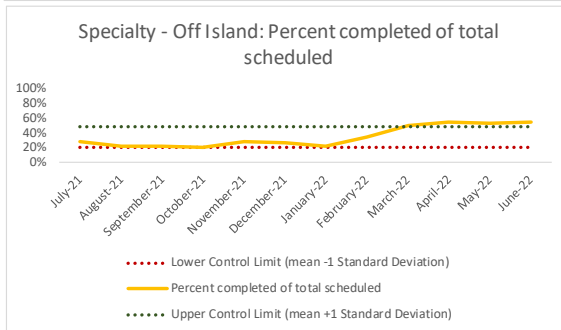
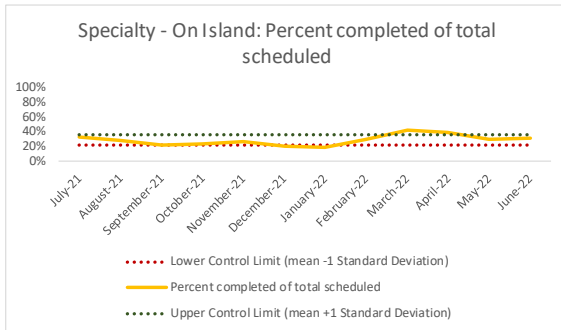
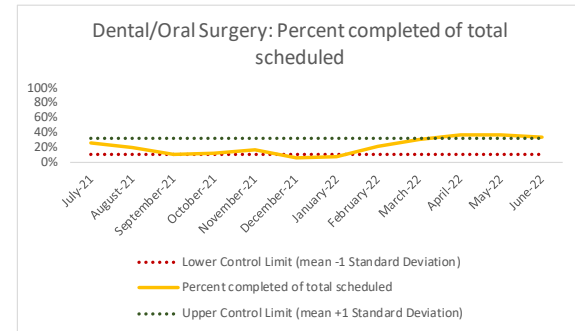

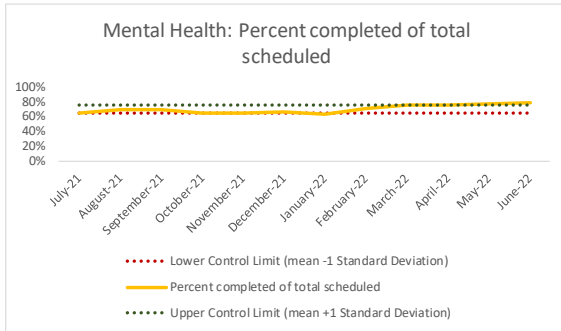
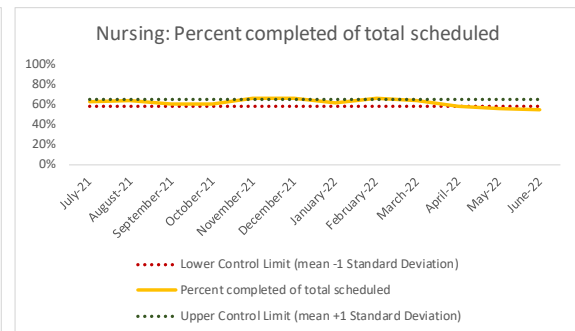
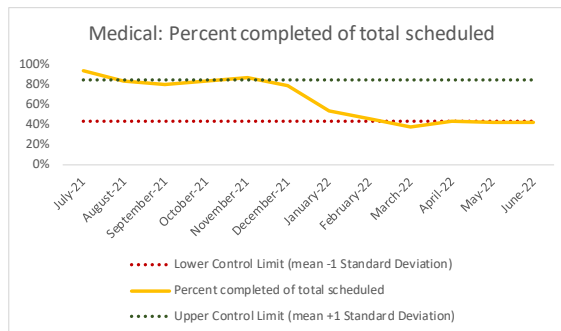
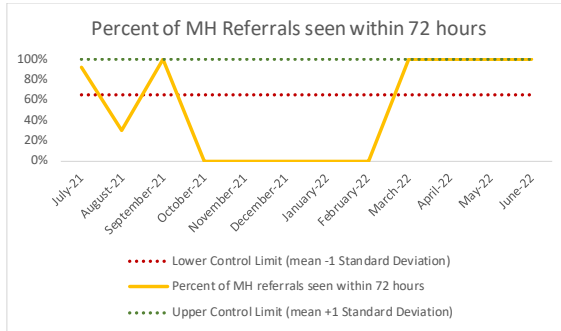
Correctional Health Services

I. Table of Contents

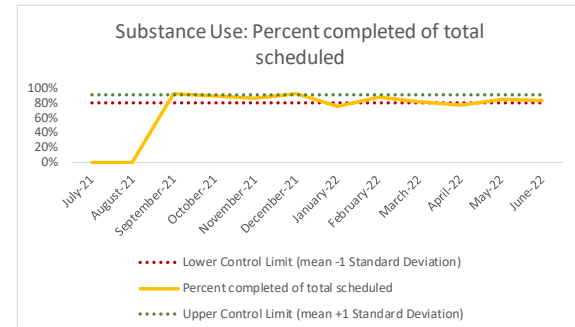
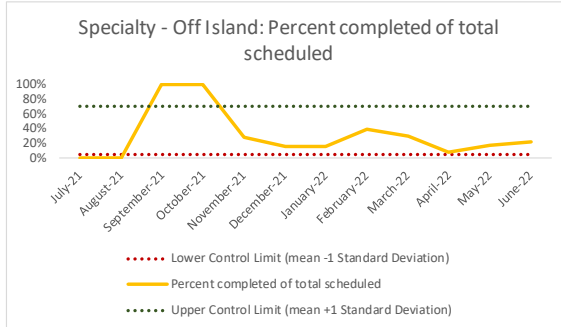
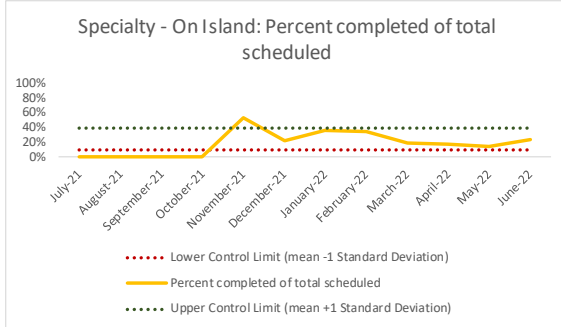
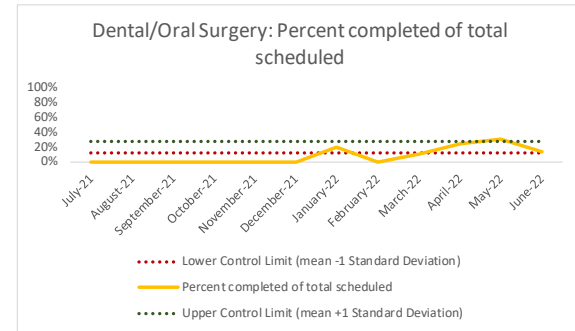
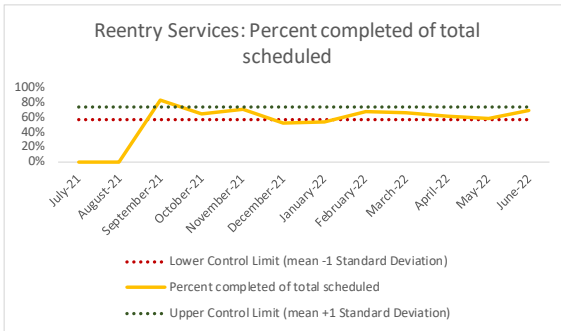
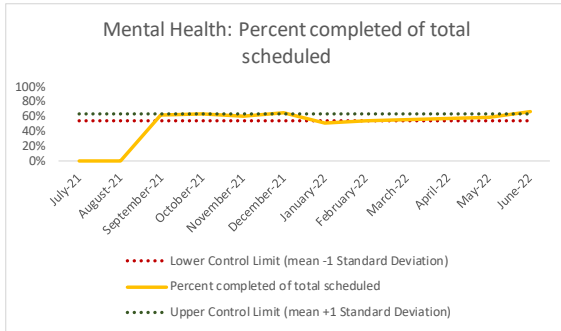
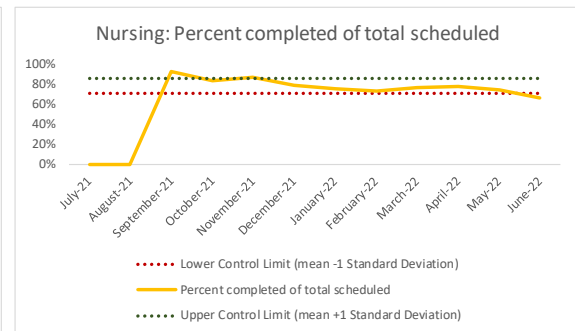
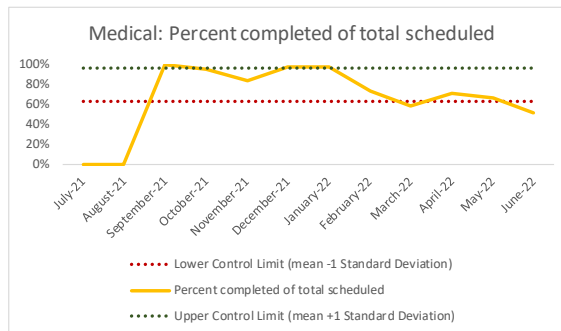
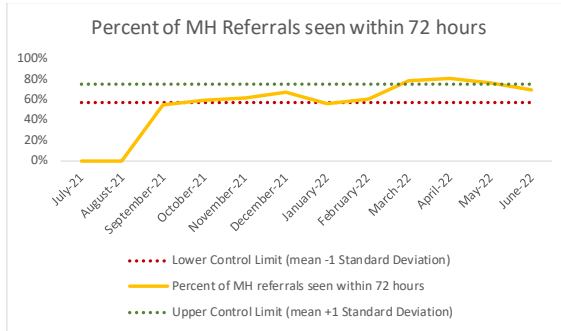
Contents

I. Table of Contents.....	2
II. AMKC.....	3
III. EMTC.....	4
IV. GRVC.....	5
VI. NIC.....	6
VII. OBCC.....	7
VIII. RMSC.....	8
IX. RNDC.....	9
X. VCBC.....	10
XI. WF.....	11

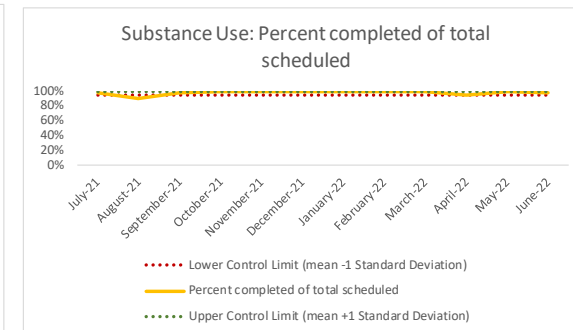
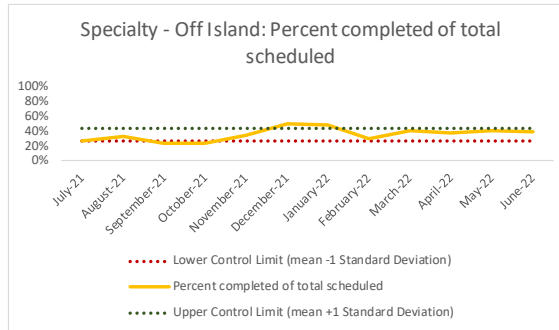
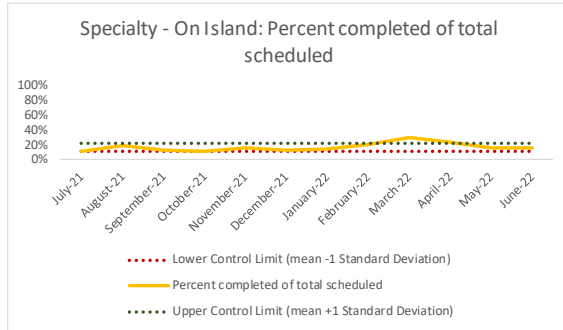
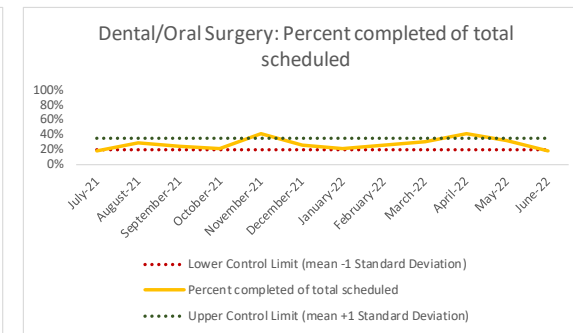
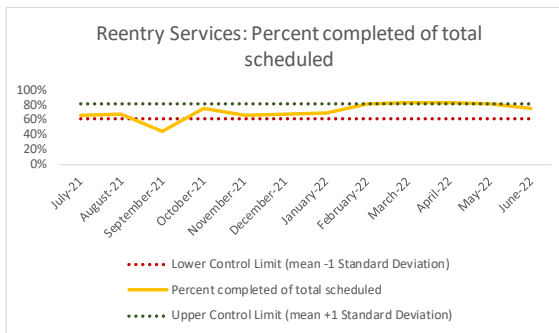
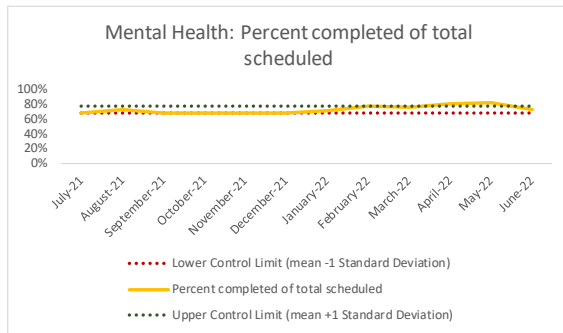
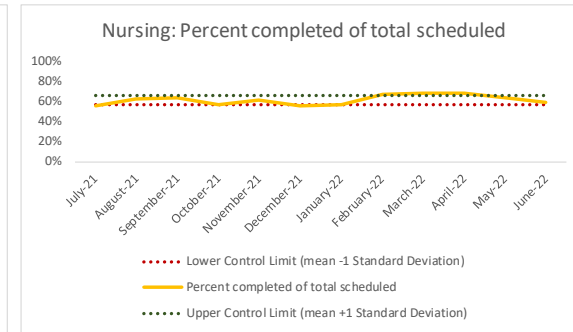
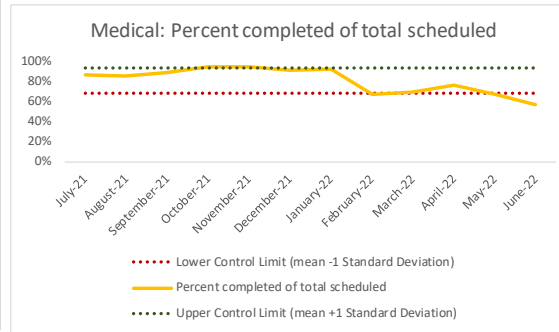
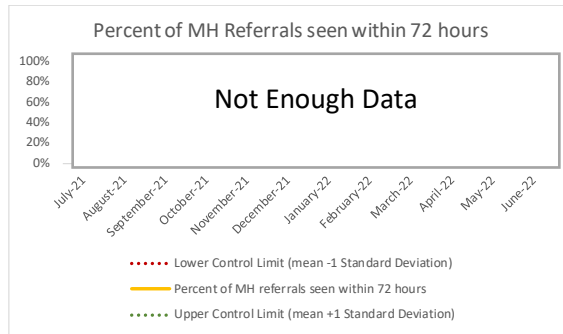
II. AMKC



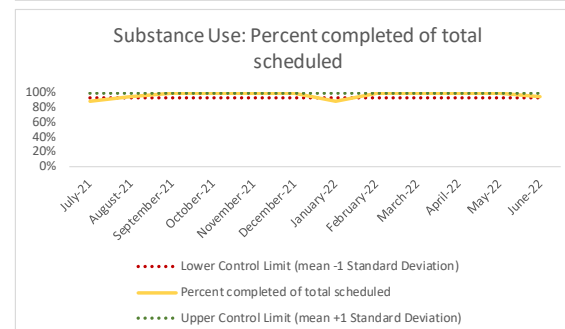
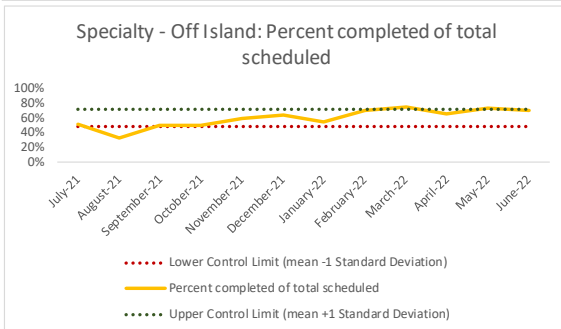
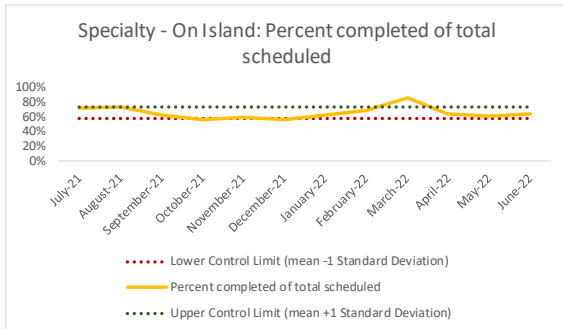
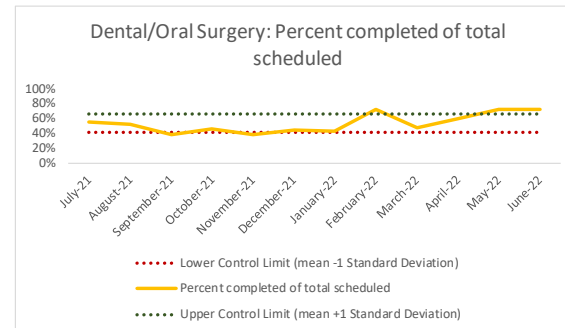
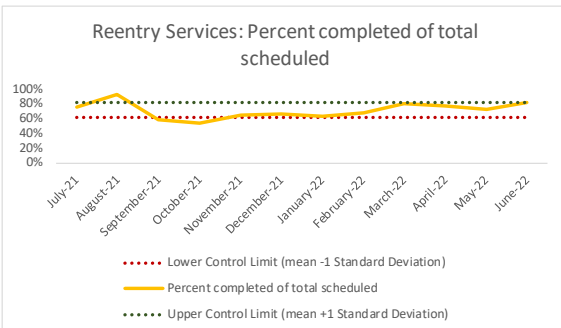
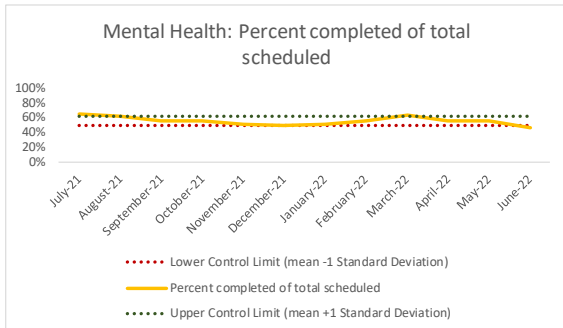
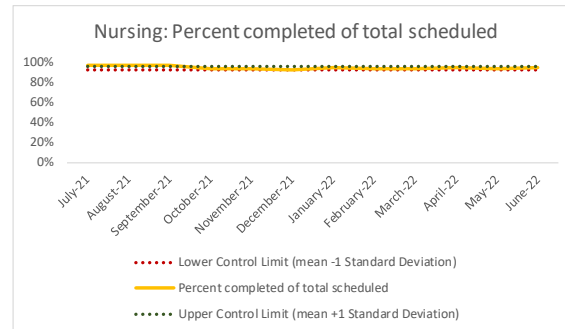
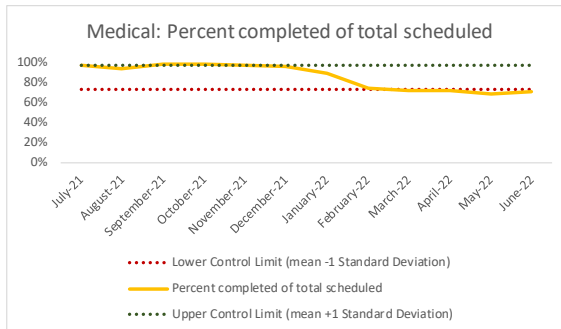
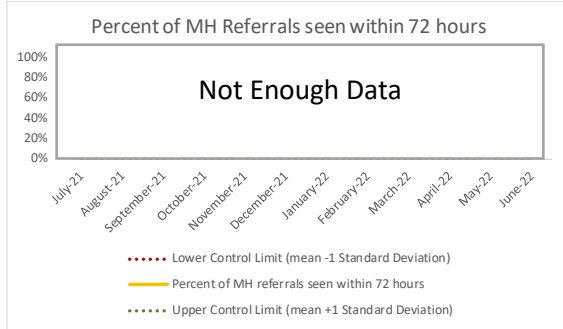
III. EMTC



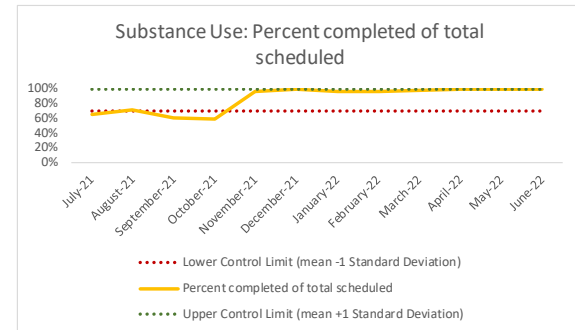
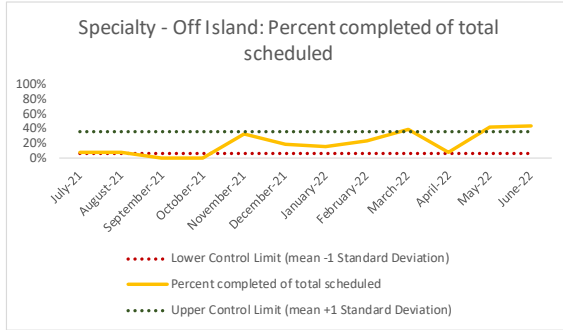
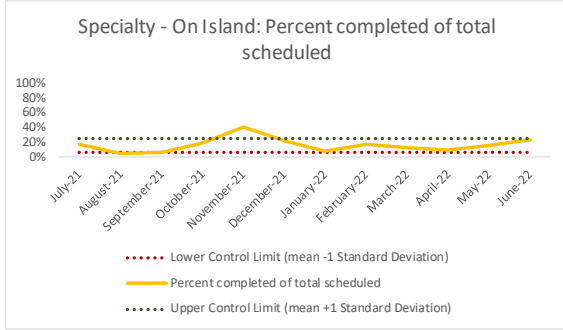
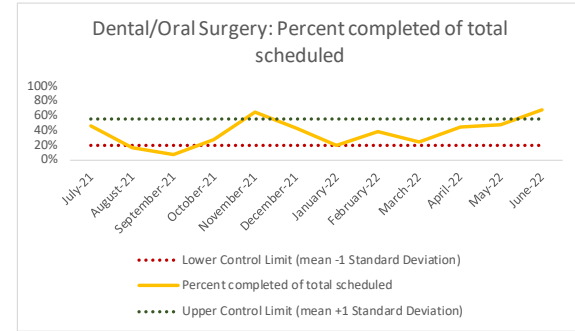
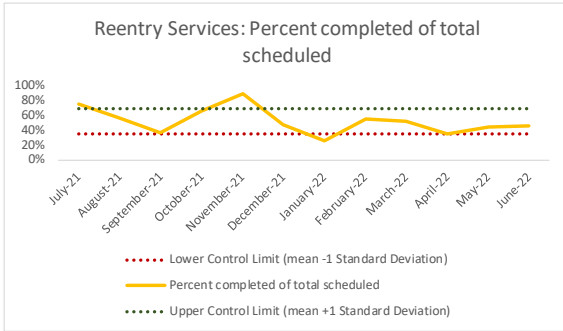
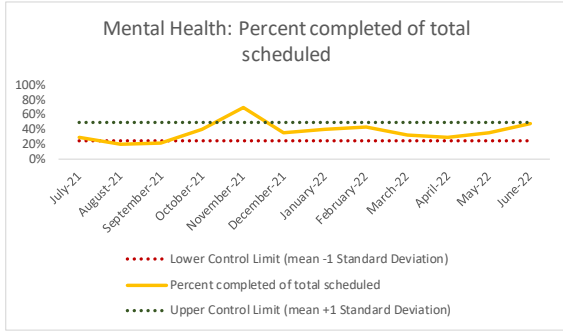
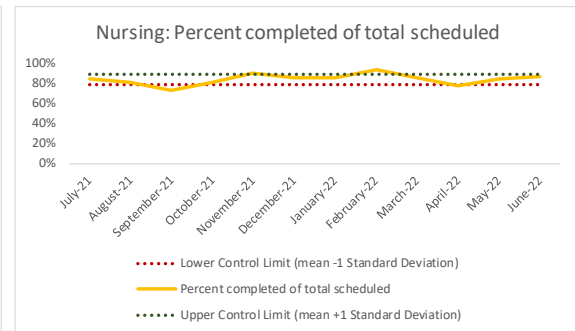
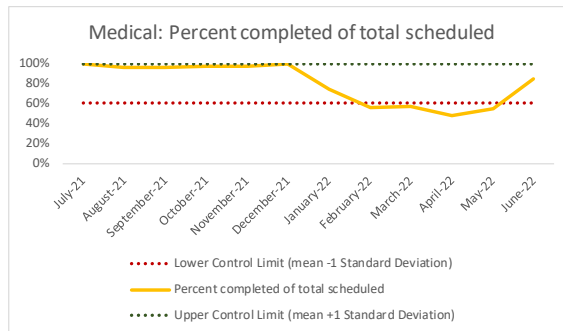
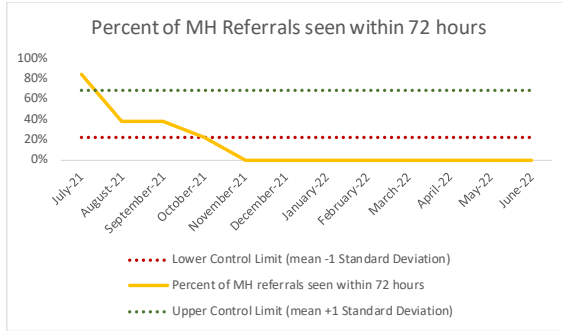
IV. GRVC



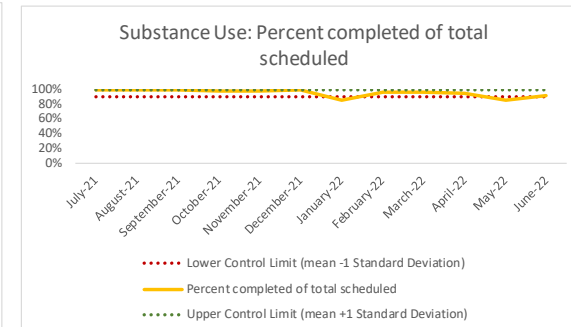
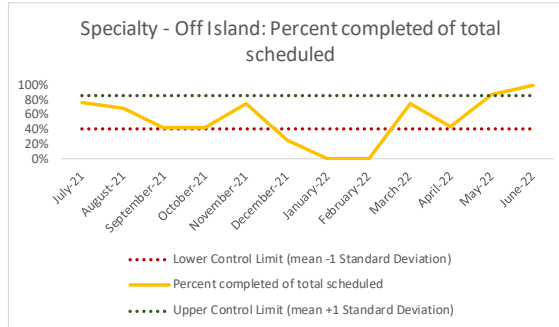
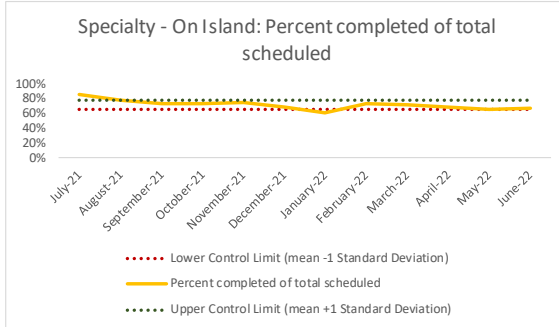
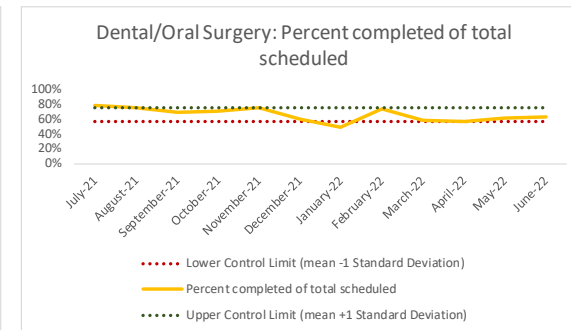
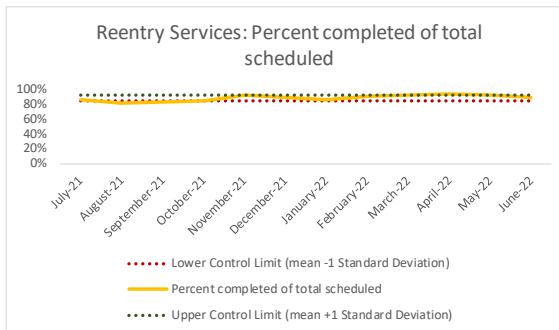
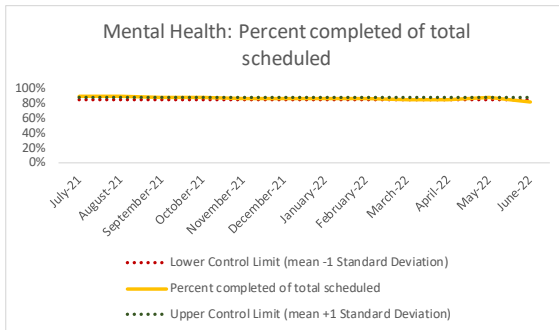
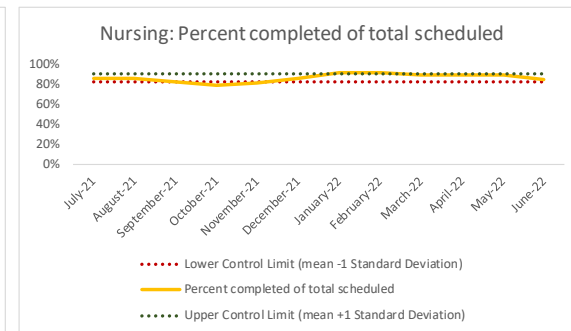
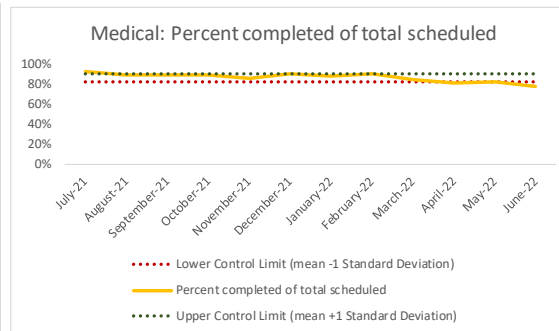
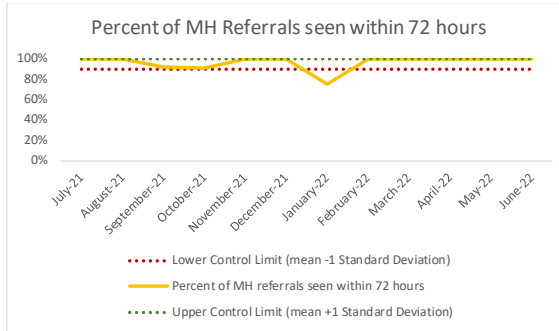
V. NIC



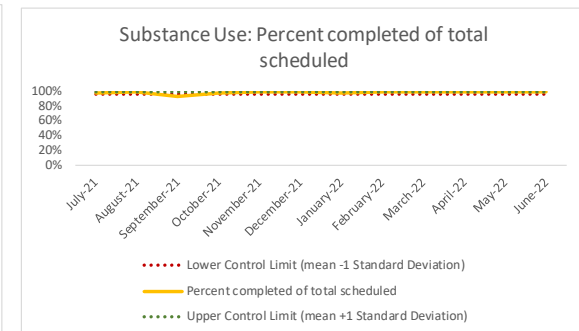
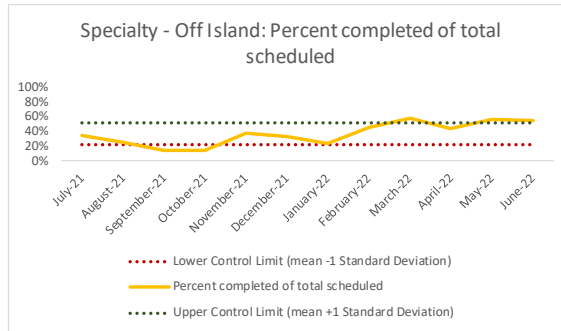
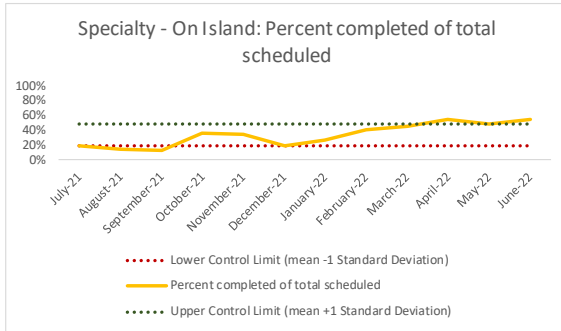
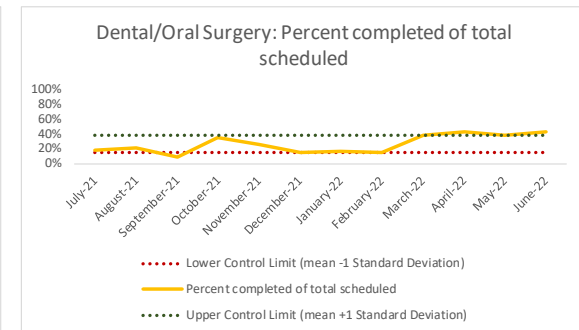
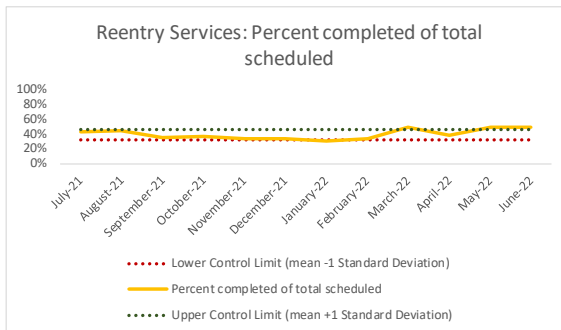
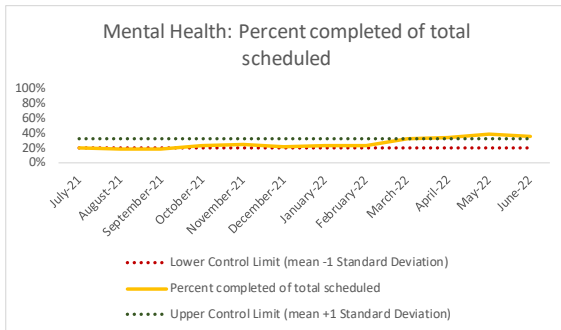
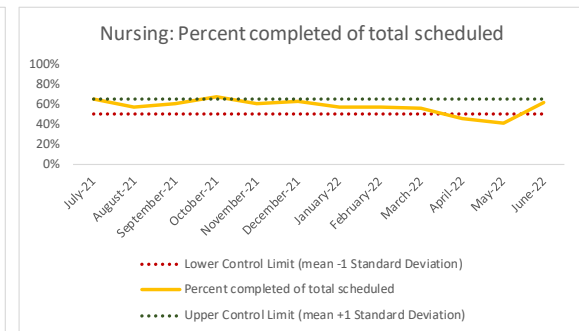
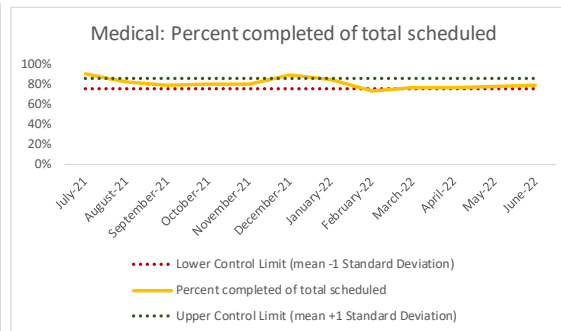
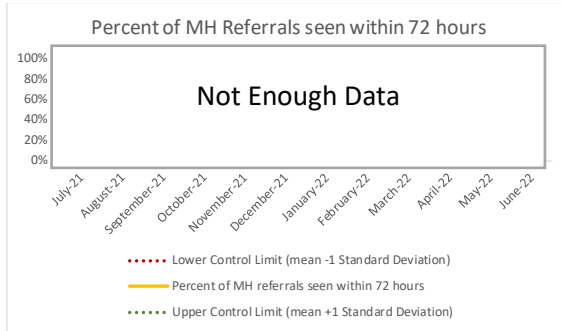
VI. OBCC



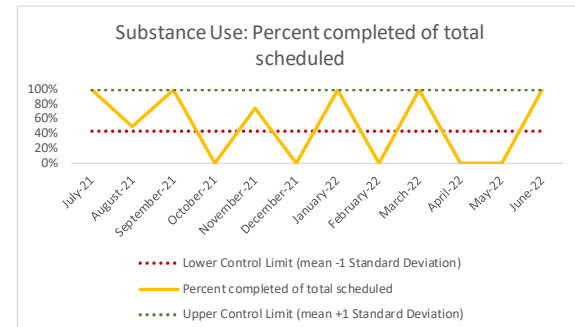
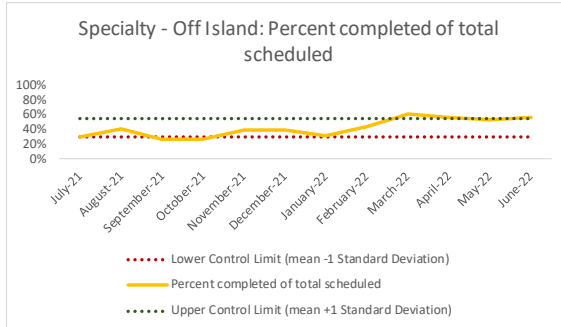
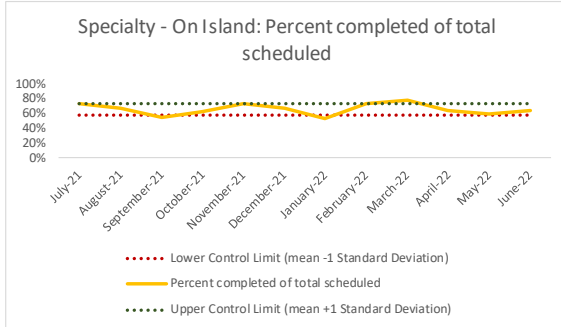
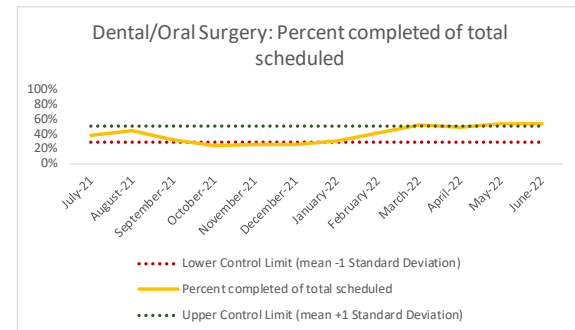
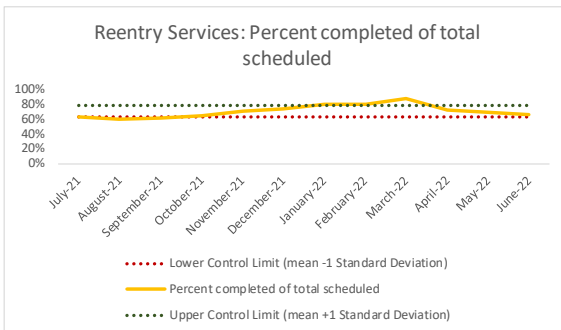
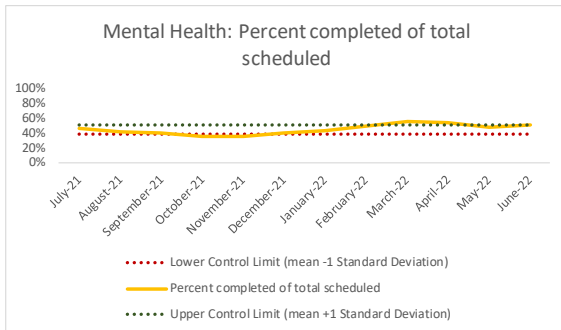
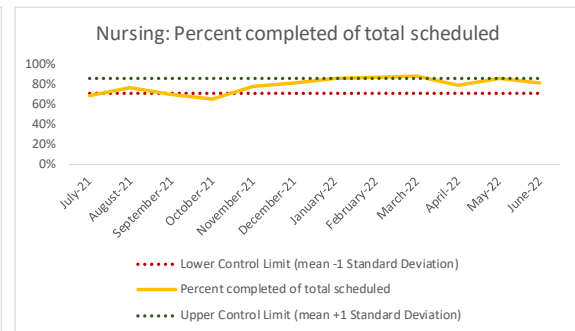
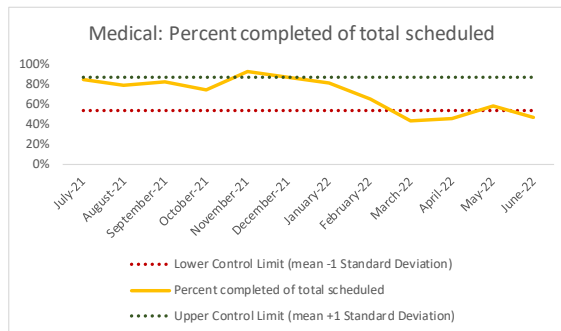
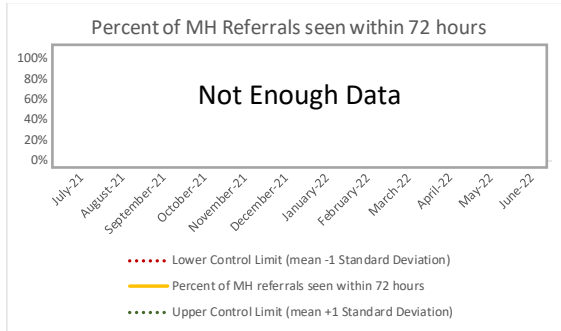
VII. RMSC



VIII. RNDC



IX. VCBC



X. WF

