


# Byenvini nan Mesaj MyChart nan NYC Health + Hospitals!

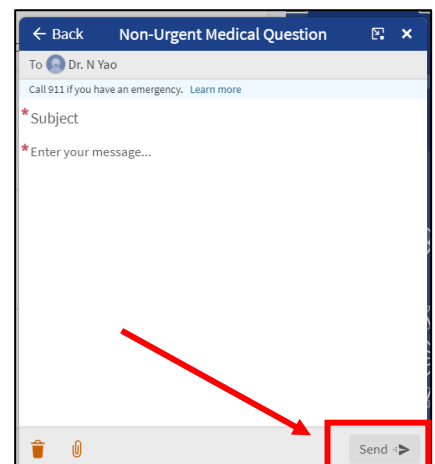
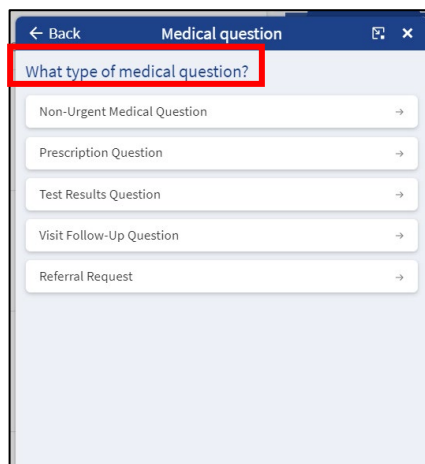
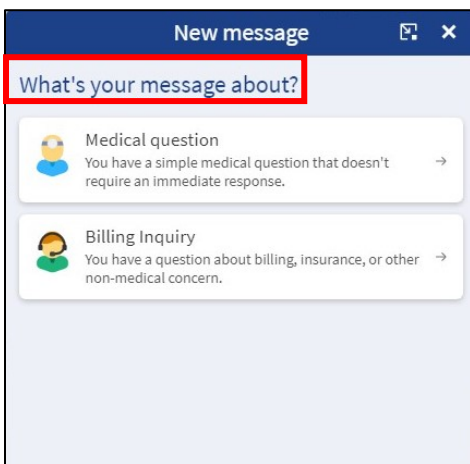
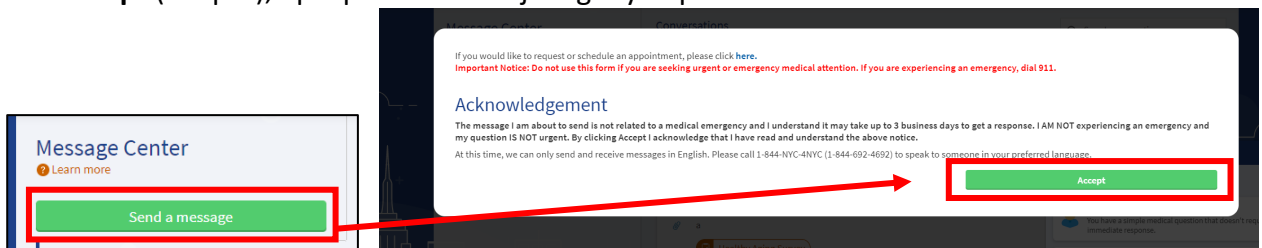
Suiv etap ki anba yo pou w voye yon mesaj bay biwo doktè w la nan NYC Health + Hospitals.

Atravè **ÒDINATÈ**

1. Konekte nan paj prensipal MyChart la nan <https://epicmychart.nychhc.org/>
2. Klike sou **Messages** (mesaj) nan meni anlè a. L ap voye w nan **Message Center** (Sant Mesaj) nan MyChart.



3. Klike sou **Send a Message** (Voye yon Mesaj), **Li epi Rekonèt** avi responsabilite MyChart nou an epi klike sou **Accept** (Asepte), epi apre **Ekri** mesaj ou genyen pou nou a.

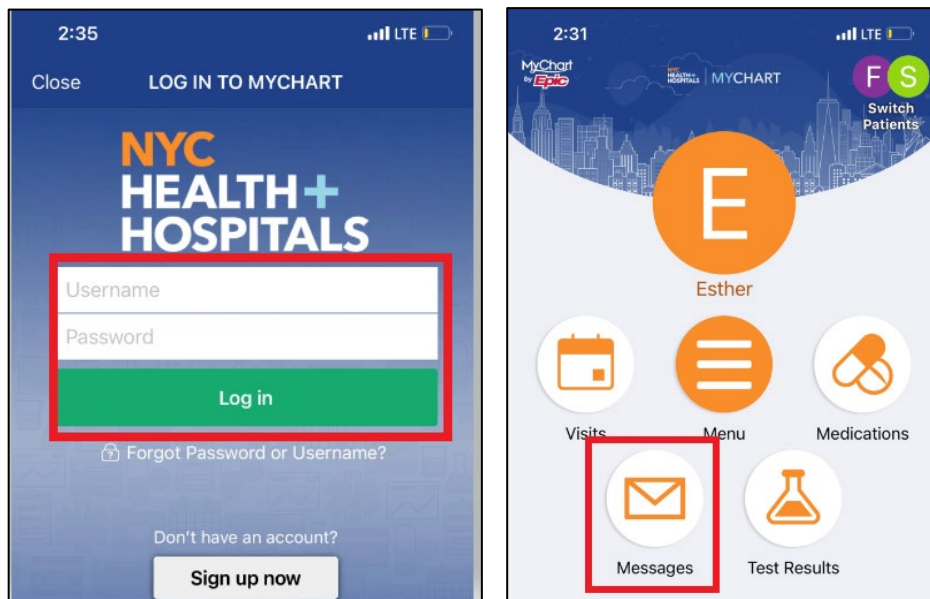


## Byenvini nan Mesaj MyChart nan NYC Health + Hospitals!

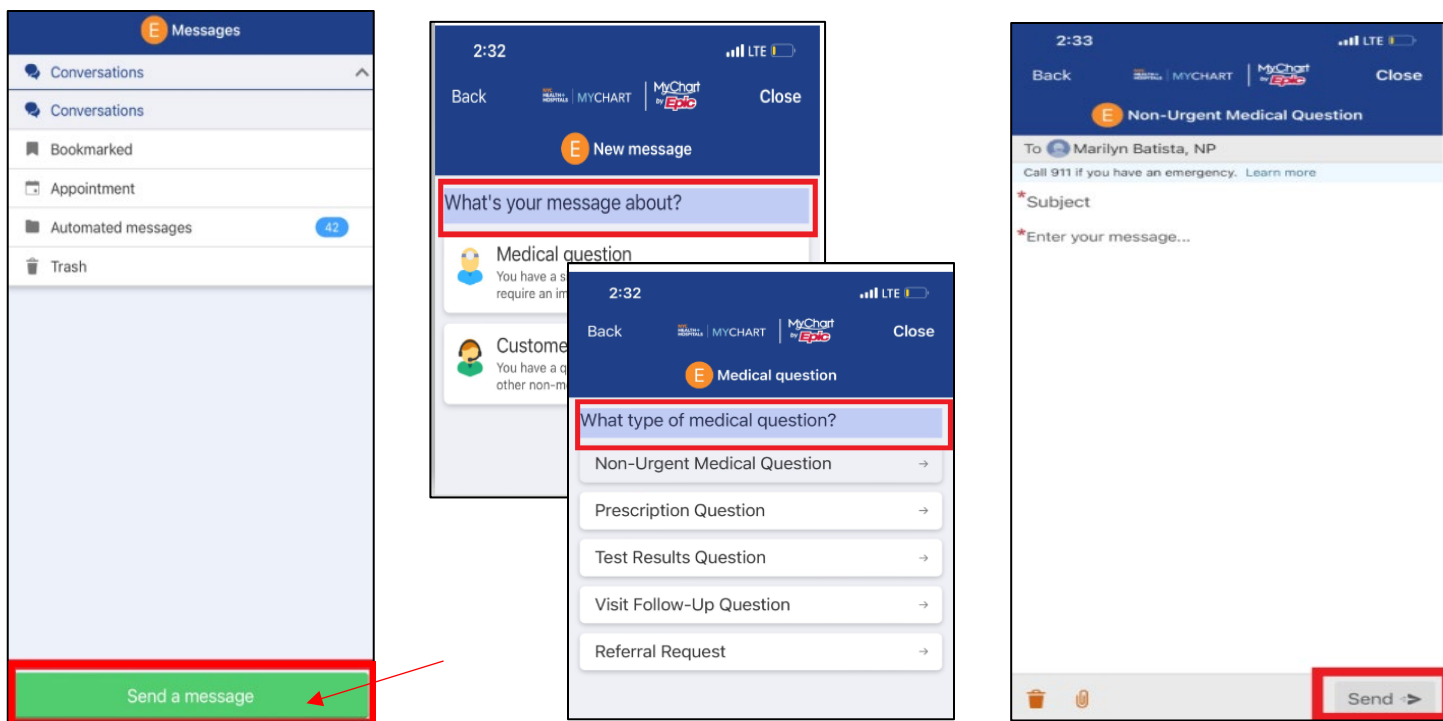
Suiv etap ki anba yo pou w voye yon mesaj bay biwo doktè w la nan NYC Health + Hospitals.

Atravè **TELEFÒN ENTÈLIJAN** oswa **APARÈY MOBIL**:

1. Louvri aplikasyon **MyChart** la nan telefòn ou. Konekte atravè **Username** (Non itilizatè) ak **Password** (Modpas) ou.
2. Nan paj prensipal la, klike sou ikòn **Messages** (mesaj) la.


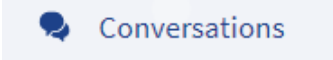
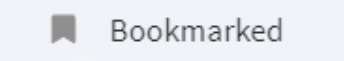
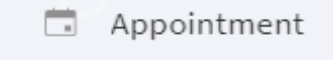
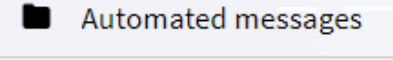
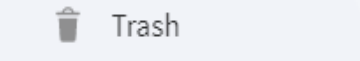


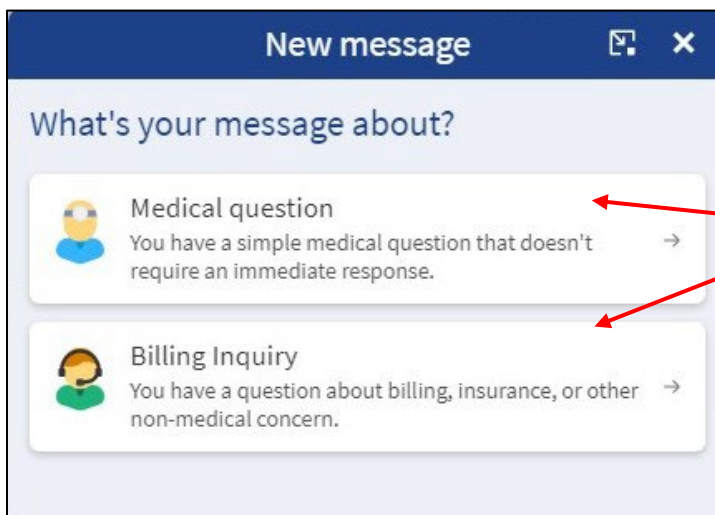
3. Klike sou **Send a Message** (Voye yon Mesaj), epi **Ekri** mesaj ou genyen pou nou a!



# Byenvini nan Mesaj MyChart nan NYC Health + Hospitals!

## Gid 'Sant Mesaj' MyChart la

	<p>Klike sou <b>"Send a message"</b> (voye yon mesaj) pou w voye yon mesaj bay ekip klinik ou an.</p>
	<p><b>Conversation</b> (Konvèzasyon): Wè konvèzasyon w genyen ant oumenm ak ekip swen w lan.</p>
	<p><b>Bookmarked</b> (Mak paj): Pou w make yon mesaj enpòtan, klike sou mesaj la epi klike sou lyen "Bookmark" (mak paj) la anlè a.</p>
	<p><b>Appointment</b> (Randevou) Klike la pou w wè mesaj randevou, plànifikasyon ak ànilasyon yo.</p>
	<p><b>Automated Messages</b> (Mesaj otomatik): Klike la pou w wè rapèl yo ak mizajou yo.</p>
	<p><b>Trash</b> (Poubèl): Klike la pou mesaj ansyen yo. Pou w retire nenpòt mesaj nan Poubèl la, klike sou li epi klike lyen an pou w <b>"Restore"</b> (restore) lyen an.</p>



**RAPÈL!** Lè w ap ekri nou yon mesaj:

**"Medical Question"** (kesyon medikal yo) mesaj sa yo pral jwenn ekip swen klinik ou an. (*kesyon medikal yo*)

**"Billing Inquiry"** (Demann ki konsène Fakti) mesaj sa yo pral jwenn ekip fakti a. (*kesyon ki pa medikal*)

**Mete yon pyès jwent nan Mesaj MyChart ou a.**

Pou w mete yon fichye oswa yon imaj nan mesaj MyChart ou a, klike sou bouton **Klips** la epi chwazi imaj la sou àdinatè w.

