

Correctional Health Services (CHS) COVID-19 Data Snapshot

Data as of: 1/13/2022

Patients

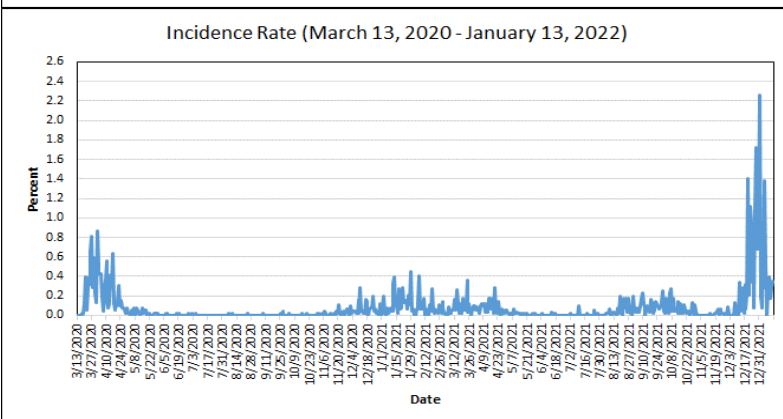
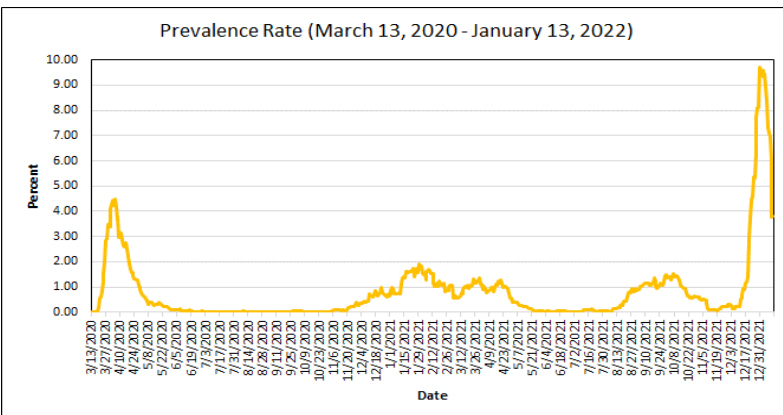
Total number of tests completed among patients ever in custody since March 13, 2020 (cumulative):	53086
Total number of positive tests completed among patients ever in custody since March 13, 2020 (cumulative; subset of number above):	2803
Total number of current patients ever confirmed positive while in custody:	1250
Total number of current patients ever confirmed positive while in custody with active infection:	206
Incidence rate (current patients newly confirmed positive while in custody / census):	0.35%
Prevalence rate (current patients ever confirmed positive while in custody with active infection / census):	3.81%
Test positivity (total positive / positive + negative tests), 7-day average:	13.25%

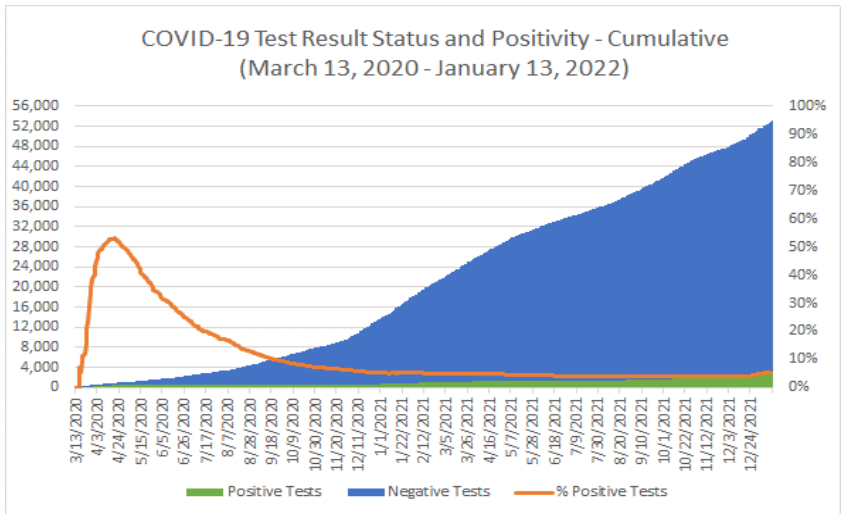
Cumulative CHS-administered COVID-19 vaccinations (from 1/7/2021)

Total number of patients ever in custody who received a vaccination dose:	4595
---	-------------

Vaccination Status (CHS- or externally-administered)

Percent of patients currently in custody who have received first vaccination dose:	45.5%
Percent of patients currently in custody who have completed vaccination:	39.0%
Percent of patients currently in custody who have received a booster, <u>among those eligible</u> :	35.7%





Note: 'Completed' indicates positive or negative test result.

Staff

Total number of CHS staff newly testing positive by self-report:

5