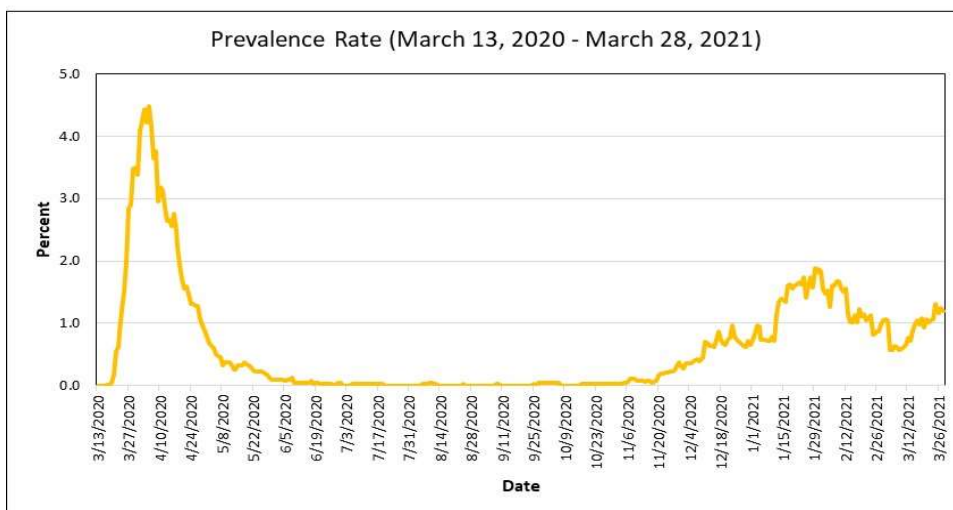
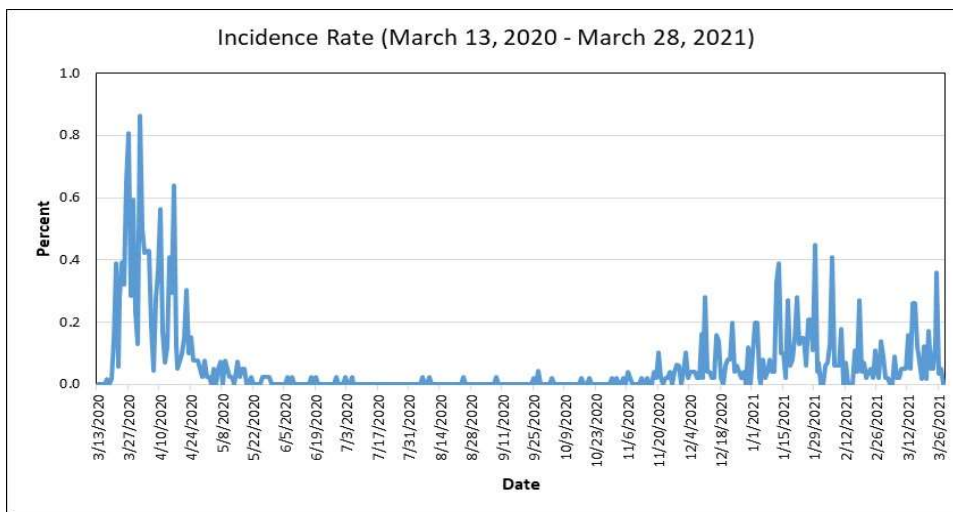
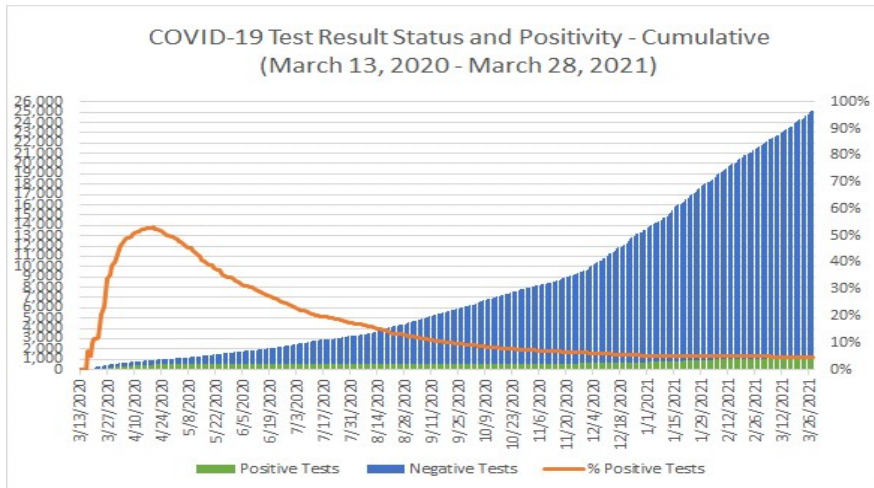


## Correctional Health Services (CHS) COVID-19 Data Snapshot

Data as of: 3/28/2021

Total number of tests completed among patients ever in custody since March 13, 2020 (cumulative):	25,105
Total number of positive tests completed among patients ever in custody since March 13, 2020 (cumulative; subset of number above):	1207
Total number of current patients ever confirmed positive while in custody:	618
Total number of current patients ever confirmed positive while in custody with active infection:	69
Incidence rate (current patients newly confirmed positive while in custody / census):	0.00%
Prevalence rate (current patients ever confirmed positive while in custody with active infection / census):	1.19%
Test positivity (total positive / positive + negative tests), 7-day average:	4.79%





Note: 'Completed' indicates positive or negative test result. Individuals may have multiple negative test results, but only one positive test result reported

