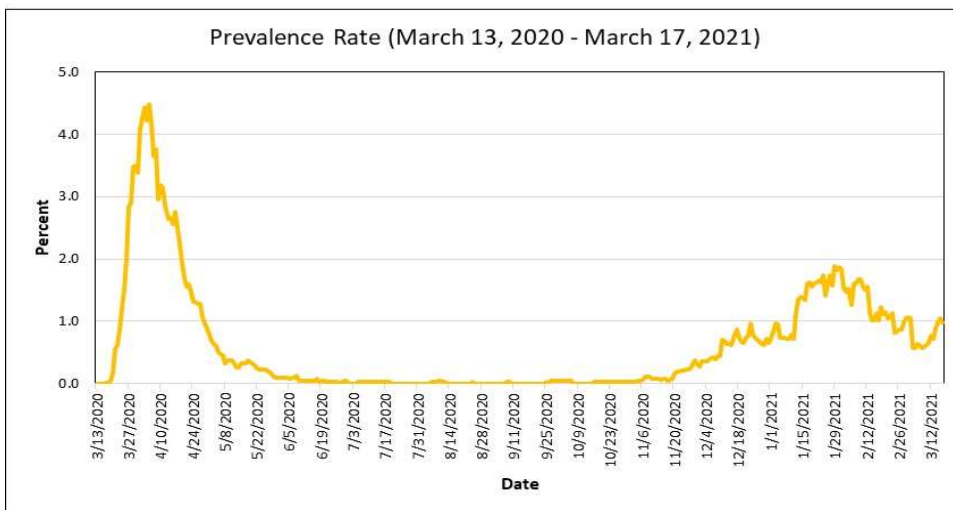
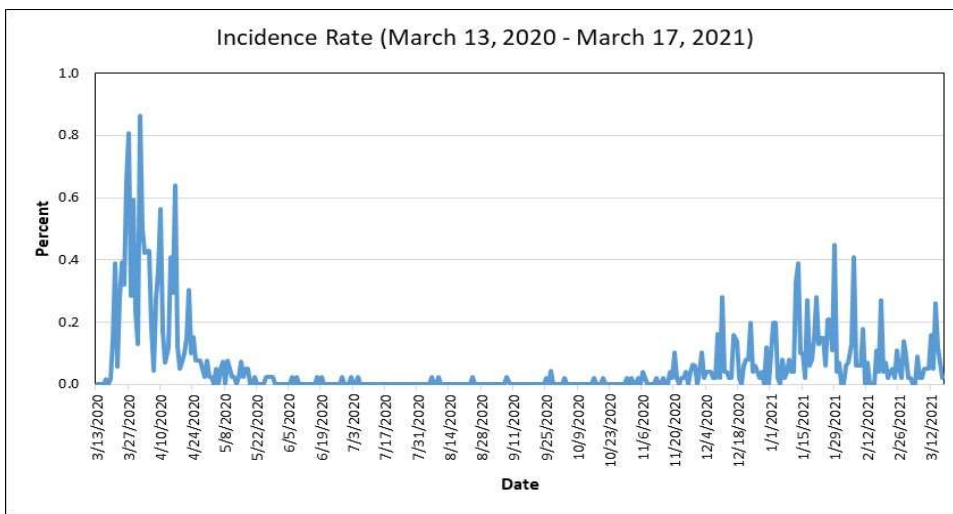
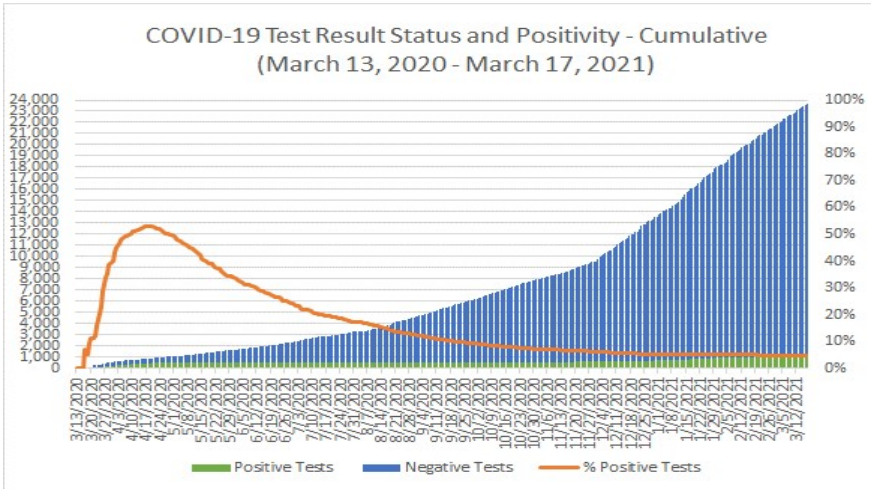


Correctional Health Services (CHS) COVID-19 Data Snapshot

Data as of: 3/17/2021

Total number of tests completed among patients ever in custody since March 13, 2020 (cumulative):	23,617
Total number of positive tests completed among patients ever in custody since March 13, 2020 (cumulative; subset of number above):	1139
Total number of current patients ever confirmed positive while in custody:	575
Total number of current patients ever confirmed positive while in custody with active infection:	57
Incidence rate (current patients newly confirmed positive while in custody / census):	0.02%
Prevalence rate (current patients ever confirmed positive while in custody with active infection / census):	0.99%
Test positivity (total positive / positive + negative tests), 7-day average:	5.06%





Note: 'Completed' indicates positive or negative test result. Individuals may have multiple negative test results, but only one positive test result reported

