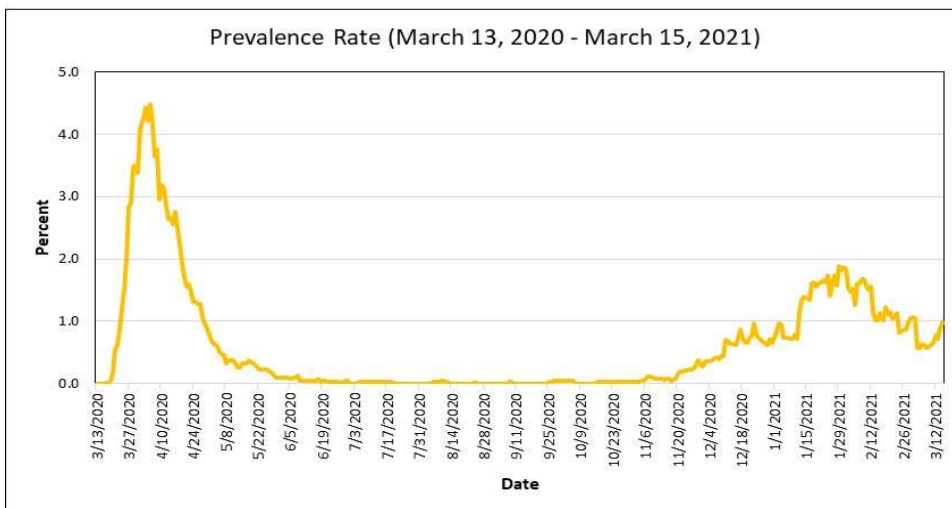
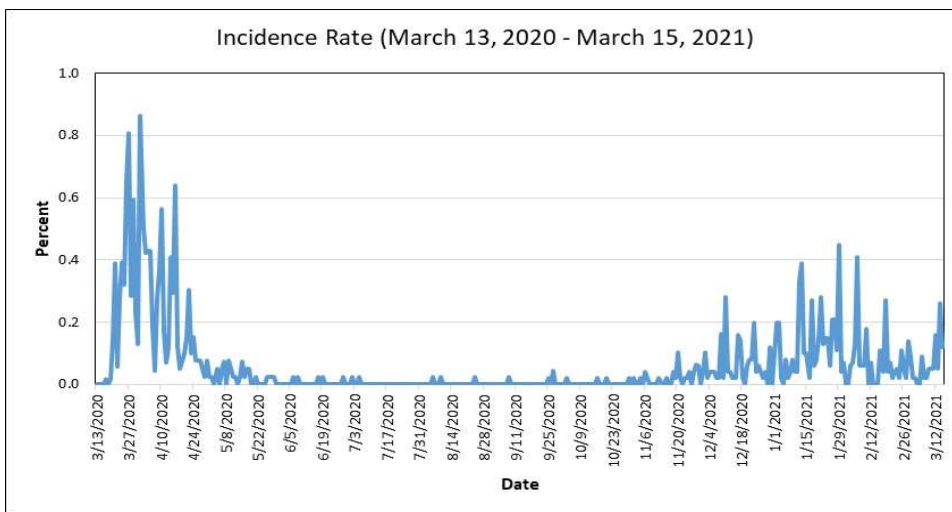
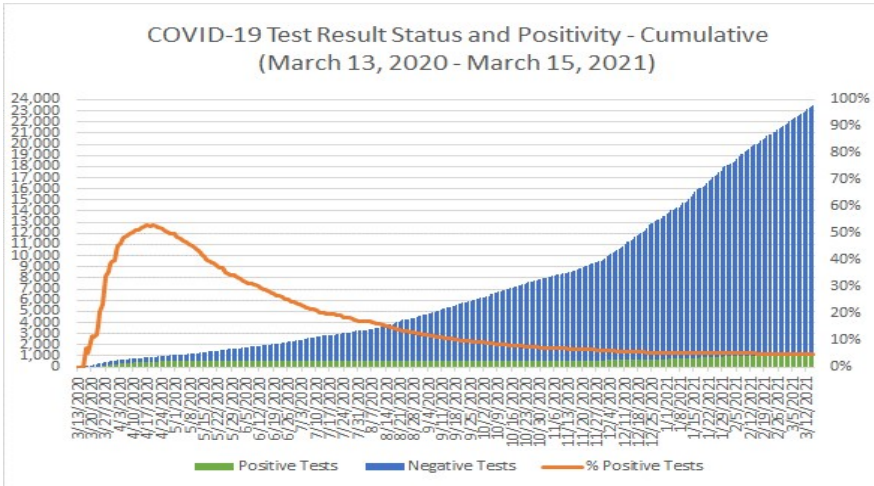


## Correctional Health Services (CHS) COVID-19 Data Snapshot

Data as of: 3/15/2021

Total number of tests completed among patients ever in custody since March 13, 2020 (cumulative):	<b>23,455</b>
Total number of positive tests completed among patients ever in custody since March 13, 2020 (cumulative; subset of number above):	<b>1134</b>
Total number of current patients ever confirmed positive while in custody:	<b>575</b>
Total number of current patients ever confirmed positive while in custody with active infection:	<b>56</b>
Incidence rate (current patients newly confirmed positive while in custody / census):	<b>0.12%</b>
Prevalence rate (current patients ever confirmed positive while in custody with active infection / census):	<b>0.98%</b>
Test positivity (total positive / positive + negative tests), 7-day average:	<b>5.22%</b>





Note: 'Completed' indicates positive or negative test result. Individuals may have multiple negative test results, but only one positive test result reported

