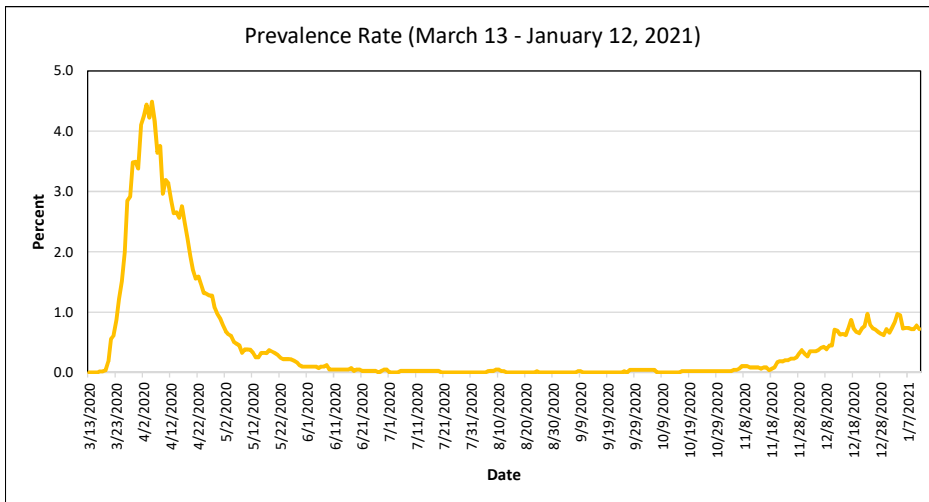
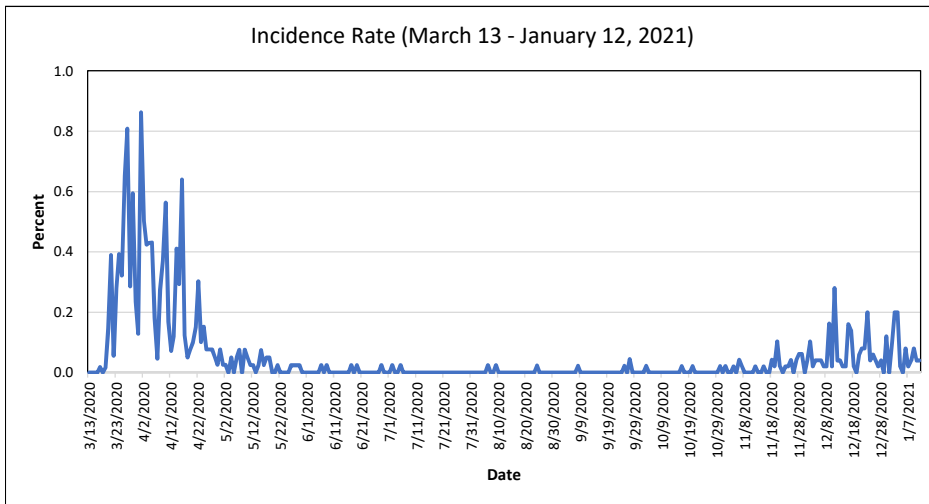
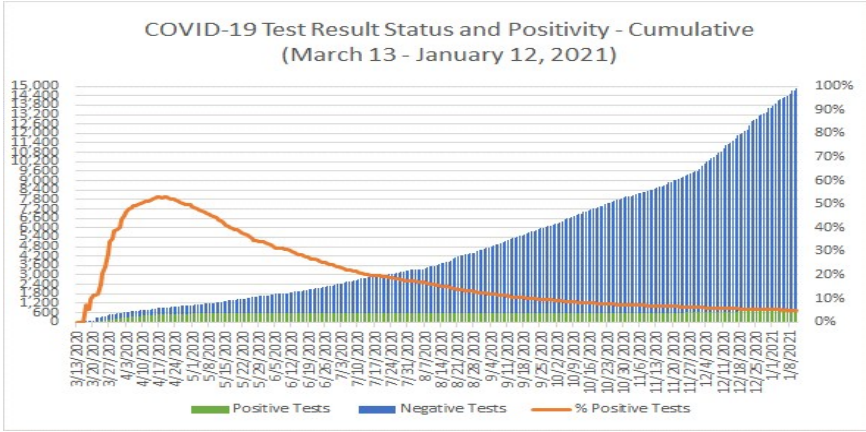


Correctional Health Services (CHS) COVID-19 Data Snapshot

Data as of: 1/12/2021

Total number of tests completed among patients ever in custody since March 13, 2020 (cumulative):	15,006
Total number of positive tests completed among patients ever in custody since March 13, 2020 (cumulative; subset of number above):	778
Total number of current patients ever confirmed positive while in custody:	365
Total number of current patients ever confirmed positive while in custody with active infection:	59
Incidence rate (current patients newly confirmed positive while in custody / census):	0.33%
Prevalence rate (current patients ever confirmed positive while in custody with active infection / census):	1.14%





Note: 'Completed' indicates positive or negative test result. Individuals may have multiple negative test results, but only one positive test result reported

