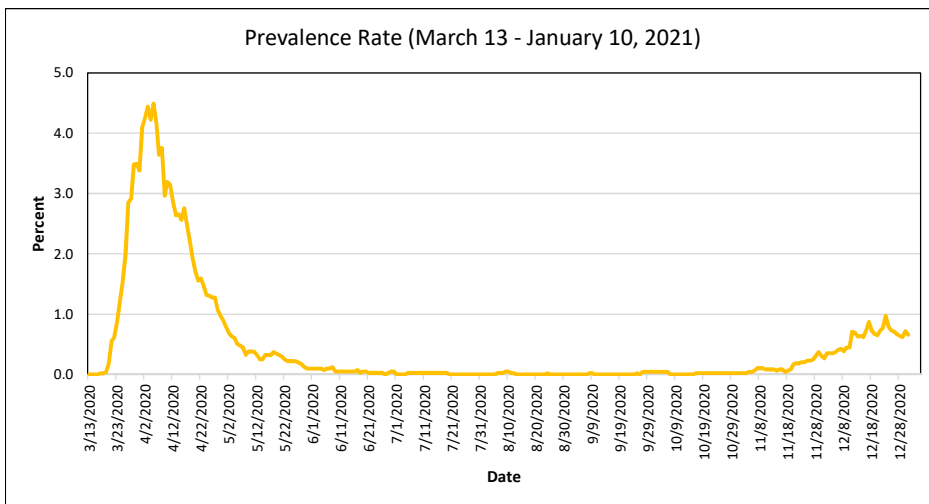
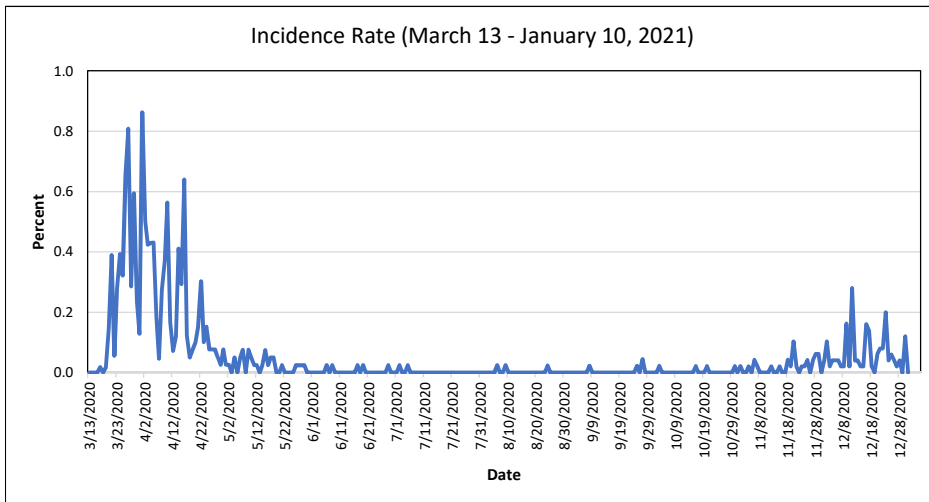
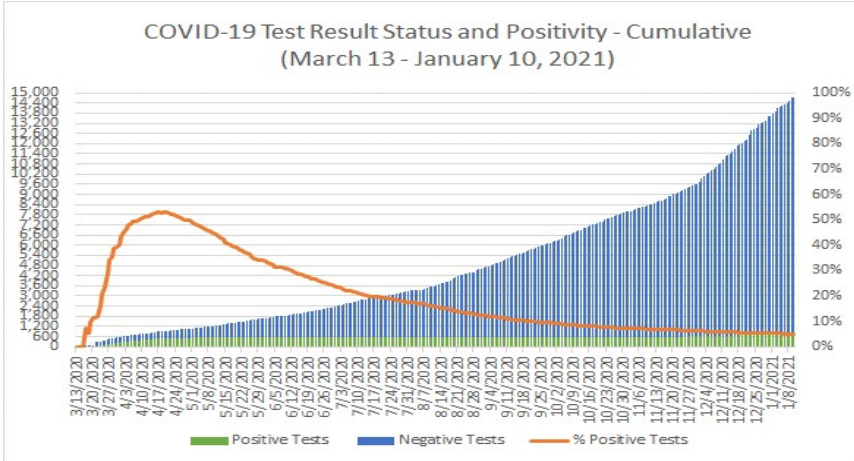


## Correctional Health Services (CHS) COVID-19 Data Snapshot

Data as of: 1/10/2021

Total number of tests completed among patients ever in custody since March 13, 2020 (cumulative):	<b>14,710</b>
Total number of positive tests completed among patients ever in custody since March 13, 2020 (cumulative; subset of number above):	<b>748</b>
Total number of current patients ever confirmed positive while in custody:	<b>333</b>
Total number of current patients ever confirmed positive while in custody with active infection:	<b>37</b>
Incidence rate (current patients newly confirmed positive while in custody / census):	<b>0.08%</b>
Prevalence rate (current patients ever confirmed positive while in custody with active infection / census):	<b>0.72%</b>





Note: 'Completed' indicates positive or negative test result. Individuals may have multiple negative test results, but only one positive test result reported

