

Local Law 58: CY 2020 Quarter 3 (July - September)

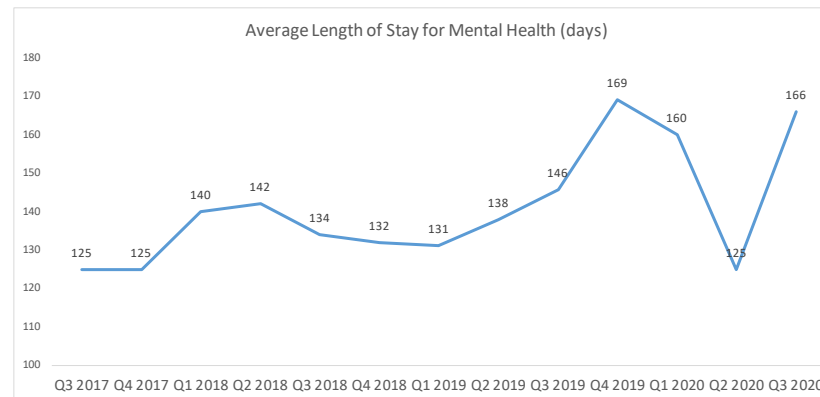
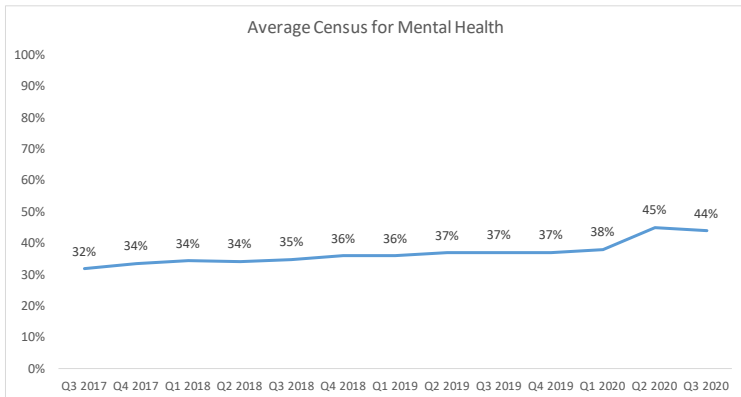
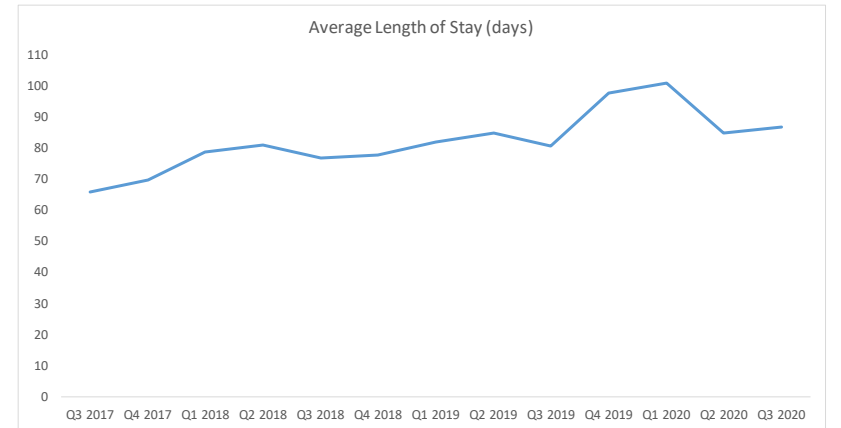
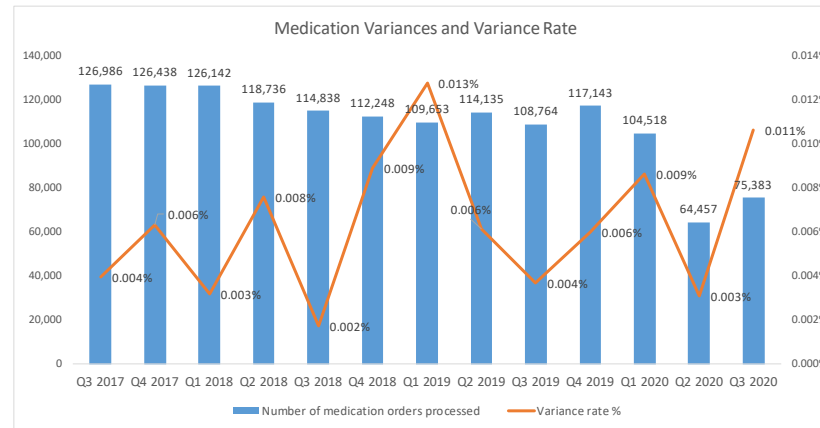
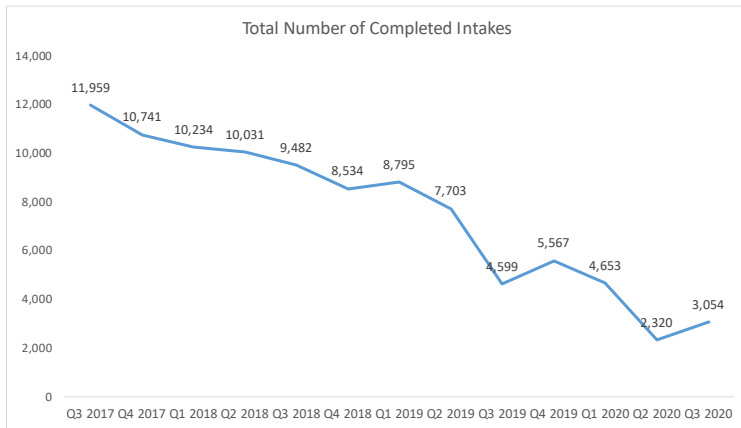
Version: 10/23/2020

Correctional Health Services

Metric	Description	Q3 2017	Q4 2017	Q1 2018	Q2 2018	Q3 2018	Q4 2018	Q1 2019	Q2 2019	Q3 2019	Q4 2019	Q1 2020	Q2 2020	Q3 2020
Intake	Total number of completed intakes	11,959	10,741	10,234	10,031	9,482	8,534	8,795	7,703	4,599 ²	5,567	4,653	2,320	3,054
Patient Safety	Number of medication variances	5	8	4	9	2	10	14	7	4	7	9	2	8
	Number of medication orders processed	126,986	126,438	126,142	118,736	114,838	112,248	109,653	114,135	108,764	117,143	104,518	64,457	75,383
	Variance rate %	0.004%	0.006%	0.003%	0.008%	0.002%	0.009%	0.013%	0.006%	0.004%	0.006%	0.009%	0.003%	0.011%
Preventable Hospitalizations and Preventable Errors in Medical Care¹	Unaddressed recommendations from preceding hospitalization resulting in current hospitalization/ Any patient with >= 2 hospitalizations within 30 days of one another	0/12=0%	1/6=17%	0/12=0%	1/11=9%	0/18=0%	1/5=20%	0/12=0%	1/9=11%	0/6=0%	0/5=0%	0/9=0%	0/6=0%	0/5=0%
Follow-Up	Average length of stay (days)	66	70	79	81	77	78	82	85	81	98	101	85	87
	% of census receiving mental health services	32%	34%	34%	34%	35%	36%	36%	37%	37%	37%	38%	45%	44%
	Average length of stay for mental health (days)	125	125	140	142	134	132	131	138	146	169	160	125	166
	Utilization trending	See below for trends												

¹Denominator only includes patients for whom the current hospitalization occurs in the reporting quarter. Any patient whose current hospitalization occurred in a different quarter than the preceding (but still within 30 days) will be counted in the quarter of the current hospitalization.

²Data for July '19 are excluded from Q3 2019 due to transitioning to new electronic health record.



Local Law 58: CY 2020 Quarter 3 – Access Reports (July - September)

Version: 10/23/2020

I. Data Dictionary

1	CHS Intakes (New Jail Admissions)	Definition
1.1	Completed CHS Intakes	Number of new jail admission intake encounters completed by CHS providers
1.2	Average time to completion once known to CHS (hours)	Number of hours between check-in by DOC and check-out by CHS for completed intake encounters (1.1)

2	Referrals made to mental health service	Definition
2.1	Referrals made to mental health service	All book and cases with an initial referral to mental health in reporting month. Facility-specific reports reference the housing facility at the time of the mental health referral was made.
2.2	Referrals seen within 72 hours	For all book and cases where an initial referral to mental health occurs in reporting month (2.1), total number of book and cases who had a mental health intake or psychiatric assessment where encounter date was <=72 hours from referral date.
2.3	Percent seen within 72 hours	2.2 divided by 2.1

3	Scheduled services by discipline with outcomes	Definition
		<p>-Shows direct, scheduled service encounters, total overall and by discipline, and disaggregates by outcome category recorded (N, %). Excludes encounters scheduled for discharged patients.</p> <p>-Specialty Clinic-On-Island encounters are for the following specialties: Audiology, Cardiology, Dermatology, Dialysis, ENT, Gynecology, Hand Specialist, ID Specialist, Nephrology, Neurology, Optometry, Orthopedic, Podiatry, Post Partum, Pre-Natal, Rehab Physical Therapy, Reproduction, Surgery</p> <p>-Specialty Clinic-Off-Island encounters are for the following specialties: Audiology, Breast, Cardiology, Cardiovascular, Chest, Dermatology, Endocrinology, ENT, Gastroenterology, General Surgery, Gynecology, Hand, Hematology, ID/Virology, Neurosurgery, Oncology, Ophthalmology, Oral Surgery, Orthopedic, Pain Management, Plastic Surgery, Podiatry, Renal, Rheumatology, Trauma, Urology, Vascular</p>

4	Outcome Metrics	Definition
4.1	Percent completed	Sum of scheduled service outcomes "Seen" and "Refused & Verified" divided by "Total Scheduled Services"

5	Unscheduled Services	Definition
5.1	Sick call completed	Number of sick call encounters completed by CHS

Correctional Health Services

II. July 2020

1	CHS Intakes (New Jail Admission)	n
1.1	Completed CHS Intakes	631
1.2	Average time to completion once known to CHS (hours)	3.7

2	Referrals made to mental health services from Intake	n
2.1	Referrals made to mental health services from Intake	335
2.2	Referrals seen within 72 hours	310
2.3	% seen within 72 hours	93%

3	Scheduled Services	Medical		Nursing		Mental Health		Reentry Services		Dental/Oral Surgery		Specialty Clinic - On Island		Specialty Clinic - Off Island		Substance Use		Total	
	Service Outcomes	N	%	N	%	N	%	N	%	N	%	N	%	N	%	N	%	N	%
	Seen	2079	68%	16532	79%	7728	81%	2036	78%	1338	84%	614	60%	228	45%	791	99%	31346	78%
	Refused & Verified	473	15%	1181	6%	186	2%	156	6%	106	7%	144	14%	84	17%	0	0%	2330	6%
	Not Produced	506	16%	3310	16%	1601	17%	407	16%	143	9%	218	21%	104	21%	6	1%	6295	16%
	Rescheduled by CHS	19	1%	9	0%	82	1%	11	0%	0	0%	42	4%	17	3%	2	0%	182	0%
	Rescheduled by Hospital	N/A	N/A	N/A	N/A	N/A	N/A	N/A	N/A	N/A	N/A	N/A	N/A	69	14%	N/A	N/A	69	0%
	Total Scheduled Services	3077	100%	21032	100%	9597	100%	2610	100%	1587	100%	1018	100%	502	100%	799	100%	40222	100%

4	Outcome Metrics	Medical	Nursing	Mental Health	Reentry Services	Dental/Oral Surgery	Specialty Clinic - On Island	Specialty Clinic - Off Island	Substance Use	Total
4.1	Percent completed	83%	84%	82%	84%	91%	74%	62%	99%	84%

5	Unscheduled Services	N
5.1	Sick Call Completed	4900

III. August 2020

1	CHS Intakes (New Jail Admission)	n
1.1	Completed CHS Intakes	1055
1.2	Average time to completion once known to CHS (hours)	4.7

2	Referrals made to mental health services from Intake	n
2.1	Referrals made to mental health services from Intake	263
2.2	Referrals seen within 72 hours	247
2.3	% seen within 72 hours	94%

3	Scheduled Services	Medical		Nursing		Mental Health		Reentry Services		Dental/Oral Surgery		Specialty Clinic - On Island		Specialty Clinic - Off Island		Substance Use		Total	
	Service Outcomes	N	%	N	%	N	%	N	%	N	%	N	%	N	%	N	%	N	%
	Seen	2081	67%	18319	76%	7545	77%	1979	69%	1340	84%	708	53%	258	43%	797	99%	33027	75%
	Refused & Verified	493	16%	1153	5%	189	2%	237	8%	87	5%	205	15%	104	17%	1	0%	2469	6%
	Not Produced	516	17%	4496	19%	1989	20%	636	22%	159	10%	400	30%	120	20%	8	1%	8324	19%
	Rescheduled by CHS	15	0%	8	0%	95	1%	8	0%	1	0%	11	1%	14	2%	2	0%	154	0%
	Rescheduled by Hospital	N/A	N/A	N/A	N/A	N/A	N/A	N/A	N/A	N/A	N/A	N/A	N/A	100	17%	N/A	N/A	100	0%
	Total Scheduled Services	3105	100%	23976	100%	9818	100%	2860	100%	1587	100%	1324	100%	596	100%	808	100%	44074	100%

4	Outcome Metrics	Medical	Nursing	Mental Health	Reentry Services	Dental/Oral Surgery	Specialty Clinic - On Island	Specialty Clinic - Off Island	Substance Use	Total
4.1	Percent completed	83%	81%	79%	77%	90%	69%	61%	99%	81%

5	Unscheduled Services	N
5.1	Sick Call Completed	4683

IV. September 2020

1	CHS Intakes (New Jail Admission)	n
1.1	Completed CHS Intakes	1368
1.2	Average time to completion once known to CHS (hours)	3.8

2	Referrals made to mental health services from Intake	n
2.1	Referrals made to mental health services from Intake	246
2.2	Referrals seen within 72 hours	239
2.3	% seen within 72 hours	97%

3	Scheduled Services	Medical		Nursing		Mental Health		Reentry Services		Dental/Oral Surgery		Specialty Clinic - On Island		Specialty Clinic - Off Island		Substance Use		Total	
	Service Outcomes	N	%	N	%	N	%	N	%	N	%	N	%	N	%	N	%	N	%
	Seen	2154	62%	18973	75%	8416	74%	1977	69%	1401	87%	896	57%	205	42%	855	99%	34877	74%
	Refused & Verified	664	19%	1137	5%	210	2%	276	10%	81	5%	334	21%	107	22%	0	0%	2809	6%
	Not Produced	626	18%	5078	20%	2532	22%	607	21%	130	8%	337	21%	114	23%	4	0%	9428	20%
	Rescheduled by CHS	17	0%	8	0%	187	2%	8	0%	5	0%	14	1%	13	3%	7	1%	259	1%
	Rescheduled by Hospital	N/A	N/A	N/A	N/A	N/A	N/A	N/A	N/A	N/A	N/A	N/A	N/A	52	11%	N/A	N/A	52	0%
	Total Scheduled Services	3461	100%	25196	100%	11345	100%	2868	100%	1617	100%	1581	100%	491	100%	866	100%	47425	100%

4	Outcome Metrics	Medical	Nursing	Mental Health	Reentry Services	Dental/Oral Surgery	Specialty Clinic - On Island	Specialty Clinic - Off Island	Substance Use	Total
4.1	Percent completed	81%	80%	76%	79%	92%	78%	64%	99%	79%

5	Unscheduled Services	N
5.1	Sick Call Completed	4856