



Correctional Health Services

I. Table of Contents

Contents

I. Table of Contents.....	2
II. Data Dictionary	3
III. Summary Data.....	4
IV. AMKC.....	5
V. EMTC.....	6
VI. GRVC	7
VII. HOJC.....	8
VIII. MDC.....	9
IX. NIC.....	10
X. OBCC	11
XI. RMSC.....	12
XII. RNDC.....	13
XIII. VCBC.....	14
XIV. WF	15

II. Data Dictionary

1	CHS Intakes (New Jail Admissions)	Definition
1.1	Completed CHS Intakes	Number of new jail admission intake encounters completed by CHS providers
1.2	Average time to completion once known to CHS (hours)	Number of hours between check-in by DOC and check-out by CHS for completed intake encounters (1.1)

2	Referrals made to mental health service	Definition
2.1	Referrals made to mental health service	All book and cases with an initial referral to mental health in reporting month. Facility-specific reports reference the housing facility at the time of the mental health referral was made.
2.2	Referrals seen within 72 hours	For all book and cases where an initial referral to mental health occurs in reporting month (2.1), total number of book and cases who had a mental health intake or psychiatric assessment where encounter date was <=72 hours from referral date.
2.3	Percent seen within 72 hours	2.2 divided by 2.1

3	Scheduled services by discipline with outcomes	Definition
		-Shows direct, scheduled service encounters, total overall and by discipline, and disaggregates by outcome category recorded (N, %). Excludes encounters scheduled for discharged patients. -Specialty Clinic-On-Island encounters are for the following specialties: Audiology, Cardiology, Dermatology, Dialysis, ENT, Gynecology, Hand Specialist, ID Specialist, Nephrology, Neurology, Optometry, Orthopedic, Podiatry, Post Partum, Pre-Natal, Rehab Physical Therapy, Reproduction, Surgery -Specialty Clinic-Off-Island encounters are for the following specialties: Audiology, Breast, Cardiology, Cardiovascular, Chest, Dermatology, Endocrinology, ENT, Gastroenterology, General Surgery, Gynecology, Hand, Hematology, ID/Virology, Neurosurgery, Oncology, Ophthalmology, Oral Surgery, Orthopedic, Pain Management, Plastic Surgery, Podiatry, Renal, Rheumatology, Trauma, Urology, Vascular

4	Outcome Metrics	Definition
4.1	Percent completed	Sum of scheduled service outcomes "Seen" and "Refused & Verified" divided by "Total Scheduled Services"

5	Unscheduled Services	Definition
5.1	Sick call completed	Number of sick call encounters completed by CHS

III. Summary Data

1	CHS Intakes (New Jail Admission)	n
1.1	Completed CHS Intakes	559
1.2	Average time to completion once known to CHS (hours)	4.0

2	Referrals made to mental health services from Intake	n
2.1	Referrals made to mental health services from Intake	147
2.2	Referrals seen within 72 hours	142
2.3	% seen within 72 hours	97%

	Scheduled Services	Medical		Nursing		Mental Health		Reentry Services		Dental/Oral Surgery		Specialty Clinic - On Island		Specialty Clinic - Off Island		Substance Use		Total	
		N	%	N	%	N	%	N	%	N	%	N	%	N	%	N	%	N	%
3	Service Outcomes																		
	Seen	2858	83%	13796	78%	6153	80%	1085	95%	251	48%	131	45%	44	16%	139	98%	24457	79%
	Refused & Verified	210	6%	828	5%	84	1%	26	2%	100	19%	28	10%	8	3%	0	0%	1284	4%
	Not Produced	327	10%	3021	17%	1262	16%	25	2%	168	32%	125	43%	98	35%	0	0%	5026	16%
	Rescheduled by CHS	29	1%	5	0%	159	2%	2	0%	9	2%	9	3%	26	9%	3	2%	242	1%
	Rescheduled by Hospital	N/A	N/A	N/A	N/A	N/A	N/A	N/A	N/A	N/A	N/A	N/A	N/A	N/A	102	37%	N/A	N/A	102
	Total Scheduled Services	3424	100%	17650	100%	7658	100%	1138	100%	528	100%	293	100%	278	100%	142	100%	31111	100%

4	Outcome Metrics	Medical	Nursing	Mental Health	Reentry Services	Dental/Oral Surgery	Specialty Clinic - On Island	Specialty Clinic - Off Island	Substance Use	Total
4.1	Percent completed	90%	83%	81%	98%	66%	54%	19%	98%	83%

5	Unscheduled Services	N
5.1	Sick Call Completed	5598

IV. AMKC

1	CHS Intakes (New Jail Admission)	n
1.1	Completed CHS Intakes	133
1.2	Average time to completion once known to CHS (hours)	4.9

2	Referrals made to mental health services from Intake	n
2.1	Referrals made to mental health services from Intake	61
2.2	Referrals seen within 72 hours	60
2.3	% seen within 72 hours	98%

3	Scheduled Services	Medical		Nursing		Mental Health		Reentry Services		Dental/Oral Surgery		Specialty Clinic - On Island		Specialty Clinic - Off Island		Substance Use		Total	
	Service Outcomes	N	%	N	%	N	%	N	%	N	%	N	%	N	%	N	%	N	%
	Seen	309	73%	2304	75%	1979	76%	367	97%	66	38%	23	32%	9	15%	107	100%	5164	75%
	Refused & Verified	21	5%	94	3%	3	0%	6	2%	51	29%	3	4%	1	2%	0	0%	179	3%
	Not Produced	90	21%	664	22%	609	23%	7	2%	59	34%	46	64%	27	44%	0	0%	1502	22%
	Rescheduled by CHS	1	0%	1	0%	8	0%	0	0%	0	0%	0	0%	8	13%	0	0%	18	0%
	Rescheduled by Hospital	N/A	N/A	N/A	N/A	N/A	N/A	N/A	N/A	N/A	N/A	N/A	N/A	16	26%	N/A	N/A	16	0%
	Total Scheduled Services	421	100%	3063	100%	2599	100%	380	100%	176	100%	72	100%	61	100%	107	100%	6879	100%

4	Outcome Metrics	Medical	Nursing	Mental Health	Reentry Services	Dental/Oral Surgery	Specialty Clinic - On Island	Specialty Clinic - Off Island	Substance Use	Total
4.1	Percent completed	78%	78%	76%	98%	66%	36%	16%	100%	78%

5	Unscheduled Services	N
5.1	Sick Call Completed	843

V. EMTC

1	CHS Intakes (New Jail Admission)	n
1.1	Completed CHS Intakes	13
1.2	Average time to completion once known to CHS (hours)	1.7

2	Referrals made to mental health services from Intake	n
2.1	Referrals made to mental health services from Intake	2
2.2	Referrals seen within 72 hours	2
2.3	% seen within 72 hours	100%

3	Scheduled Services	Medical		Nursing		Mental Health		Reentry Services		Dental/Oral Surgery		Specialty Clinic - On Island		Specialty Clinic - Off Island		Substance Use		Total	
	Service Outcomes	N	%	N	%	N	%	N	%	N	%	N	%	N	%	N	%	N	%
	Seen	975	99%	833	92%	148	96%	14	100%	2	50%	1	50%	0	0%	12	100%	1985	95%
	Refused & Verified	5	1%	33	4%	1	1%	0	0%	0	0%	0	0%	0	0%	0	0%	39	2%
	Not Produced	6	1%	38	4%	4	3%	0	0%	2	50%	1	50%	4	50%	0	0%	55	3%
	Rescheduled by CHS	0	0%	0	0%	1	1%	0	0%	0	0%	0	0%	0	0%	0	0%	1	0%
	Rescheduled by Hospital	N/A	N/A	N/A	N/A	N/A	N/A	N/A	N/A	N/A	N/A	N/A	N/A	4	50%	N/A	N/A	4	0%
	Total Scheduled Services	986	100%	904	100%	154	100%	14	100%	4	100%	2	100%	8	100%	12	100%	2084	100%

4	Outcome Metrics	Medical		Nursing		Mental Health		Reentry Services		Dental/Oral Surgery		Specialty Clinic - On Island		Specialty Clinic - Off Island		Substance Use		Total	
4.1	Percent completed	99%		96%		97%		100%		50%		50%		0%		100%		97%	

5	Unscheduled Services	N
5.1	Sick Call Completed	400

VI. GRVC

1	CHS Intakes (New Jail Admission)	n
1.1	Completed CHS Intakes	0
1.2	Average time to completion once known to CHS (hours)	0.0

2	Referrals made to mental health services from Intake	n
2.1	Referrals made to mental health services from Intake	0
2.2	Referrals seen within 72 hours	0
2.3	% seen within 72 hours	0%

	Scheduled Services	Medical		Nursing		Mental Health		Reentry Services		Dental/Oral Surgery		Specialty Clinic - On Island		Specialty Clinic - Off Island		Substance Use		Total	
		N	%	N	%	N	%	N	%	N	%	N	%	N	%	N	%	N	%
3	Service Outcomes																		
	Seen	148	49%	1555	44%	1131	88%	116	100%	56	46%	10	24%	4	7%	8	100%	3028	56%
	Refused & Verified	55	18%	171	5%	23	2%	0	0%	8	7%	10	24%	1	2%	0	0%	268	5%
	Not Produced	87	29%	1788	51%	109	9%	0	0%	51	42%	21	51%	26	43%	0	0%	2082	38%
	Rescheduled by CHS	12	4%	0	0%	17	1%	0	0%	7	6%	0	0%	6	10%	0	0%	42	1%
	Rescheduled by Hospital	N/A	N/A	N/A	N/A	N/A	N/A	N/A	N/A	N/A	N/A	N/A	N/A	N/A	23	38%	N/A	N/A	23
	Total Scheduled Services	302	100%	3514	100%	1280	100%	116	100%	122	100%	41	100%	60	100%	8	100%	5443	100%

	Outcome Metrics	Medical	Nursing	Mental Health	Reentry Services	Dental/Oral Surgery	Specialty Clinic - On Island	Specialty Clinic - Off Island	Substance Use	Total
4.1	Percent completed	67%	49%	90%	100%	52%	49%	8%	100%	61%

5	Unscheduled Services	N
5.1	Sick Call Completed	615

VII. HOJC

1	CHS Intakes (New Jail Admission)	n
1.1	Completed CHS Intakes	0
1.2	Average time to completion once known to CHS (hours)	0.0

2	Referrals made to mental health services from Intake	n
2.1	Referrals made to mental health services from Intake	0
2.2	Referrals seen within 72 hours	0
2.3	% seen within 72 hours	0%

3	Scheduled Services	Medical		Nursing		Mental Health		Reentry Services		Dental/Oral Surgery		Specialty Clinic - On Island		Specialty Clinic - Off Island		Substance Use		Total	
	Service Outcomes	N	%	N	%	N	%	N	%	N	%	N	%	N	%	N	%	N	%
	Seen	30	86%	65	100%	89	73%	17	100%	0		0		0		0		201	84%
	Refused & Verified	2	6%	0	0%	27	22%	0	0%	0		0		0		0		29	12%
	Not Produced	3	9%	0	0%	6	5%	0	0%	0		0		0		0		9	4%
	Rescheduled by CHS	0	0%	0	0%	0	0%	0	0%	0		0		0		0		0	0%
	Rescheduled by Hospital	N/A	N/A	N/A	N/A	N/A	N/A	N/A	N/A	N/A	N/A	N/A	N/A	0		N/A	N/A	0	0%
	Total Scheduled Services	35	100%	65	100%	122	100%	17	100%	0	0%	0	0%	0	0%	0	0%	239	100%

4	Outcome Metrics	Medical	Nursing	Mental Health	Reentry Services	Dental/Oral Surgery	Specialty Clinic - On Island	Specialty Clinic - Off Island	Substance Use	Total
4.1	Percent completed	91%	100%	95%	100%					96%

5	Unscheduled Services	N
5.1	Sick Call Completed	1

Correctional Health Services

VIII. MDC

1	CHS Intakes (New Jail Admission)	n
1.1	Completed CHS Intakes	385
1.2	Average time to completion once known to CHS (hours)	3.6

2	Referrals made to mental health services from Intake	n
2.1	Referrals made to mental health services from Intake	71
2.2	Referrals seen within 72 hours	67
2.3	% seen within 72 hours	94%

3	Scheduled Services	Medical		Nursing		Mental Health		Reentry Services		Dental/Oral Surgery		Specialty Clinic - On Island		Specialty Clinic - Off Island		Substance Use		Total	
	Service Outcomes	N	%	N	%	N	%	N	%	N	%	N	%	N	%	N	%	N	%
	Seen	57	60%	741	76%	308	78%	99	89%	23	64%	3	33%	1	7%	0		1232	75%
	Refused & Verified	19	20%	82	8%	2	1%	9	8%	2	6%	0	0%	0	0%	0		114	7%
	Not Produced	17	18%	156	16%	78	20%	3	3%	11	31%	6	67%	2	14%	0		273	17%
	Rescheduled by CHS	2	2%	0	0%	7	2%	0	0%	0	0%	0	0%	1	7%	0		10	1%
	Rescheduled by Hospital	N/A	N/A	N/A	N/A	N/A	N/A	N/A	N/A	N/A	N/A	N/A	N/A	10	71%	N/A	N/A	10	1%
	Total Scheduled Services	95	100%	979	100%	395	100%	111	100%	36	100%	9	100%	14	100%	0	0%	1639	100%

4	Outcome Metrics	Medical	Nursing	Mental Health	Reentry Services	Dental/Oral Surgery	Specialty Clinic - On Island	Specialty Clinic - Off Island	Substance Use	Total
4.1	Percent completed	80%	84%	78%	97%	69%	33%	7%		82%

5	Unscheduled Services	N
5.1	Sick Call Completed	421

Correctional Health Services

IX. NIC

1	CHS Intakes (New Jail Admission)	n
1.1	Completed CHS Intakes	0
1.2	Average time to completion once known to CHS (hours)	0.0

2	Referrals made to mental health services from Intake	n
2.1	Referrals made to mental health services from Intake	0
2.2	Referrals seen within 72 hours	0
2.3	% seen within 72 hours	0%

3	Scheduled Services	Medical		Nursing		Mental Health		Reentry Services		Dental/Oral Surgery		Specialty Clinic - On Island		Specialty Clinic - Off Island		Substance Use		Total	
	Service Outcomes	N	%	N	%	N	%	N	%	N	%	N	%	N	%	N	%	N	%
	Seen	57	60%	741	76%	308	78%	99	89%	23	64%	3	33%	1	7%	0		1232	75%
	Refused & Verified	19	20%	82	8%	2	1%	9	8%	2	6%	0	0%	0	0%	0		114	7%
	Not Produced	17	18%	156	16%	78	20%	3	3%	11	31%	6	67%	2	14%	0		273	17%
	Rescheduled by CHS	2	2%	0	0%	7	2%	0	0%	0	0%	0	0%	1	7%	0		10	1%
	Rescheduled by Hospital	N/A	N/A	N/A	N/A	N/A	N/A	N/A	N/A	N/A	N/A	N/A	N/A	10	71%	N/A	N/A	10	1%
	Total Scheduled Services	95	100%	979	100%	395	100%	111	100%	36	100%	9	100%	14	100%	0	0%	1639	100%

4	Outcome Metrics	Medical	Nursing	Mental Health	Reentry Services	Dental/Oral Surgery	Specialty Clinic - On Island	Specialty Clinic - Off Island	Substance Use	Total
4.1	Percent completed	80%	84%	78%	97%	69%	33%	7%		82%

5	Unscheduled Services	N
5.1	Sick Call Completed	421

Correctional Health Services

X. OBCC

1	CHS Intakes (New Jail Admission)	n
1.1	Completed CHS Intakes	0
1.2	Average time to completion once known to CHS (hours)	0.0

2	Referrals made to mental health services from Intake	n
2.1	Referrals made to mental health services from Intake	0
2.2	Referrals seen within 72 hours	0
2.3	% seen within 72 hours	0%

3	Scheduled Services	Medical		Nursing		Mental Health		Reentry Services		Dental/Oral Surgery		Specialty Clinic - On Island		Specialty Clinic - Off Island		Substance Use		Total	
	Service Outcomes	N	%	N	%	N	%	N	%	N	%	N	%	N	%	N	%	N	%
	Seen	159	64%	716	81%	750	82%	86	99%	33	50%	15	37%	9	26%	0		1768	78%
	Refused & Verified	26	10%	9	1%	4	0%	0	0%	5	8%	6	15%	0	0%	0		50	2%
	Not Produced	58	23%	156	18%	135	15%	1	1%	26	39%	20	49%	12	34%	0		408	18%
	Rescheduled by CHS	6	2%	1	0%	23	3%	0	0%	2	3%	0	0%	2	6%	0		34	1%
	Rescheduled by Hospital	N/A	N/A	N/A	N/A	N/A	N/A	N/A	N/A	N/A	N/A	N/A	N/A	12	34%	N/A	N/A	12	1%
	Total Scheduled Services	249	100%	882	100%	912	100%	87	100%	66	100%	41	100%	35	100%	0	0%	2272	100%

4	Outcome Metrics	Medical	Nursing	Mental Health	Reentry Services	Dental/Oral Surgery	Specialty Clinic - On Island	Specialty Clinic - Off Island	Substance Use	Total
4.1	Percent completed	74%	82%	83%	99%	58%	51%	26%		80%

5	Unscheduled Services	N
5.1	Sick Call Completed	894

XII. RNDC

1	CHS Intakes (New Jail Admission)	n
1.1	Completed CHS Intakes	0
1.2	Average time to completion once known to CHS (hours)	0.0

2	Referrals made to mental health services from Intake	n
2.1	Referrals made to mental health services from Intake	0
2.2	Referrals seen within 72 hours	0
2.3	% seen within 72 hours	0%

3	Scheduled Services	Medical		Nursing		Mental Health		Reentry Services		Dental/Oral Surgery		Specialty Clinic - On Island		Specialty Clinic - Off Island		Substance Use		Total	
	Service Outcomes	N	%	N	%	N	%	N	%	N	%	N	%	N	%	N	%	N	%
	Seen	108	73%	268	69%	390	61%	64	96%	16	57%	4	57%	4	27%	3	100%	857	66%
	Refused & Verified	18	12%	15	4%	17	3%	3	4%	9	32%	3	43%	2	13%	0	0%	67	5%
	Not Produced	20	14%	103	27%	212	33%	0	0%	3	11%	0	0%	2	13%	0	0%	340	26%
	Rescheduled by CHS	1	1%	0	0%	20	3%	0	0%	0	0%	0	0%	0	0%	0	0%	21	2%
	Rescheduled by Hospital	N/A	N/A	N/A	N/A	N/A	N/A	N/A	N/A	N/A	N/A	N/A	N/A	7	47%	N/A	N/A	7	1%
	Total Scheduled Services	147	100%	386	100%	639	100%	67	100%	28	100%	7	100%	15	100%	3	100%	1292	100%

4	Outcome Metrics	Medical	Nursing	Mental Health	Reentry Services	Dental/Oral Surgery	Specialty Clinic - On Island	Specialty Clinic - Off Island	Substance Use	Total
4.1	Percent completed	86%	73%	64%	100%	89%	100%	40%	100%	72%

5	Unscheduled Services	N
5.1	Sick Call Completed	149



Correctional Health Services

I. Table of Contents

Contents

I. Table of Contents.....	2
II. Data Dictionary	3
III. Summary Data.....	4
IV. AMKC.....	5
V. EMTC.....	6
VI. GRVC	7
VII. HOJC.....	8
VIII. MDC.....	9
IX. NIC.....	10
X. OBCC	11
XI. RMSC.....	12
XII. RNDC.....	13
XIII. VCBC.....	14
XIV. WF	15

Correctional Health Services

III. Summary Data

1	CHS Intakes (New Jail Admission)	n
1.1	Completed CHS Intakes	1033
1.2	Average time to completion once known to CHS (hours)	3.3

2	Referrals made to mental health services from Intake	n
2.1	Referrals made to mental health services from Intake	292
2.2	Referrals seen within 72 hours	265
2.3	% seen within 72 hours	91%

	Scheduled Services	Medical		Nursing		Mental Health		Reentry Services		Dental/Oral Surgery		Specialty Clinic - On Island		Specialty Clinic - Off Island		Substance Use		Total	
		N	%	N	%	N	%	N	%	N	%	N	%	N	%	N	%	N	%
3	Service Outcomes																		
	Seen	2163	77%	13984	74%	6291	83%	1357	88%	408	80%	254	64%	92	34%	346	99%	24895	77%
	Refused & Verified	316	11%	1466	8%	150	2%	96	6%	29	6%	34	9%	19	7%	1	0%	2111	7%
	Not Produced	325	12%	3322	18%	1079	14%	87	6%	70	14%	109	27%	69	26%	1	0%	5062	16%
	Rescheduled by CHS	11	0%	15	0%	59	1%	5	0%	1	0%	1	0%	2	1%	1	0%	95	0%
	Rescheduled by Hospital	N/A	N/A	N/A	N/A	N/A	N/A	N/A	N/A	N/A	N/A	N/A	N/A	N/A	87	32%	N/A	N/A	87
	Total Scheduled Services	2815	100%	18787	100%	7579	100%	1545	100%	508	100%	398	100%	269	100%	349	100%	32250	100%

4	Outcome Metrics	Medical	Nursing	Mental Health	Reentry Services	Dental/Oral Surgery	Specialty Clinic - On Island	Specialty Clinic - Off Island	Substance Use	Total
4.1	Percent completed	88%	82%	85%	94%	86%	72%	41%	99%	84%

5	Unscheduled Services	N
5.1	Sick Call Completed	4952

IV. AMKC

1	CHS Intakes (New Jail Admission)	n
1.1	Completed CHS Intakes	224
1.2	Average time to completion once known to CHS (hours)	5.3

2	Referrals made to mental health services from Intake	n
2.1	Referrals made to mental health services from Intake	101
2.2	Referrals seen within 72 hours	98
2.3	% seen within 72 hours	97%

3	Scheduled Services	Medical		Nursing		Mental Health		Reentry Services		Dental/Oral Surgery		Specialty Clinic - On Island		Specialty Clinic - Off Island		Substance Use		Total	
	Service Outcomes	N	%	N	%	N	%	N	%	N	%	N	%	N	%	N	%	N	%
	Seen	442	68%	2386	70%	2182	79%	451	88%	86	69%	66	61%	19	35%	247	99%	5879	75%
	Refused & Verified	48	7%	282	8%	13	0%	31	6%	10	8%	4	4%	1	2%	1	0%	390	5%
	Not Produced	160	25%	733	22%	550	20%	28	5%	28	23%	38	35%	19	35%	1	0%	1557	20%
	Rescheduled by CHS	2	0%	4	0%	5	0%	0	0%	0	0%	0	0%	0	0%	0	0%	11	0%
	Rescheduled by Hospital	N/A	N/A	N/A	N/A	N/A	N/A	N/A	N/A	N/A	N/A	N/A	N/A	15	28%	N/A	N/A	15	0%
	Total Scheduled Services	652	100%	3405	100%	2750	100%	510	100%	124	100%	108	100%	54	100%	249	100%	7852	100%

4	Outcome Metrics	Medical	Nursing	Mental Health	Reentry Services	Dental/Oral Surgery	Specialty Clinic - On Island	Specialty Clinic - Off Island	Substance Use	Total
4.1	Percent completed	75%	78%	80%	95%	77%	65%	37%	100%	80%

5	Unscheduled Services	N
5.1	Sick Call Completed	719

V. EMTC

1	CHS Intakes (New Jail Admission)	n
1.1	Completed CHS Intakes	10
1.2	Average time to completion once known to CHS (hours)	1.5

2	Referrals made to mental health services from Intake	n
2.1	Referrals made to mental health services from Intake	2
2.2	Referrals seen within 72 hours	2
2.3	% seen within 72 hours	100%

3	Scheduled Services	Medical		Nursing		Mental Health		Reentry Services		Dental/Oral Surgery		Specialty Clinic - On Island		Specialty Clinic - Off Island		Substance Use		Total	
	Service Outcomes	N	%	N	%	N	%	N	%	N	%	N	%	N	%	N	%	N	%
	Seen	287	98%	430	95%	49	86%	11	100%	0		1	33%	0	0%	6	100%	784	95%
	Refused & Verified	6	2%	19	4%	0	0%	0	0%	0		0	0%	0	0%	0	0%	25	3%
	Not Produced	0	0%	4	1%	7	12%	0	0%	0		2	67%	2	67%	0	0%	15	2%
	Rescheduled by CHS	0	0%	0	0%	1	2%	0	0%	0		0	0%	0	0%	0	0%	1	0%
	Rescheduled by Hospital	N/A	N/A	N/A	N/A	N/A	N/A	N/A	N/A	N/A	N/A	N/A	N/A	1	33%	N/A	N/A	1	0%
	Total Scheduled Services	293	100%	453	100%	57	100%	11	100%	0	0%	3	100%	3	100%	6	100%	826	100%

4	Outcome Metrics	Medical	Nursing	Mental Health	Reentry Services	Dental/Oral Surgery	Specialty Clinic - On Island	Specialty Clinic - Off Island	Substance Use	Total
4.1	Percent completed	100%	99%	86%	100%		33%	0%	100%	98%

5	Unscheduled Services	N
5.1	Sick Call Completed	135

Correctional Health Services

VIII. MDC

1	CHS Intakes (New Jail Admission)	n
1.1	Completed CHS Intakes	722
1.2	Average time to completion once known to CHS (hours)	2.7

2	Referrals made to mental health services from Intake	n
2.1	Referrals made to mental health services from Intake	149
2.2	Referrals seen within 72 hours	126
2.3	% seen within 72 hours	85%

3	Scheduled Services	Medical		Nursing		Mental Health		Reentry Services		Dental/Oral Surgery		Specialty Clinic - On Island		Specialty Clinic - Off Island		Substance Use		Total	
	Service Outcomes	N	%	N	%	N	%	N	%	N	%	N	%	N	%	N	%	N	%
	Seen	172	64%	1217	65%	630	76%	232	83%	48	80%	19	41%	4	20%	0	0%	2322	69%
	Refused & Verified	74	28%	364	19%	13	2%	28	10%	1	2%	1	2%	4	20%	0	0%	485	14%
	Not Produced	15	6%	292	16%	170	21%	19	7%	11	18%	26	57%	5	25%	0	0%	538	16%
	Rescheduled by CHS	8	3%	4	0%	11	1%	0	0%	0	0%	0	0%	0	0%	1	100%	24	1%
	Rescheduled by Hospital	N/A	N/A	N/A	N/A	N/A	N/A	N/A	N/A	N/A	N/A	N/A	N/A	7	35%	N/A	N/A	7	0%
	Total Scheduled Services	269	100%	1877	100%	824	100%	279	100%	60	100%	46	100%	20	100%	1	100%	3376	100%

4	Outcome Metrics	Medical	Nursing	Mental Health	Reentry Services	Dental/Oral Surgery	Specialty Clinic - On Island	Specialty Clinic - Off Island	Substance Use	Total
4.1	Percent completed	91%	84%	78%	93%	82%	43%	40%	0%	83%

5	Unscheduled Services	N
5.1	Sick Call Completed	440

IX. NIC

1	CHS Intakes (New Jail Admission)	n
1.1	Completed CHS Intakes	0
1.2	Average time to completion once known to CHS (hours)	0.0

2	Referrals made to mental health services from Intake	n
2.1	Referrals made to mental health services from Intake	0
2.2	Referrals seen within 72 hours	0
2.3	% seen within 72 hours	0%

3	Scheduled Services	Medical		Nursing		Mental Health		Reentry Services		Dental/Oral Surgery		Specialty Clinic - On Island		Specialty Clinic - Off Island		Substance Use		Total	
	Service Outcomes	N	%	N	%	N	%	N	%	N	%	N	%	N	%	N	%	N	%
	Seen	88	67%	4452	95%	223	83%	56	72%	14	70%	28	90%	19	37%	1	100%	4881	93%
	Refused & Verified	27	21%	228	5%	1	0%	4	5%	1	5%	0	0%	4	8%	0	0%	265	5%
	Not Produced	16	12%	7	0%	45	17%	14	18%	5	25%	3	10%	7	13%	0	0%	97	2%
	Rescheduled by CHS	0	0%	0	0%	0	0%	4	5%	0	0%	0	0%	0	0%	0	0%	4	0%
	Rescheduled by Hospital	N/A	N/A	N/A	N/A	N/A	N/A	N/A	N/A	N/A	N/A	N/A	N/A	22	42%	N/A	N/A	22	0%
	Total Scheduled Services	131	100%	4687	100%	269	100%	78	100%	20	100%	31	100%	52	100%	1	100%	5269	100%

4	Outcome Metrics	Medical	Nursing	Mental Health	Reentry Services	Dental/Oral Surgery	Specialty Clinic - On Island	Specialty Clinic - Off Island	Substance Use	Total
4.1	Percent completed	88%	100%	83%	77%	75%	90%	44%	100%	98%

5	Unscheduled Services	N
5.1	Sick Call Completed	622

Correctional Health Services

X. OBCC

1	CHS Intakes (New Jail Admission)	n
1.1	Completed CHS Intakes	0
1.2	Average time to completion once known to CHS (hours)	0.0

2	Referrals made to mental health services from Intake	n
2.1	Referrals made to mental health services from Intake	0
2.2	Referrals seen within 72 hours	0
2.3	% seen within 72 hours	0%

3	Scheduled Services	Medical		Nursing		Mental Health		Reentry Services		Dental/Oral Surgery		Specialty Clinic - On Island		Specialty Clinic - Off Island		Substance Use		Total	
	Service Outcomes	N	%	N	%	N	%	N	%	N	%	N	%	N	%	N	%	N	%
	Seen	152	65%	699	81%	561	87%	73	83%	57	74%	22	55%	16	42%	0		1580	80%
	Refused & Verified	45	19%	35	4%	3	0%	5	6%	5	6%	8	20%	6	16%	0		107	5%
	Not Produced	35	15%	133	15%	68	11%	10	11%	14	18%	9	23%	8	21%	0		277	14%
	Rescheduled by CHS	1	0%	1	0%	10	2%	0	0%	1	1%	1	3%	1	3%	0		15	1%
	Rescheduled by Hospital	N/A	N/A	N/A	N/A	N/A	N/A	N/A	N/A	N/A	N/A	N/A	N/A	7	18%	N/A	N/A	7	0%
	Total Scheduled Services	233	100%	868	100%	642	100%	88	100%	77	100%	40	100%	38	100%	0	0%	1986	100%

4	Outcome Metrics	Medical	Nursing	Mental Health	Reentry Services	Dental/Oral Surgery	Specialty Clinic - On Island	Specialty Clinic - Off Island	Substance Use	Total
4.1	Percent completed	85%	85%	88%	89%	81%	75%	58%		85%

5	Unscheduled Services	N
5.1	Sick Call Completed	715

XI. RMSC

1	CHS Intakes (New Jail Admission)	n
1.1	Completed CHS Intakes	75
1.2	Average time to completion once known to CHS (hours)	3.4

2	Referrals made to mental health services from Intake	n
2.1	Referrals made to mental health services from Intake	37
2.2	Referrals seen within 72 hours	36
2.3	% seen within 72 hours	97%

3	Scheduled Services	Medical		Nursing		Mental Health		Reentry Services		Dental/Oral Surgery		Specialty Clinic - On Island		Specialty Clinic - Off Island		Substance Use		Total	
	Service Outcomes	N	%	N	%	N	%	N	%	N	%	N	%	N	%	N	%	N	%
	Seen	462	97%	1304	91%	742	95%	195	93%	38	75%	57	95%	0		32	100%	2830	93%
	Refused & Verified	9	2%	55	4%	10	1%	10	5%	8	16%	2	3%	0		0	0%	94	3%
	Not Produced	7	1%	65	5%	21	3%	5	2%	5	10%	1	2%	0		0	0%	104	3%
	Rescheduled by CHS	0	0%	3	0%	9	1%	0	0%	0	0%	0	0%	0		0	0%	12	0%
	Rescheduled by Hospital	N/A	N/A	N/A	N/A	N/A	N/A	N/A	N/A	N/A	N/A	N/A	N/A	0		N/A	N/A	0	0%
	Total Scheduled Services	478	100%	1427	100%	782	100%	210	100%	51	100%	60	100%	0	0%	32	100%	3040	100%

4	Outcome Metrics	Medical	Nursing	Mental Health	Reentry Services	Dental/Oral Surgery	Specialty Clinic - On Island	Specialty Clinic - Off Island	Substance Use	Total
4.1	Percent completed	99%	95%	96%	98%	90%	98%		100%	96%

5	Unscheduled Services	N
5.1	Sick Call Completed	962

XIII. VCBC

1	CHS Intakes (New Jail Admission)	n
1.1	Completed CHS Intakes	0
1.2	Average time to completion once known to CHS (hours)	0.0

2	Referrals made to mental health services from Intake	n
2.1	Referrals made to mental health services from Intake	0
2.2	Referrals seen within 72 hours	0
2.3	% seen within 72 hours	0%

3	Scheduled Services	Medical		Nursing		Mental Health		Reentry Services		Dental/Oral Surgery		Specialty Clinic - On Island		Specialty Clinic - Off Island		Substance Use		Total	
	Service Outcomes	N	%	N	%	N	%	N	%	N	%	N	%	N	%	N	%	N	%
	Seen	95	72%	367	93%	308	93%	51	89%	53	100%	17	53%	8	31%	0		899	88%
	Refused & Verified	14	11%	6	2%	0	0%	5	9%	0	0%	5	16%	1	4%	0		31	3%
	Not Produced	23	17%	20	5%	21	6%	1	2%	0	0%	10	31%	7	27%	0		82	8%
	Rescheduled by CHS	0	0%	0	0%	3	1%	0	0%	0	0%	0	0%	1	4%	0		4	0%
	Rescheduled by Hospital	N/A	N/A	N/A	N/A	N/A	N/A	N/A	N/A	N/A	N/A	N/A	N/A	9	35%	N/A	N/A	9	1%
	Total Scheduled Services	132	100%	393	100%	332	100%	57	100%	53	100%	32	100%	26	100%	0	0%	1025	100%

4	Outcome Metrics	Medical	Nursing	Mental Health	Reentry Services	Dental/Oral Surgery	Specialty Clinic - On Island	Specialty Clinic - Off Island	Substance Use	Total
4.1	Percent completed	83%	95%	93%	98%	100%	69%	35%		91%

5	Unscheduled Services	N
5.1	Sick Call Completed	302

XIV. WF

1	CHS Intakes (New Jail Admission)	n
1.1	Completed CHS Intakes	2
1.2	Average time to completion once known to CHS (hours)	0.0

2	Referrals made to mental health services from Intake	n
2.1	Referrals made to mental health services from Intake	3
2.2	Referrals seen within 72 hours	3
2.3	% seen within 72 hours	100%

	Scheduled Services	Medical		Nursing		Mental Health		Reentry Services		Dental/Oral Surgery		Specialty Clinic - On Island		Specialty Clinic - Off Island		Substance Use		Total	
		N	%	N	%	N	%	N	%	N	%	N	%	N	%	N	%	N	%
3	Service Outcomes																		
	Seen	90	80%	1322	87%	111	88%	40	70%	1	100%	1	100%	4	40%	0		1569	86%
	Refused & Verified	22	20%	182	12%	3	2%	9	16%	0	0%	0	0%	1	10%	0		217	12%
	Not Produced	0	0%	13	1%	12	10%	7	12%	0	0%	0	0%	3	30%	0		35	2%
	Rescheduled by CHS	0	0%	0	0%	0	0%	1	2%	0	0%	0	0%	0	0%	0		1	0%
	Rescheduled by Hospital	N/A	N/A	N/A	N/A	N/A	N/A	N/A	N/A	N/A	N/A	N/A	N/A	2	20%	N/A	N/A	2	0%
	Total Scheduled Services	112	100%	1517	100%	126	100%	57	100%	1	100%	1	100%	10	100%	0	0%	1824	100%

4	Outcome Metrics	Medical	Nursing	Mental Health	Reentry Services	Dental/Oral Surgery	Specialty Clinic - On Island	Specialty Clinic - Off Island	Substance Use	Total
4.1	Percent completed	100%	99%	90%	86%	100%	100%	50%		98%

5	Unscheduled Services	N
5.1	Sick Call Completed	209

II. Data Dictionary

1	CHS Intakes (New Jail Admissions)	Definition
1.1	Completed CHS Intakes	Number of new jail admission intake encounters completed by CHS providers
1.2	Average time to completion once known to CHS (hours)	Number of hours between check-in by DOC and check-out by CHS for completed intake encounters (1.1)

2	Referrals made to mental health service	Definition
2.1	Referrals made to mental health service	All book and cases with an initial referral to mental health in reporting month. Facility-specific reports reference the housing facility at the time of the mental health referral was made.
2.2	Referrals seen within 72 hours	For all book and cases where an initial referral to mental health occurs in reporting month (2.1), total number of book and cases who had a mental health intake or psychiatric assessment where encounter date was ≤ 72 hours from referral date.
2.3	Percent seen within 72 hours	2.2 divided by 2.1

3	Scheduled services by discipline with outcomes	Definition
		-Shows direct, scheduled service encounters, total overall and by discipline, and disaggregates by outcome category recorded (N, %). Excludes encounters scheduled for discharged patients. -Specialty Clinic-On-Island encounters are for the following specialties: Audiology, Cardiology, Dermatology, Dialysis, ENT, Gynecology, Hand Specialist, ID Specialist, Nephrology, Neurology, Optometry, Orthopedic, Podiatry, Post Partum, Pre-Natal, Rehab Physical Therapy, Reproduction, Surgery -Specialty Clinic-Off-Island encounters are for the following specialties: Audiology, Breast, Cardiology, Cardiovascular, Chest, Dermatology, Endocrinology, ENT, Gastroenterology, General Surgery, Gynecology, Hand, Hematology, ID/Virology, Neurosurgery, Oncology, Ophthalmology, Oral Surgery, Orthopedic, Pain Management, Plastic Surgery, Podiatry, Renal, Rheumatology, Trauma, Urology, Vascular

4	Outcome Metrics	Definition
4.1	Percent completed	Sum of scheduled service outcomes "Seen" and "Refused & Verified" divided by "Total Scheduled Services"

5	Unscheduled Services	Definition
5.1	Sick call completed	Number of sick call encounters completed by CHS

Correctional Health Services

III. Summary Data

1	CHS Intakes (New Jail Admission)	n
1.1	Completed CHS Intakes	728
1.2	Average time to completion once known to CHS (hours)	3.3

2	Referrals made to mental health services from Intake	n
2.1	Referrals made to mental health services from Intake	201
2.2	Referrals seen within 72 hours	198
2.3	% seen within 72 hours	99%

	Scheduled Services	Medical		Nursing		Mental Health		Reentry Services		Dental/Oral Surgery		Specialty Clinic - On Island		Specialty Clinic - Off Island		Substance Use		Total	
		N	%	N	%	N	%	N	%	N	%	N	%	N	%	N	%	N	%
3	Service Outcomes																		
	Seen	2050	74%	14196	75%	7195	83%	1733	83%	1025	86%	444	58%	160	41%	678	98%	27481	77%
	Refused & Verified	340	12%	1234	7%	157	2%	133	6%	79	7%	49	6%	72	18%	0	0%	2064	6%
	Not Produced	370	13%	3496	18%	1243	14%	210	10%	80	7%	188	24%	92	24%	9	1%	5688	16%
	Rescheduled by CHS	7	0%	6	0%	74	1%	5	0%	2	0%	90	12%	4	1%	2	0%	190	1%
	Rescheduled by Hospital	N/A	N/A	N/A	N/A	N/A	N/A	N/A	N/A	N/A	N/A	N/A	N/A	N/A	62	16%	N/A	N/A	62
	Total Scheduled Services	2767	100%	18932	100%	8669	100%	2081	100%	1186	100%	771	100%	390	100%	689	100%	35485	100%

4	Outcome Metrics	Medical	Nursing	Mental Health	Reentry Services	Dental/Oral Surgery	Specialty Clinic - On Island	Specialty Clinic - Off Island	Substance Use	Total
4.1	Percent completed	86%	82%	85%	90%	93%	64%	59%	98%	83%

5	Unscheduled Services	N
5.1	Sick Call Completed	4614

IV. AMKC

1	CHS Intakes (New Jail Admission)	n
1.1	Completed CHS Intakes	166
1.2	Average time to completion once known to CHS (hours)	4.5

2	Referrals made to mental health services from Intake	n
2.1	Referrals made to mental health services from Intake	80
2.2	Referrals seen within 72 hours	77
2.3	% seen within 72 hours	96%

3	Scheduled Services	Medical		Nursing		Mental Health		Reentry Services		Dental/Oral Surgery		Specialty Clinic - On Island		Specialty Clinic - Off Island		Substance Use		Total	
	Service Outcomes	N	%	N	%	N	%	N	%	N	%	N	%	N	%	N	%	N	%
	Seen	443	68%	2526	69%	2359	80%	569	82%	194	78%	90	61%	38	38%	472	98%	6691	75%
	Refused & Verified	41	6%	183	5%	12	0%	28	4%	22	9%	1	1%	15	15%	0	0%	302	3%
	Not Produced	169	26%	949	26%	552	19%	97	14%	33	13%	54	37%	34	34%	9	2%	1897	21%
	Rescheduled by CHS	1	0%	6	0%	13	0%	0	0%	1	0%	2	1%	0	0%	0	0%	23	0%
	Rescheduled by Hospital	N/A	N/A	N/A	N/A	N/A	N/A	N/A	N/A	N/A	N/A	N/A	N/A	12	12%	N/A	N/A	12	0%
	Total Scheduled Services	654	100%	3664	100%	2936	100%	694	100%	250	100%	147	100%	99	100%	481	100%	8925	100%

4	Outcome Metrics	Medical	Nursing	Mental Health	Reentry Services	Dental/Oral Surgery	Specialty Clinic - On Island	Specialty Clinic - Off Island	Substance Use	Total
4.1	Percent completed	74%	74%	81%	86%	86%	62%	54%	98%	78%

5	Unscheduled Services	N
5.1	Sick Call Completed	876

V. EMTC

1	CHS Intakes (New Jail Admission)	n
1.1	Completed CHS Intakes	3
1.2	Average time to completion once known to CHS (hours)	1.5

2	Referrals made to mental health services from Intake	n
2.1	Referrals made to mental health services from Intake	1
2.2	Referrals seen within 72 hours	1
2.3	% seen within 72 hours	100%

3	Scheduled Services	Medical		Nursing		Mental Health		Reentry Services		Dental/Oral Surgery		Specialty Clinic - On Island		Specialty Clinic - Off Island		Substance Use		Total	
	Service Outcomes	N	%	N	%	N	%	N	%	N	%	N	%	N	%	N	%	N	%
	Seen	115	99%	297	94%	46	90%	4	100%	0	0%	0	0%	0	0%	4	100%	466	94%
	Refused & Verified	0	0%	10	3%	0	0%	0	0%	0	0%	0	0%	1	50%	0	0%	11	2%
	Not Produced	1	1%	9	3%	4	8%	0	0%	0	0%	1	50%	1	50%	0	0%	16	3%
	Rescheduled by CHS	0	0%	0	0%	1	2%	0	0%	1	100%	1	50%	0	0%	0	0%	3	1%
	Rescheduled by Hospital	N/A	N/A	N/A	N/A	N/A	N/A	N/A	N/A	N/A	N/A	N/A	N/A	0	0%	N/A	N/A	0	0%
	Total Scheduled Services	116	100%	316	100%	51	100%	4	100%	1	100%	2	100%	2	100%	4	100%	496	100%

4	Outcome Metrics	Medical	Nursing	Mental Health	Reentry Services	Dental/Oral Surgery	Specialty Clinic - On Island	Specialty Clinic - Off Island	Substance Use	Total
4.1	Percent completed	99%	97%	90%	100%	0%	0%	50%	100%	96%

5	Unscheduled Services	N
5.1	Sick Call Completed	94

Correctional Health Services

VI. GRVC

1	CHS Intakes (New Jail Admission)	n
1.1	Completed CHS Intakes	0
1.2	Average time to completion once known to CHS (hours)	0.0

2	Referrals made to mental health services from Intake	n
2.1	Referrals made to mental health services from Intake	0
2.2	Referrals seen within 72 hours	0
2.3	% seen within 72 hours	0%

3	Scheduled Services	Medical		Nursing		Mental Health		Reentry Services		Dental/Oral Surgery		Specialty Clinic - On Island		Specialty Clinic - Off Island		Substance Use		Total	
	Service Outcomes	N	%	N	%	N	%	N	%	N	%	N	%	N	%	N	%	N	%
	Seen	164	52%	1443	38%	1132	91%	221	96%	173	94%	42	26%	22	39%	48	98%	3245	54%
	Refused & Verified	85	27%	308	8%	9	1%	4	2%	3	2%	13	8%	9	16%	0	0%	431	7%
	Not Produced	65	21%	2040	54%	95	8%	2	1%	9	5%	47	29%	13	23%	0	0%	2271	38%
	Rescheduled by CHS	1	0%	0	0%	6	0%	4	2%	0	0%	61	37%	2	4%	1	2%	75	1%
	Rescheduled by Hospital	N/A	N/A	N/A	N/A	N/A	N/A	N/A	N/A	N/A	N/A	N/A	N/A	11	19%	N/A	N/A	11	0%
	Total Scheduled Services	315	100%	3791	100%	1242	100%	231	100%	185	100%	163	100%	57	100%	49	100%	6033	100%

4	Outcome Metrics	Medical	Nursing	Mental Health	Reentry Services	Dental/Oral Surgery	Specialty Clinic - On Island	Specialty Clinic - Off Island	Substance Use	Total
4.1	Percent completed	79%	46%	92%	97%	95%	34%	54%	98%	61%

5	Unscheduled Services	N
5.1	Sick Call Completed	697

VII. HOJC

1	CHS Intakes (New Jail Admission)	n
1.1	Completed CHS Intakes	0
1.2	Average time to completion once known to CHS (hours)	0.0

2	Referrals made to mental health services from Intake	n
2.1	Referrals made to mental health services from Intake	0
2.2	Referrals seen within 72 hours	0
2.3	% seen within 72 hours	0%

3	Scheduled Services	Medical		Nursing		Mental Health		Reentry Services		Dental/Oral Surgery		Specialty Clinic - On Island		Specialty Clinic - Off Island		Substance Use		Total	
	Service Outcomes	N	%	N	%	N	%	N	%	N	%	N	%	N	%	N	%	N	%
	Seen	116	97%	266	96%	149	73%	13	100%	9	90%	3	100%	0		0		556	89%
	Refused & Verified	2	2%	10	4%	37	18%	0	0%	1	10%	0	0%	0		0		50	8%
	Not Produced	2	2%	0	0%	17	8%	0	0%	0	0%	0	0%	0		0		19	3%
	Rescheduled by CHS	0	0%	0	0%	0	0%	0	0%	0	0%	0	0%	0		0		0	0%
	Rescheduled by Hospital	N/A	N/A	N/A	N/A	N/A	N/A	N/A	N/A	N/A	N/A	N/A	N/A	0		N/A	N/A	0	0%
	Total Scheduled Services	120	100%	276	100%	203	100%	13	100%	10	100%	3	100%	0	0%	0	0%	625	100%

4	Outcome Metrics	Medical	Nursing	Mental Health	Reentry Services	Dental/Oral Surgery	Specialty Clinic - On Island	Specialty Clinic - Off Island	Substance Use	Total
4.1	Percent completed	98%	100%	92%	100%	100%	100%			97%

5	Unscheduled Services	N
5.1	Sick Call Completed	11

Correctional Health Services

VIII. MDC

1	CHS Intakes (New Jail Admission)	n
1.1	Completed CHS Intakes	525
1.2	Average time to completion once known to CHS (hours)	2.8

2	Referrals made to mental health services from Intake	n
2.1	Referrals made to mental health services from Intake	100
2.2	Referrals seen within 72 hours	100
2.3	% seen within 72 hours	100%

3	Scheduled Services	Medical		Nursing		Mental Health		Reentry Services		Dental/Oral Surgery		Specialty Clinic - On Island		Specialty Clinic - Off Island		Substance Use		Total	
	Service Outcomes	N	%	N	%	N	%	N	%	N	%	N	%	N	%	N	%	N	%
	Seen	246	76%	1228	72%	750	81%	357	77%	125	95%	39	49%	14	42%	0		2759	75%
	Refused & Verified	44	14%	226	13%	14	2%	54	12%	2	2%	3	4%	2	6%	0		345	9%
	Not Produced	32	10%	244	14%	162	17%	54	12%	4	3%	29	37%	13	39%	0		538	15%
	Rescheduled by CHS	3	1%	0	0%	0	0%	0	0%	0	0%	8	10%	1	3%	0		12	0%
	Rescheduled by Hospital	N/A	N/A	N/A	N/A	N/A	N/A	N/A	N/A	N/A	N/A	N/A	N/A	3	9%	N/A	N/A	3	0%
	Total Scheduled Services	325	100%	1698	100%	926	100%	465	100%	131	100%	79	100%	33	100%	0	0%	3657	100%

4	Outcome Metrics	Medical	Nursing	Mental Health	Reentry Services	Dental/Oral Surgery	Specialty Clinic - On Island	Specialty Clinic - Off Island	Substance Use	Total
4.1	Percent completed	89%	86%	83%	88%	97%	53%	48%		85%

5	Unscheduled Services	N
5.1	Sick Call Completed	516

IX. NIC

1	CHS Intakes (New Jail Admission)	n
1.1	Completed CHS Intakes	0
1.2	Average time to completion once known to CHS (hours)	0.0

2	Referrals made to mental health services from Intake	n
2.1	Referrals made to mental health services from Intake	0
2.2	Referrals seen within 72 hours	0
2.3	% seen within 72 hours	0%

3	Scheduled Services	Medical		Nursing		Mental Health		Reentry Services		Dental/Oral Surgery		Specialty Clinic - On Island		Specialty Clinic - Off Island		Substance Use		Total	
	Service Outcomes	N	%	N	%	N	%	N	%	N	%	N	%	N	%	N	%	N	%
	Seen	62	61%	4028	96%	298	80%	55	77%	16	44%	45	56%	28	43%	8	100%	4540	92%
	Refused & Verified	30	30%	148	4%	2	1%	5	7%	14	39%	3	4%	14	22%	0	0%	216	4%
	Not Produced	9	9%	4	0%	71	19%	11	15%	6	17%	17	21%	7	11%	0	0%	125	3%
	Rescheduled by CHS	0	0%	0	0%	1	0%	0	0%	0	0%	15	19%	0	0%	0	0%	16	0%
	Rescheduled by Hospital	N/A	N/A	N/A	N/A	N/A	N/A	N/A	N/A	N/A	N/A	N/A	N/A	16	25%	N/A	N/A	16	0%
	Total Scheduled Services	101	100%	4180	100%	372	100%	71	100%	36	100%	80	100%	65	100%	8	100%	4913	100%

4	Outcome Metrics	Medical	Nursing	Mental Health	Reentry Services	Dental/Oral Surgery	Specialty Clinic - On Island	Specialty Clinic - Off Island	Substance Use	Total
4.1	Percent completed	91%	100%	81%	85%	83%	60%	65%	100%	97%

5	Unscheduled Services	N
5.1	Sick Call Completed	356

XI. RMSC

1	CHS Intakes (New Jail Admission)	n
1.1	Completed CHS Intakes	32
1.2	Average time to completion once known to CHS (hours)	5.5

2	Referrals made to mental health services from Intake	n
2.1	Referrals made to mental health services from Intake	19
2.2	Referrals seen within 72 hours	19
2.3	% seen within 72 hours	100%

3	Scheduled Services	Medical		Nursing		Mental Health		Reentry Services		Dental/Oral Surgery		Specialty Clinic - On Island		Specialty Clinic - Off Island		Substance Use		Total	
	Service Outcomes	N	%	N	%	N	%	N	%	N	%	N	%	N	%	N	%	N	%
	Seen	335	92%	1474	92%	710	94%	191	93%	105	91%	100	85%	1	100%	59	100%	2975	92%
	Refused & Verified	21	6%	74	5%	18	2%	8	4%	8	7%	14	12%	0	0%	0	0%	143	4%
	Not Produced	10	3%	60	4%	26	3%	7	3%	2	2%	3	3%	0	0%	0	0%	108	3%
	Rescheduled by CHS	0	0%	0	0%	5	1%	0	0%	0	0%	0	0%	0	0%	0	0%	5	0%
	Rescheduled by Hospital	N/A	N/A	N/A	N/A	N/A	N/A	N/A	N/A	N/A	N/A	N/A	N/A	0	0%	N/A	N/A	0	0%
	Total Scheduled Services	366	100%	1608	100%	759	100%	206	100%	115	100%	117	100%	1	100%	59	100%	3231	100%

4	Outcome Metrics	Medical	Nursing	Mental Health	Reentry Services	Dental/Oral Surgery	Specialty Clinic - On Island	Specialty Clinic - Off Island	Substance Use	Total
4.1	Percent completed	97%	96%	96%	97%	98%	97%	100%	100%	97%

5	Unscheduled Services	N
5.1	Sick Call Completed	451

Correctional Health Services

XII. RNDC

1	CHS Intakes (New Jail Admission)	n
1.1	Completed CHS Intakes	0
1.2	Average time to completion once known to CHS (hours)	0.0

2	Referrals made to mental health services from Intake	n
2.1	Referrals made to mental health services from Intake	0
2.2	Referrals seen within 72 hours	0
2.3	% seen within 72 hours	0%

3	Scheduled Services	Medical		Nursing		Mental Health		Reentry Services		Dental/Oral Surgery		Specialty Clinic - On Island		Specialty Clinic - Off Island		Substance Use		Total	
	Service Outcomes	N	%	N	%	N	%	N	%	N	%	N	%	N	%	N	%	N	%
	Seen	152	75%	598	91%	562	70%	161	91%	125	95%	59	77%	7	33%	80	100%	1744	81%
	Refused & Verified	35	17%	11	2%	59	7%	11	6%	7	5%	6	8%	7	33%	0	0%	136	6%
	Not Produced	15	7%	45	7%	165	21%	5	3%	0	0%	11	14%	5	24%	0	0%	246	11%
	Rescheduled by CHS	0	0%	0	0%	12	2%	0	0%	0	0%	1	1%	0	0%	0	0%	13	1%
	Rescheduled by Hospital	N/A	N/A	N/A	N/A	N/A	N/A	N/A	N/A	N/A	N/A	N/A	N/A	2	10%	N/A	N/A	2	0%
	Total Scheduled Services	202	100%	654	100%	798	100%	177	100%	132	100%	77	100%	21	100%	80	100%	2141	100%

4	Outcome Metrics	Medical	Nursing	Mental Health	Reentry Services	Dental/Oral Surgery	Specialty Clinic - On Island	Specialty Clinic - Off Island	Substance Use	Total
4.1	Percent completed	93%	93%	78%	97%	100%	84%	67%	100%	88%

5	Unscheduled Services	N
5.1	Sick Call Completed	296

Correctional Health Services

XIII. VCBC

1	CHS Intakes (New Jail Admission)	n
1.1	Completed CHS Intakes	0
1.2	Average time to completion once known to CHS (hours)	0.0

2	Referrals made to mental health services from Intake	n
2.1	Referrals made to mental health services from Intake	0
2.2	Referrals seen within 72 hours	0
2.3	% seen within 72 hours	0%

3	Scheduled Services	Medical		Nursing		Mental Health		Reentry Services		Dental/Oral Surgery		Specialty Clinic - On Island		Specialty Clinic - Off Island		Substance Use		Total	
	Service Outcomes	N	%	N	%	N	%	N	%	N	%	N	%	N	%	N	%	N	%
	Seen	115	70%	457	91%	392	84%	63	77%	126	95%	32	58%	18	51%	1	50%	1204	84%
	Refused & Verified	21	13%	16	3%	1	0%	6	7%	1	1%	2	4%	6	17%	0	0%	53	4%
	Not Produced	27	16%	29	6%	56	12%	13	16%	6	5%	19	35%	7	20%	0	0%	157	11%
	Rescheduled by CHS	1	1%	0	0%	16	3%	0	0%	0	0%	2	4%	0	0%	1	50%	20	1%
	Rescheduled by Hospital	N/A	N/A	N/A	N/A	N/A	N/A	N/A	N/A	N/A	N/A	N/A	N/A	4	11%	N/A	N/A	4	0%
	Total Scheduled Services	164	100%	502	100%	465	100%	82	100%	133	100%	55	100%	35	100%	2	100%	1438	100%

4	Outcome Metrics	Medical	Nursing	Mental Health	Reentry Services	Dental/Oral Surgery	Specialty Clinic - On Island	Specialty Clinic - Off Island	Substance Use	Total
4.1	Percent completed	83%	94%	85%	84%	95%	62%	69%	50%	87%

5	Unscheduled Services	N
5.1	Sick Call Completed	418

XIV. WF

1	CHS Intakes (New Jail Admission)	n
1.1	Completed CHS Intakes	1
1.2	Average time to completion once known to CHS (hours)	15.6

2	Referrals made to mental health services from Intake	n
2.1	Referrals made to mental health services from Intake	1
2.2	Referrals seen within 72 hours	1
2.3	% seen within 72 hours	100%

3	Scheduled Services	Medical		Nursing		Mental Health		Reentry Services		Dental/Oral Surgery		Specialty Clinic - On Island		Specialty Clinic - Off Island		Substance Use		Total	
	Service Outcomes	N	%	N	%	N	%	N	%	N	%	N	%	N	%	N	%	N	%
	Seen	135	85%	1224	84%	108	84%	29	63%	0		3	75%	4	57%	5	100%	1508	83%
	Refused & Verified	24	15%	221	15%	3	2%	5	11%	0		0	0%	1	14%	0	0%	254	14%
	Not Produced	0	0%	14	1%	16	13%	12	26%	0		1	25%	1	14%	0	0%	44	2%
	Rescheduled by CHS	0	0%	0	0%	1	1%	0	0%	0		0	0%	0	0%	0	0%	1	0%
	Rescheduled by Hospital	N/A	N/A	N/A	N/A	N/A	N/A	N/A	N/A	N/A	N/A	N/A	N/A	1	14%	N/A	N/A	1	0%
	Total Scheduled Services	159	100%	1459	100%	128	100%	46	100%	0	0%	4	100%	7	100%	5	100%	1808	100%

4	Outcome Metrics	Medical	Nursing	Mental Health	Reentry Services	Dental/Oral Surgery	Specialty Clinic - On Island	Specialty Clinic - Off Island	Substance Use	Total
4.1	Percent completed	100%	99%	87%	74%		75%	71%	100%	97%

5	Unscheduled Services	N
5.1	Sick Call Completed	146



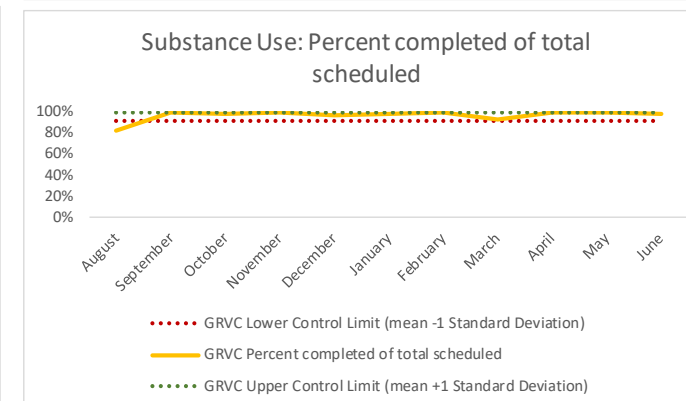
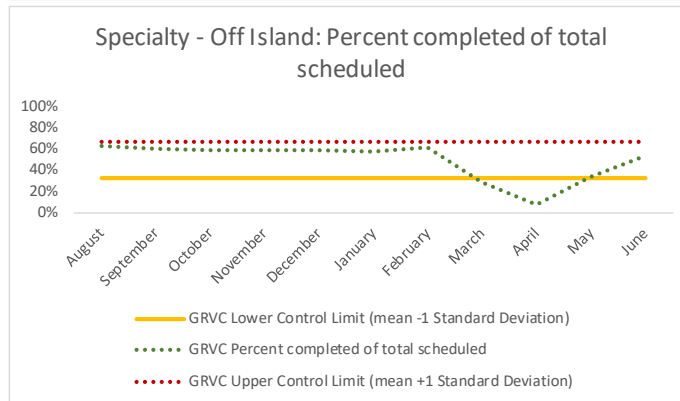
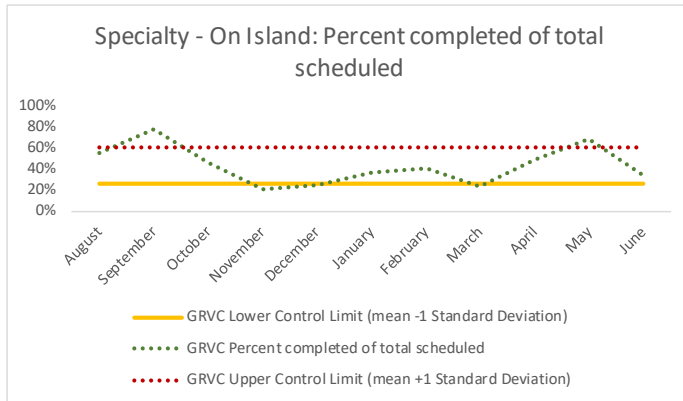
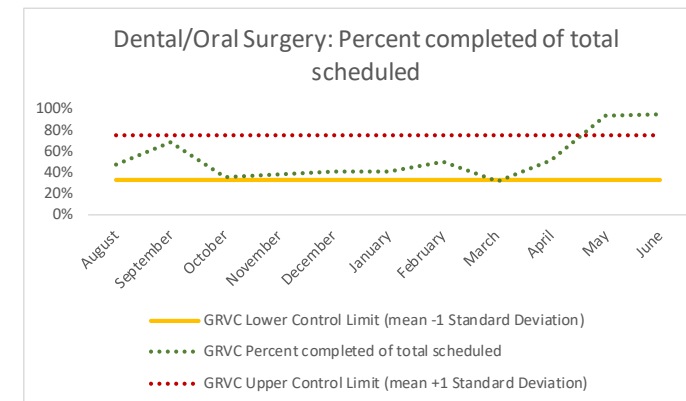
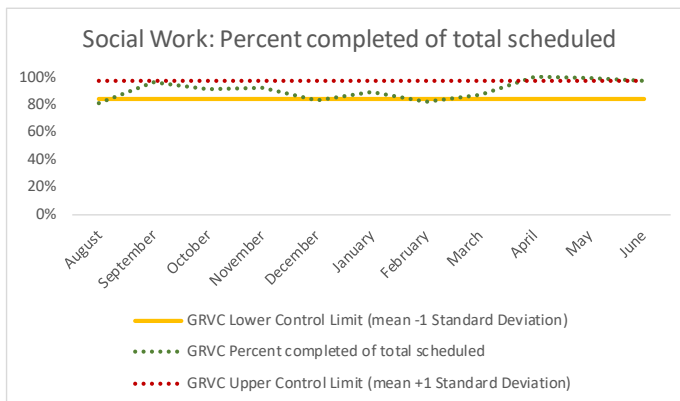
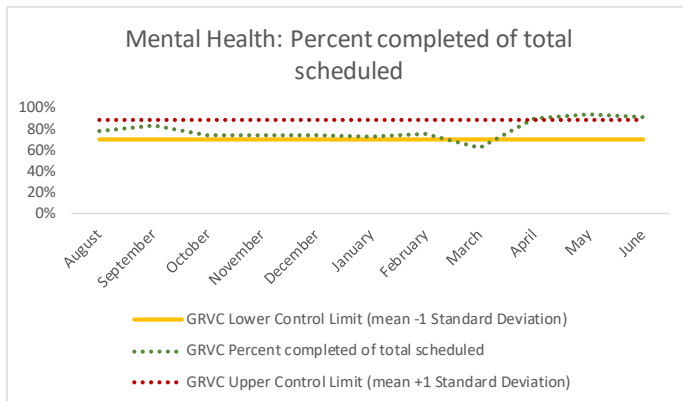
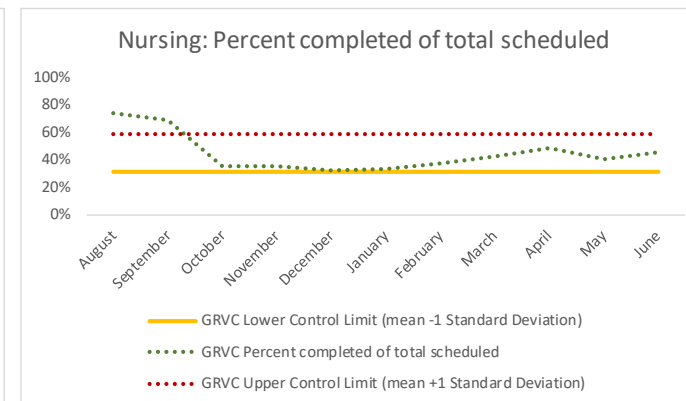
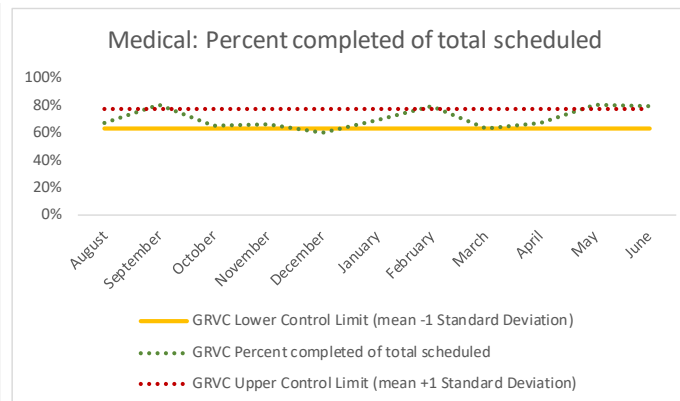
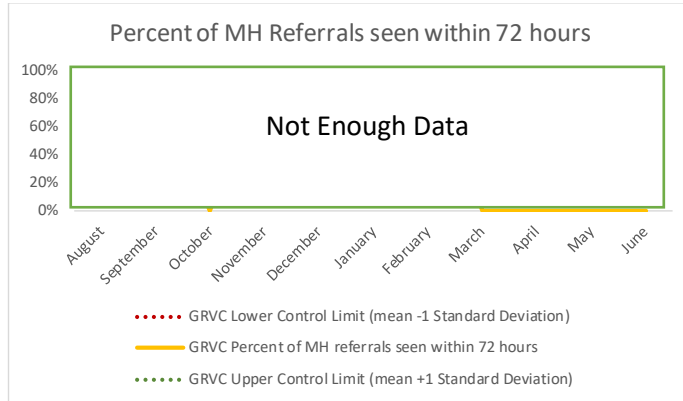
Correctional Health Services

I. Table of Contents

Contents

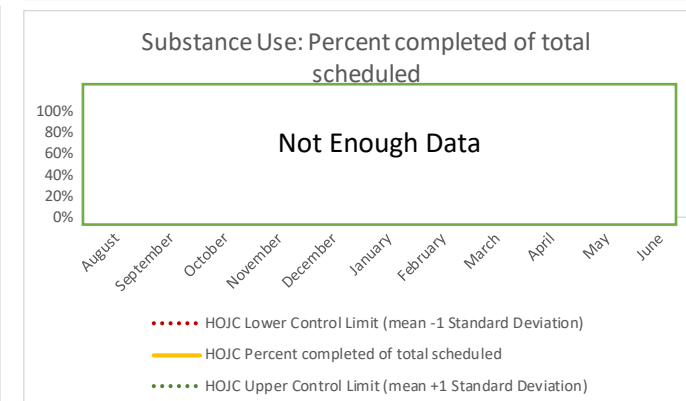
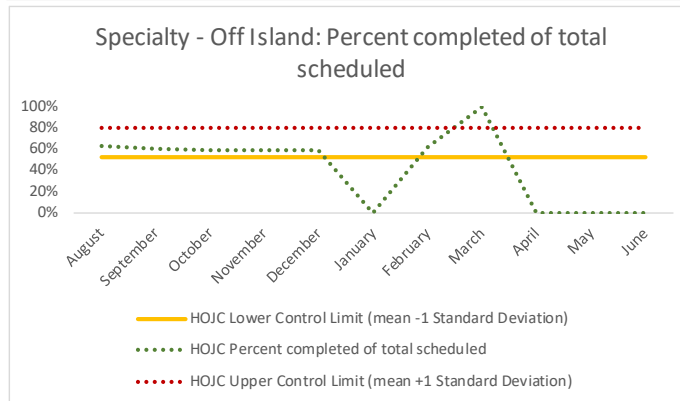
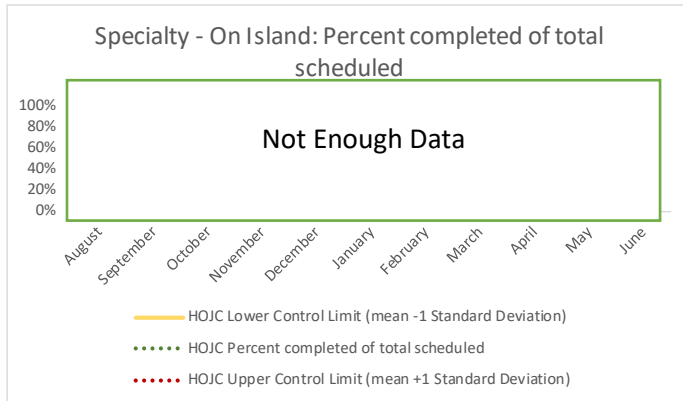
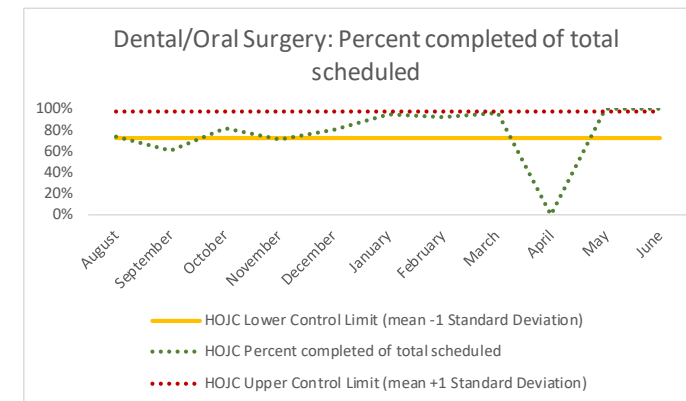
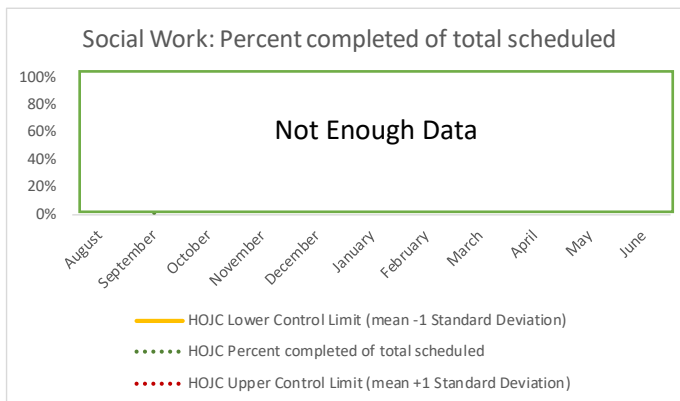
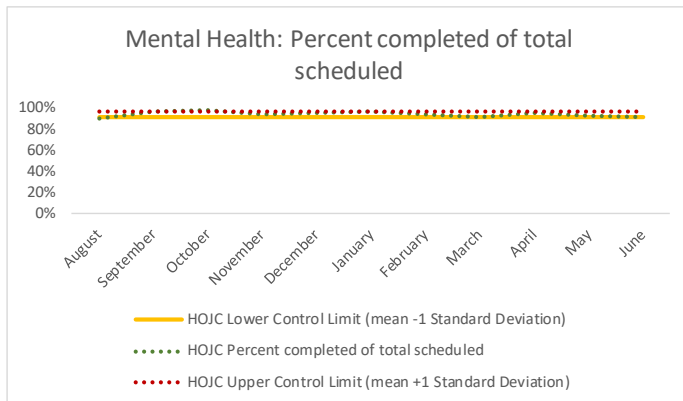
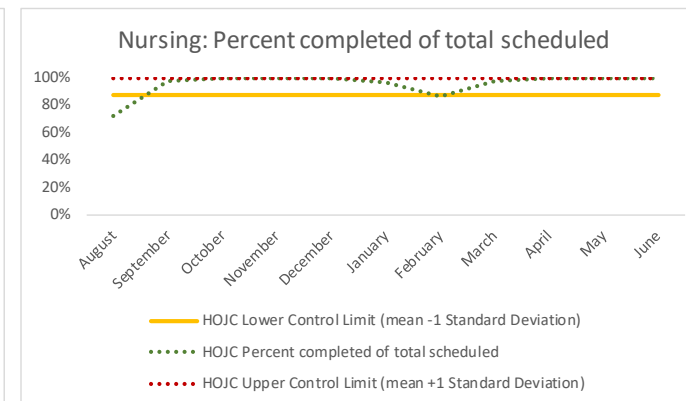
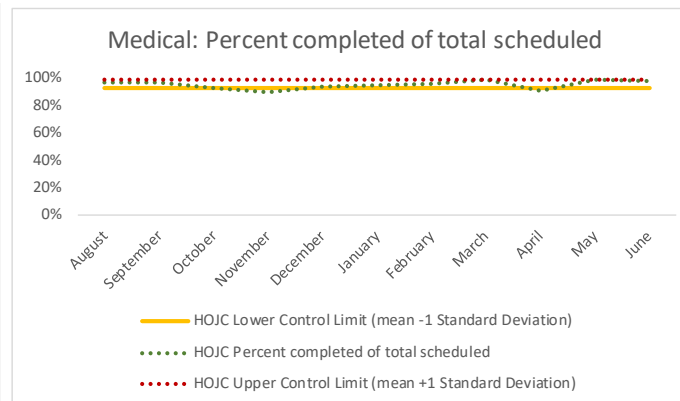
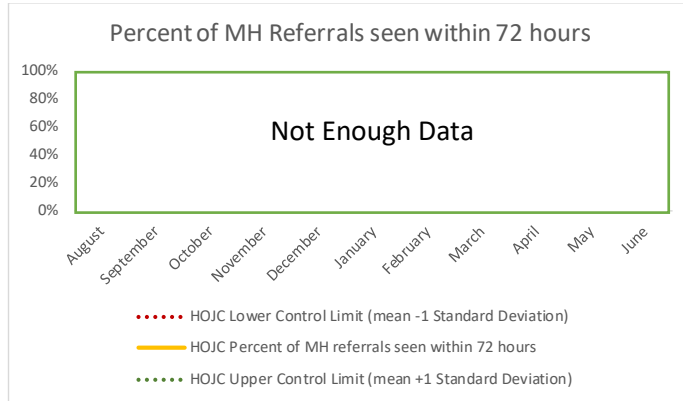
I. Table of Contents.....	2
II. AMKC.....	3
III. EMTC.....	4
IV. GRVC.....	5
V. HOJC.....	6
VI. MDC.....	7
VII. NIC.....	8
VIII. OBCC.....	9
IX. RMSC.....	10
X. RNDC.....	11
XI. VCBC.....	12
XII. WF.....	13

IV. GRVC



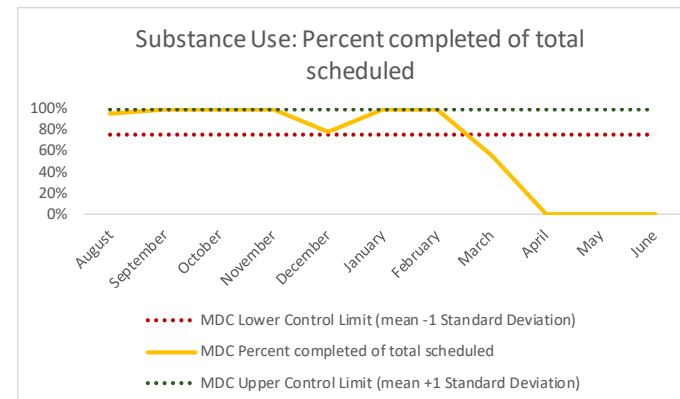
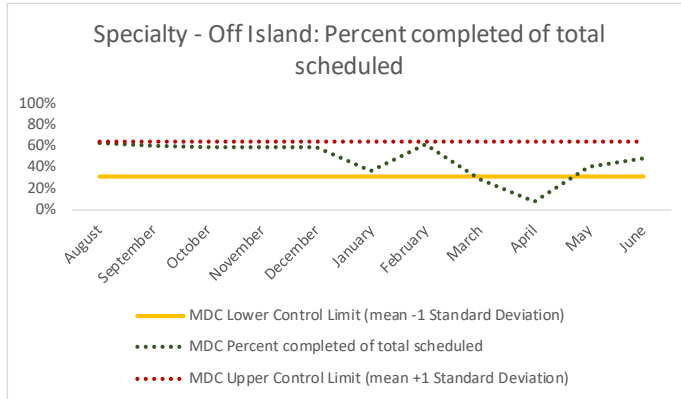
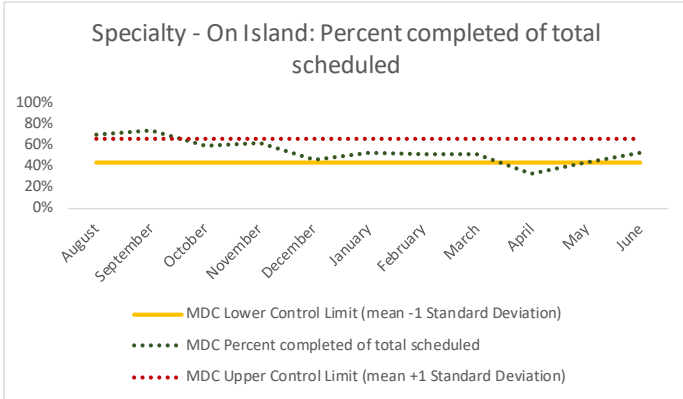
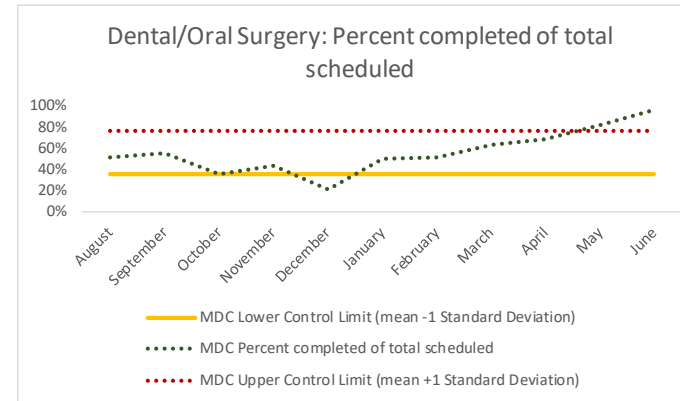
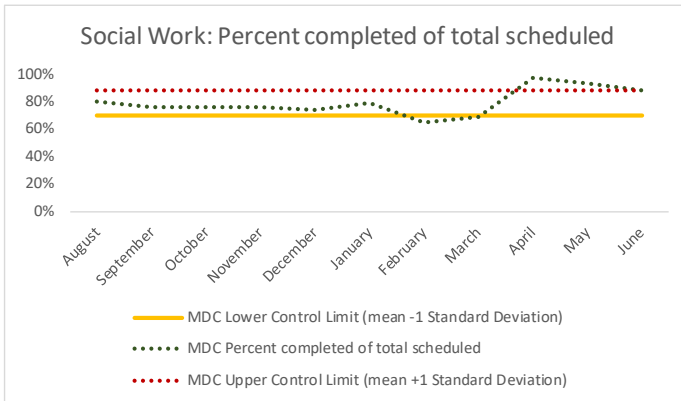
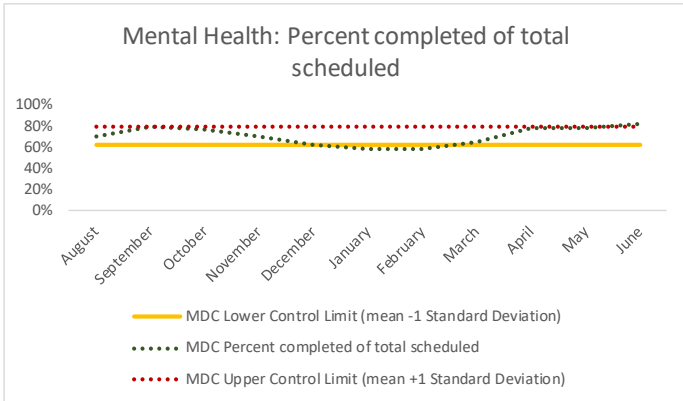
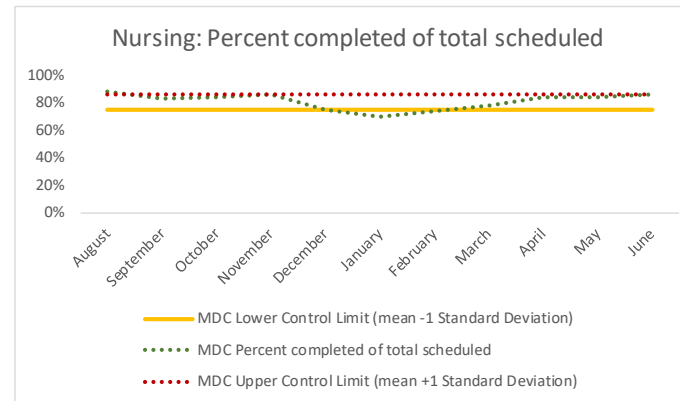
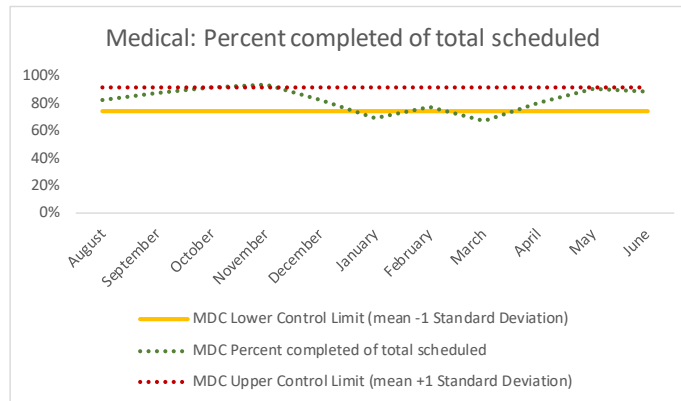
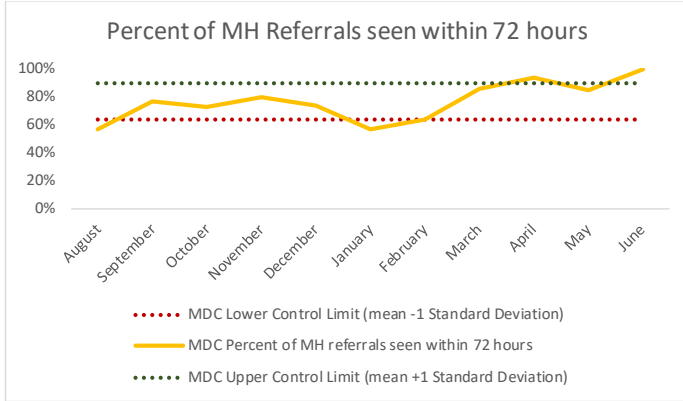
Correctional Health Services

V. HOJC



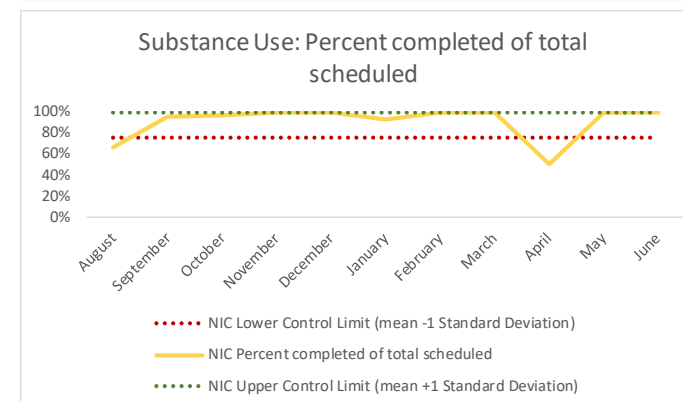
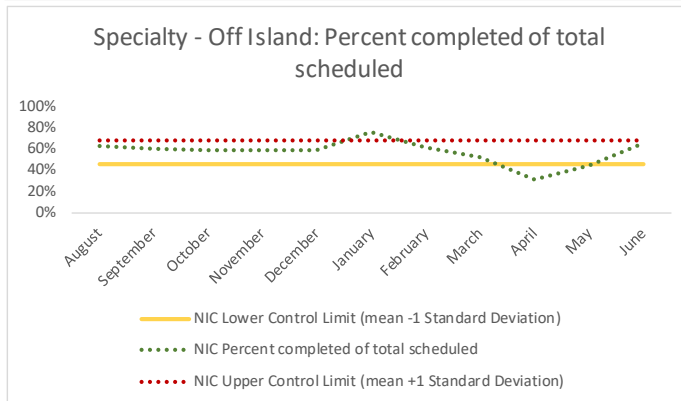
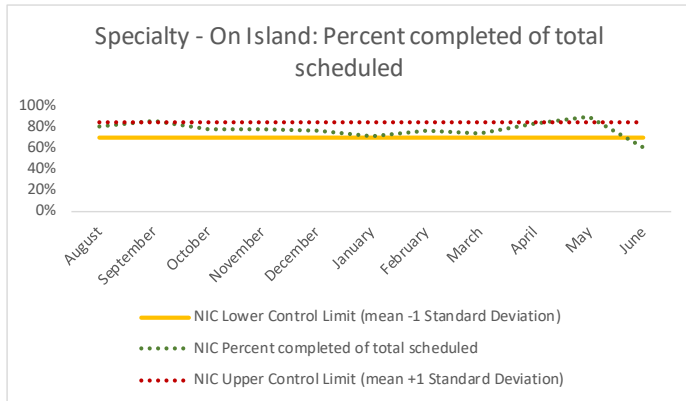
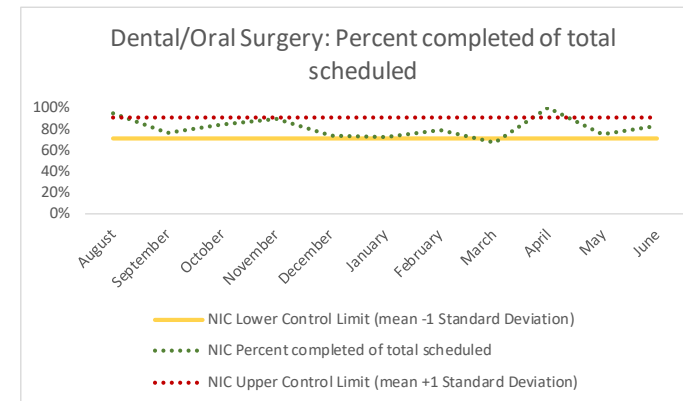
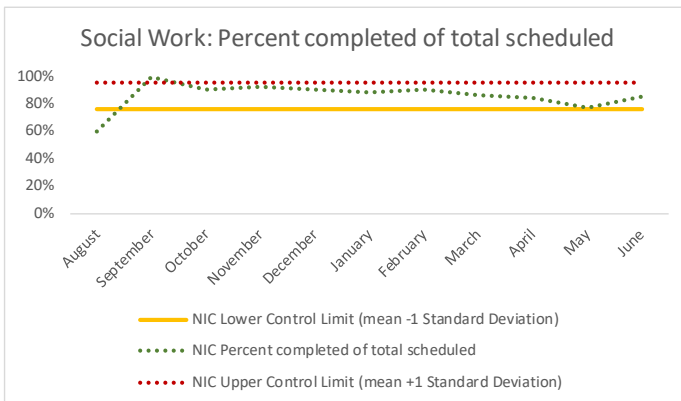
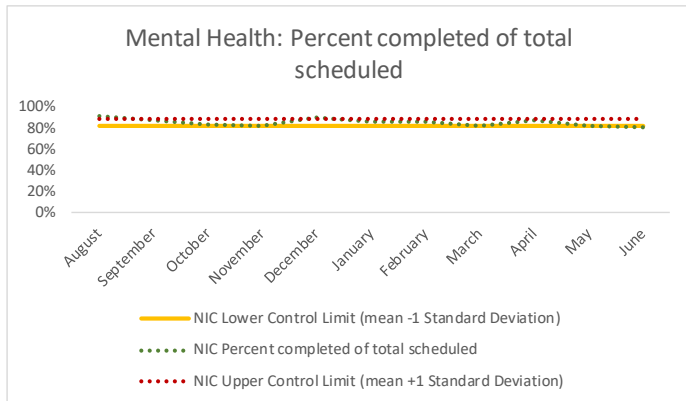
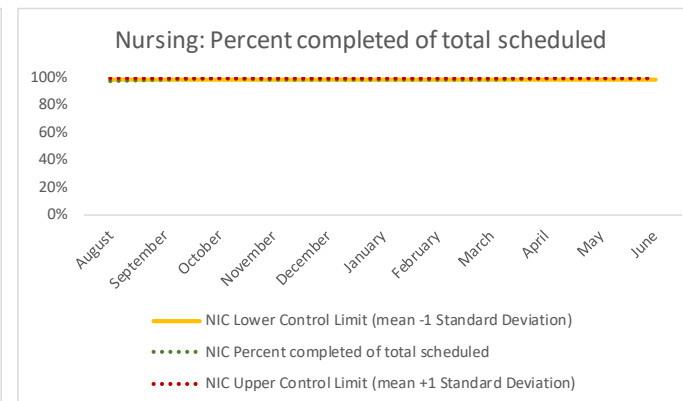
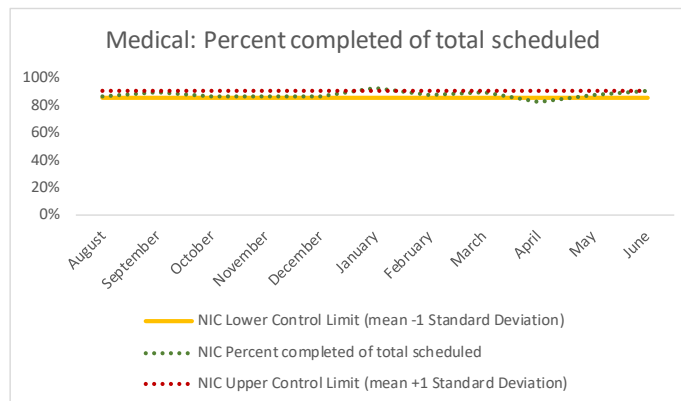
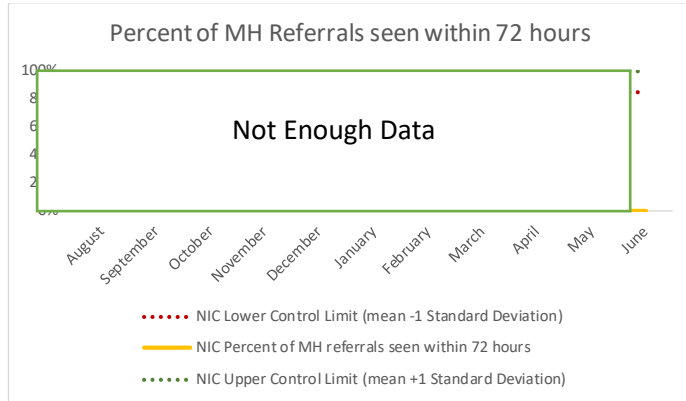
Correctional Health Services

VI. MDC



Correctional Health Services

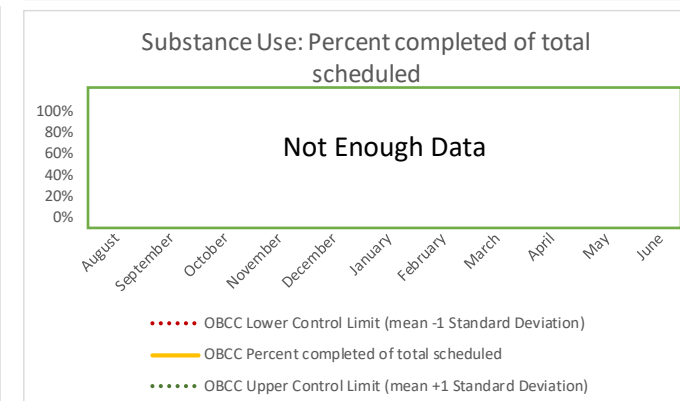
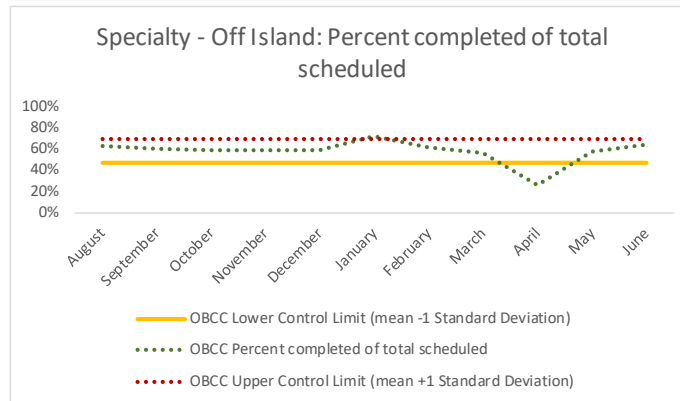
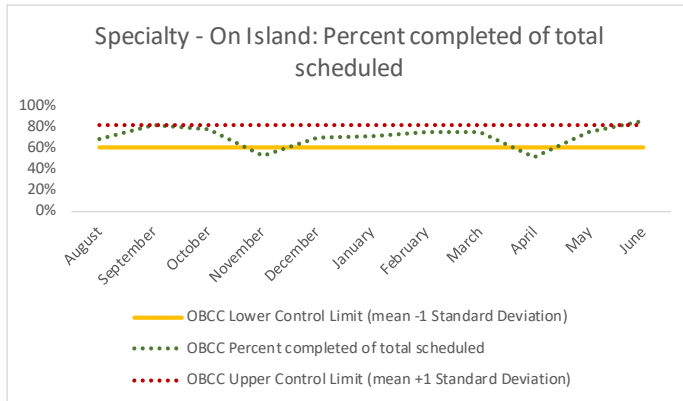
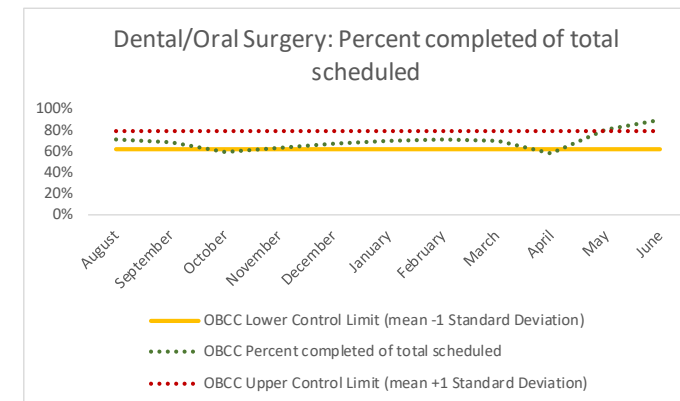
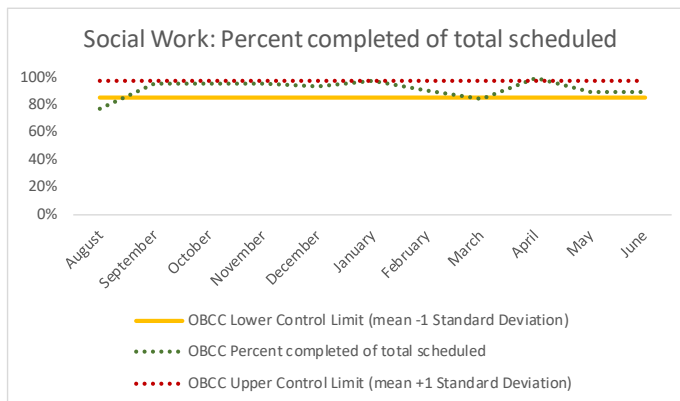
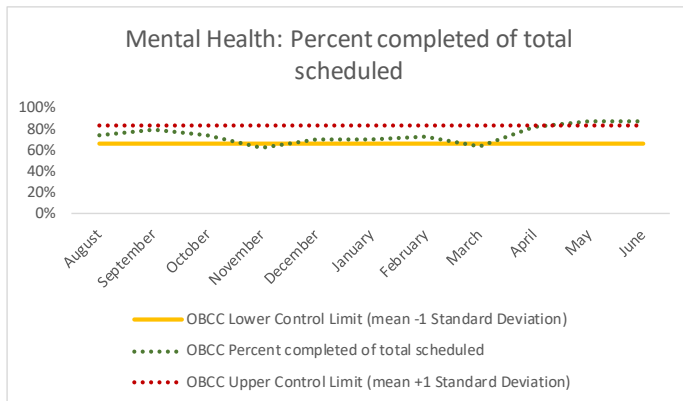
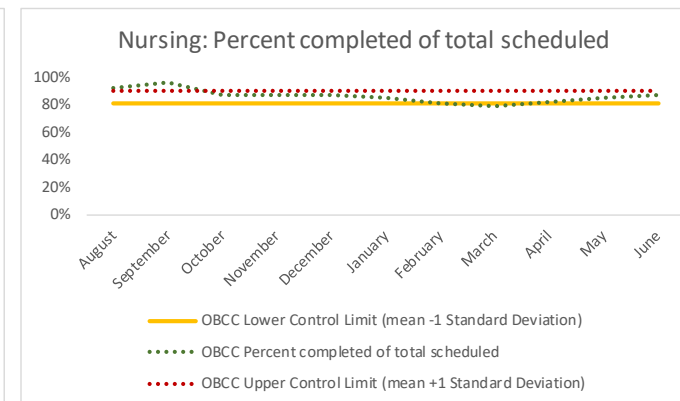
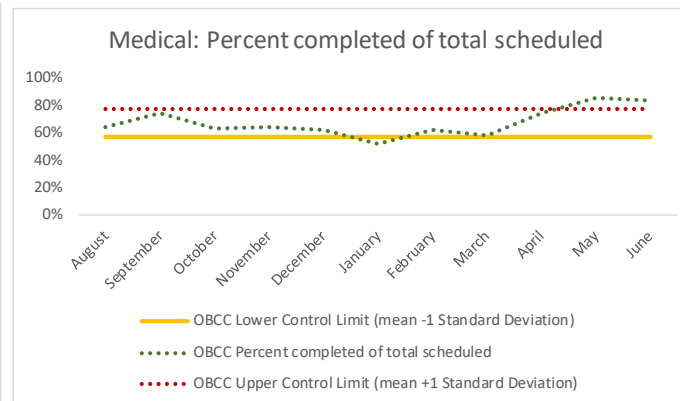
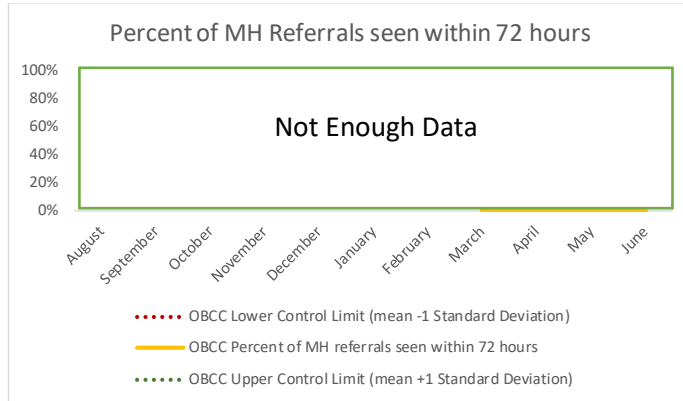
VII. NIC



VIII.

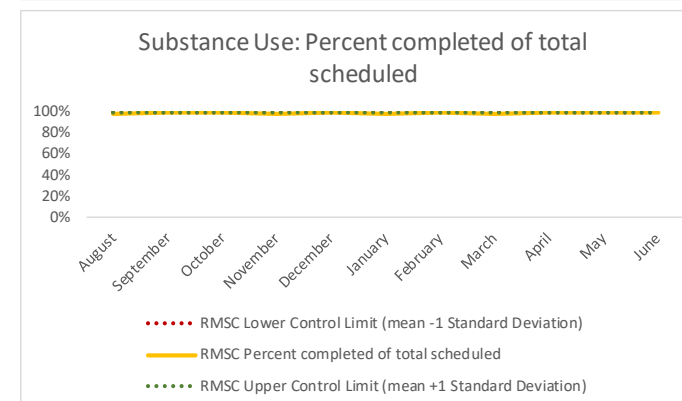
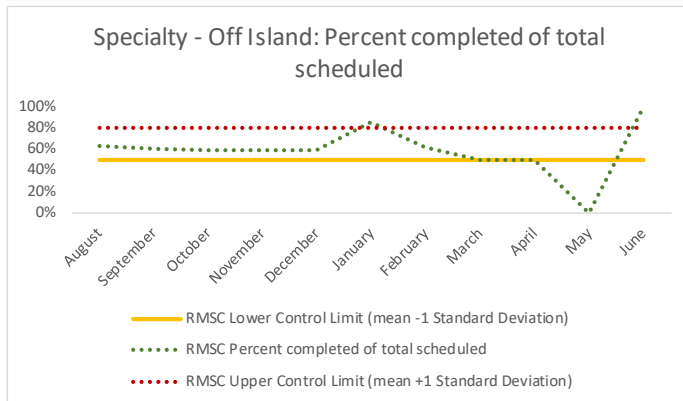
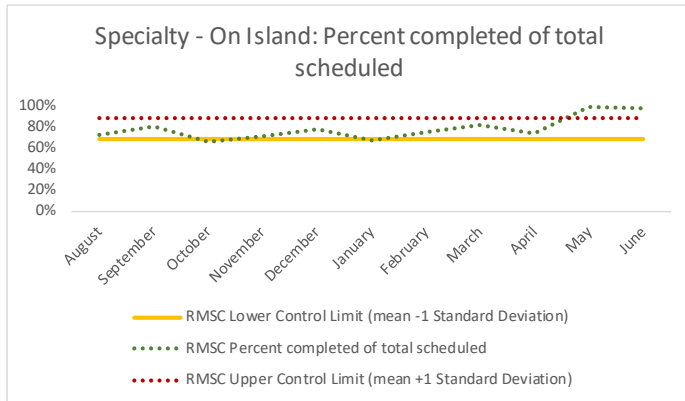
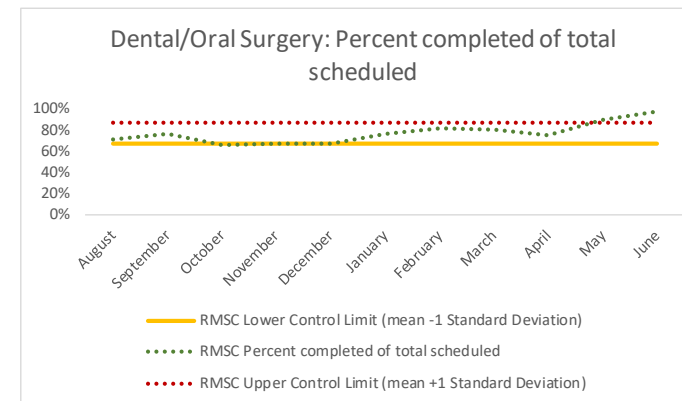
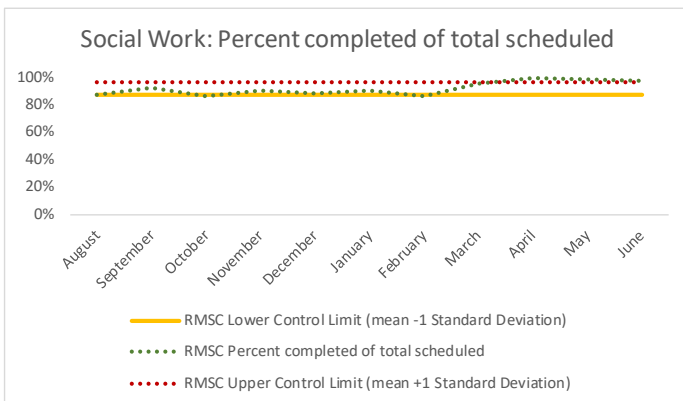
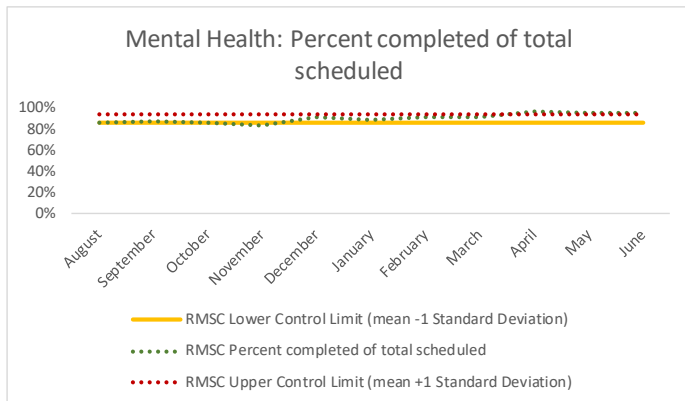
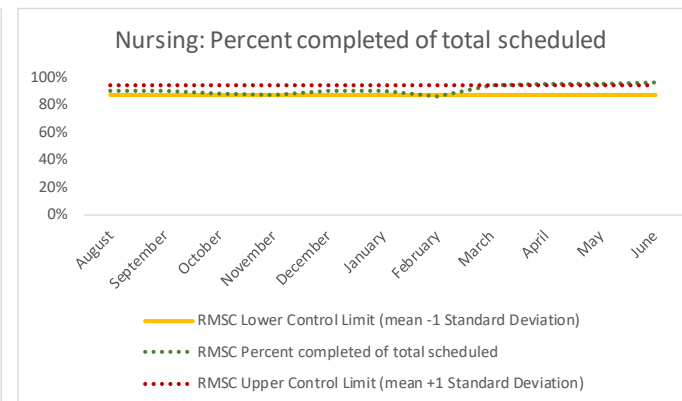
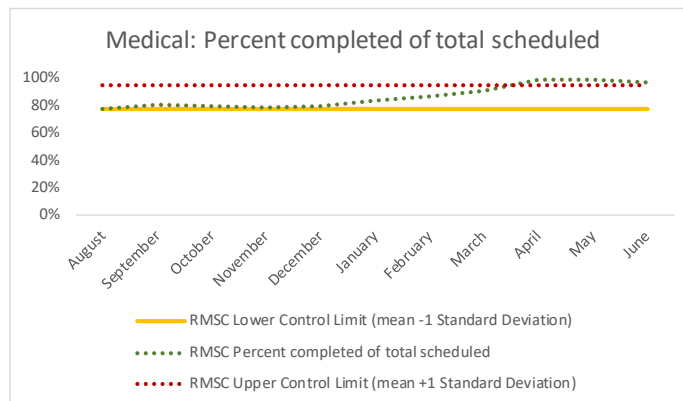
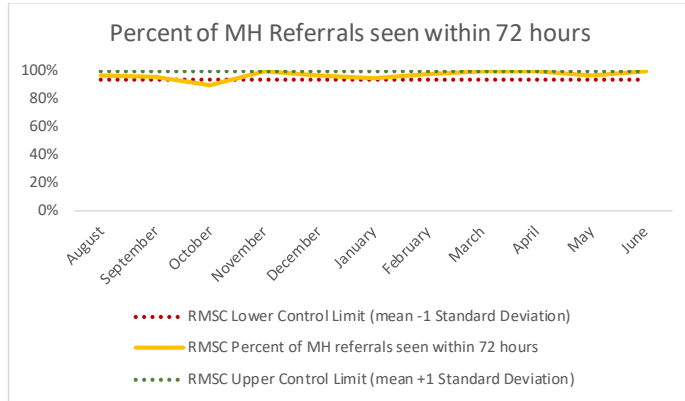
Correctional Health Services

IX. OBCC

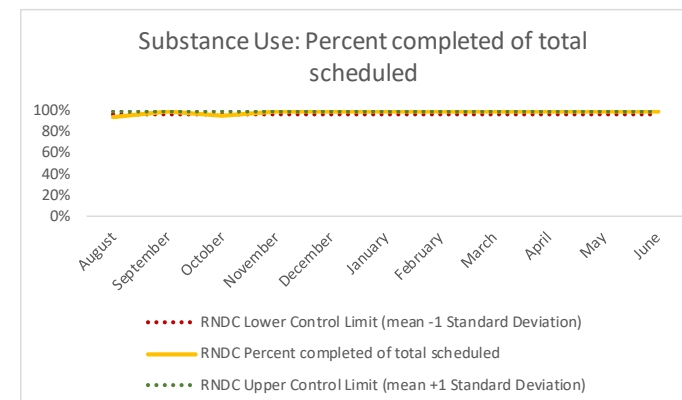
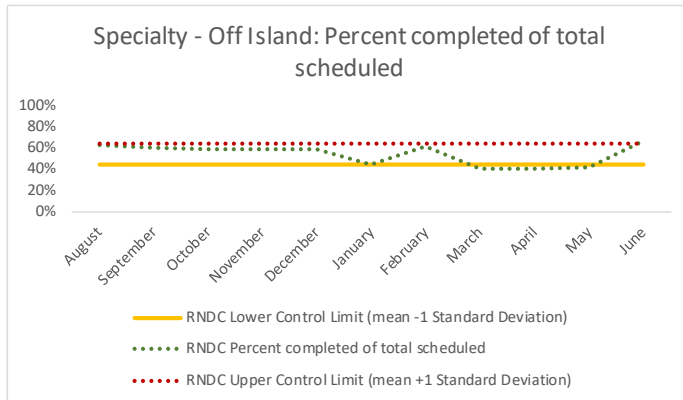
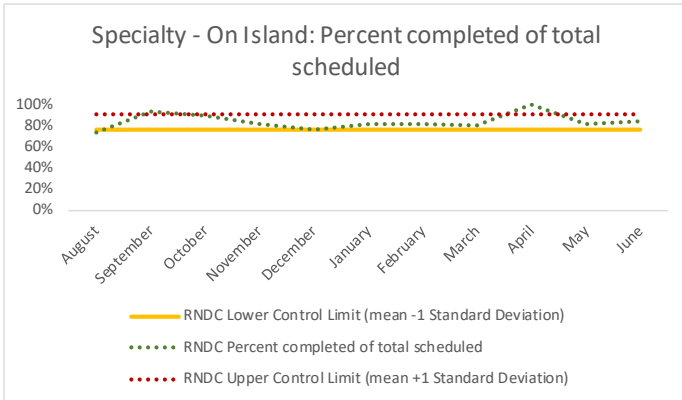
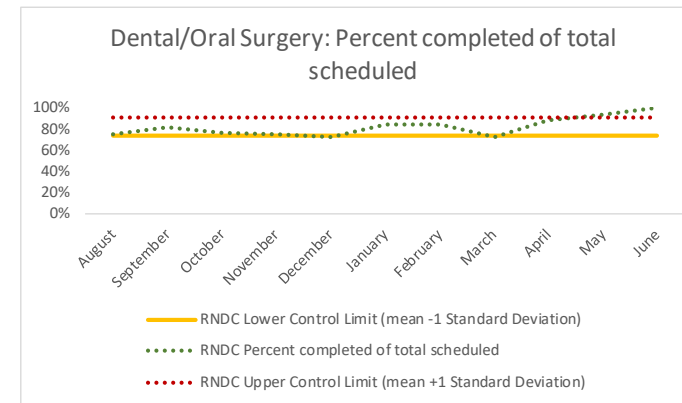
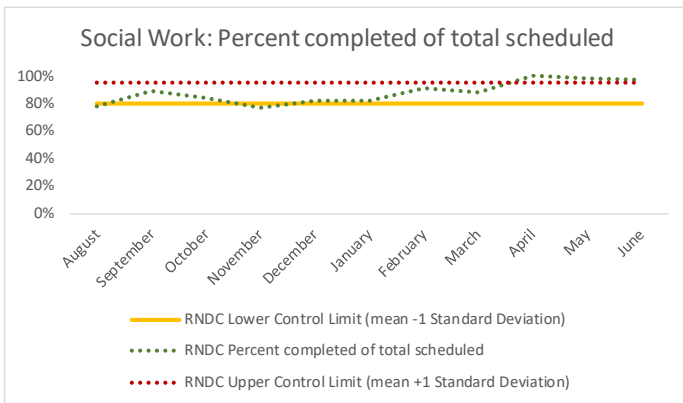
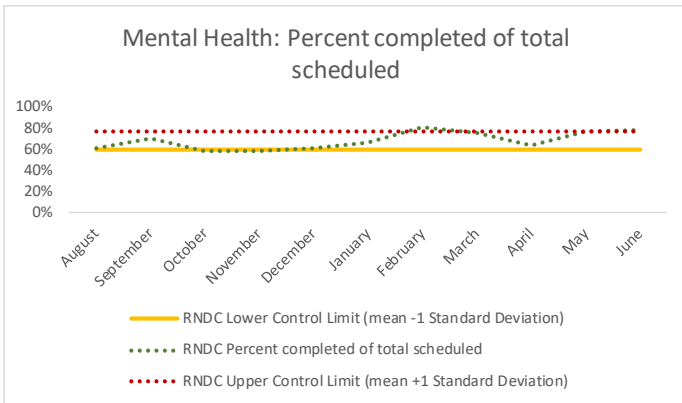
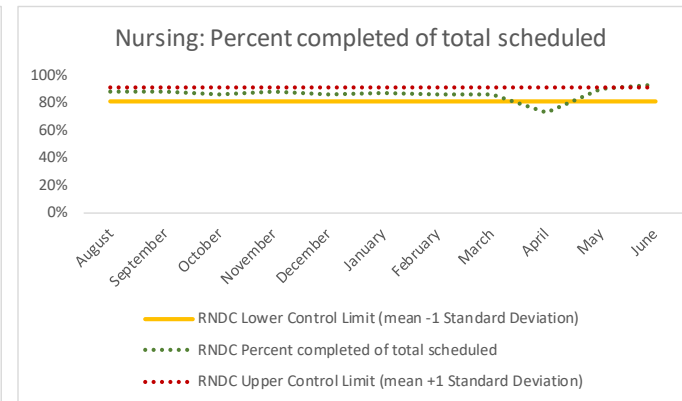
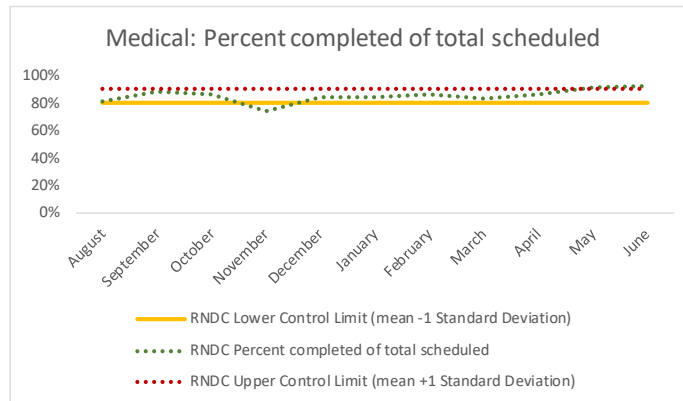
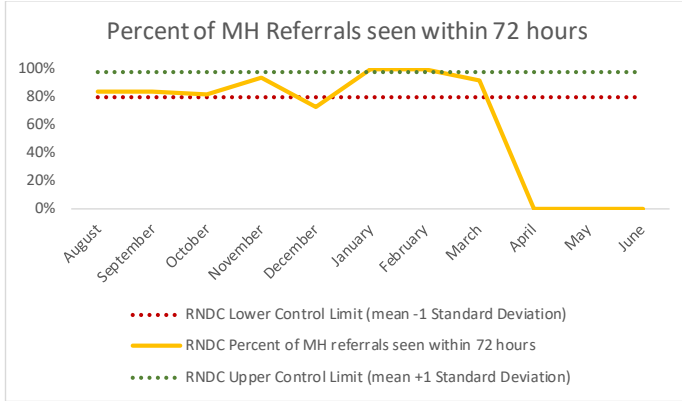


Correctional Health Services

X. RMSC

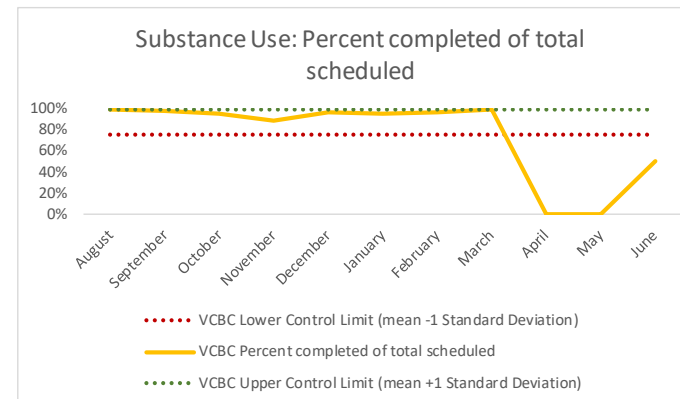
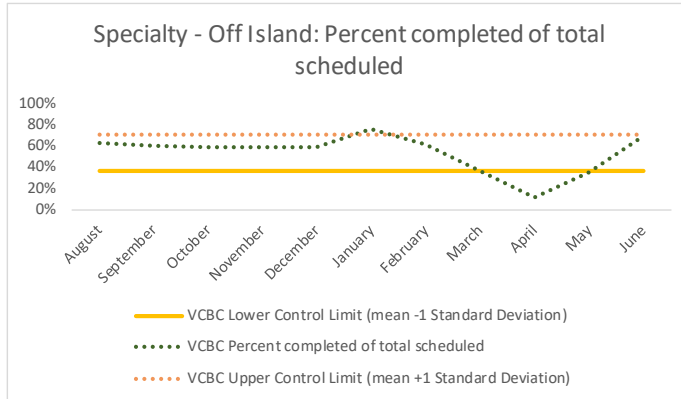
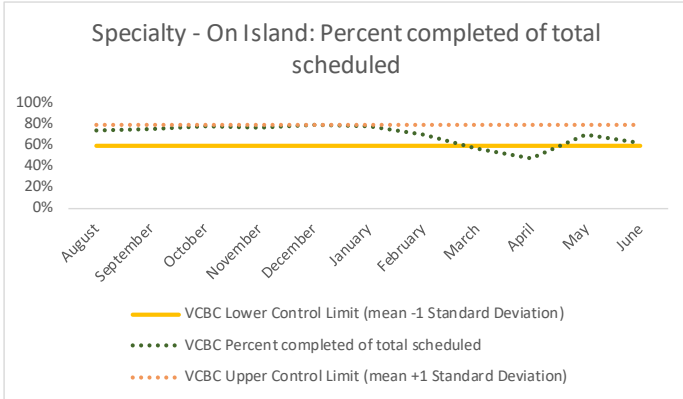
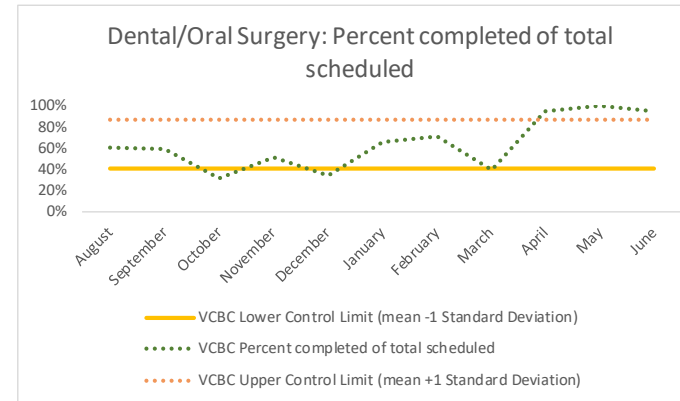
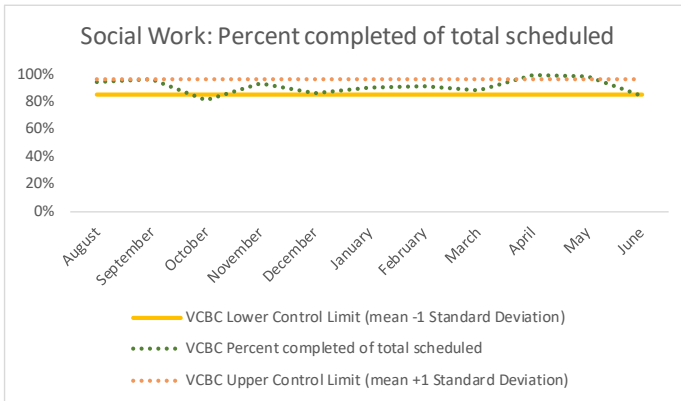
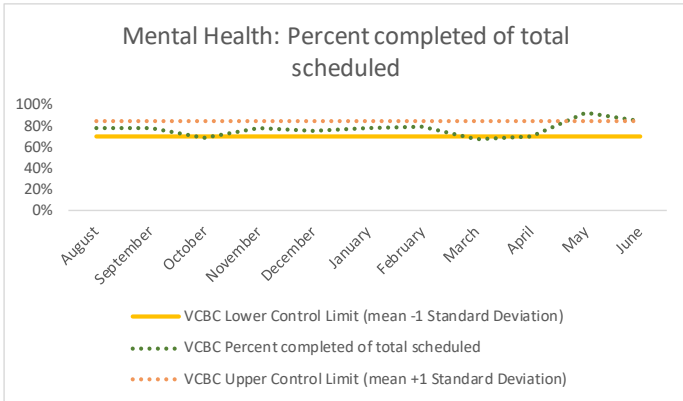
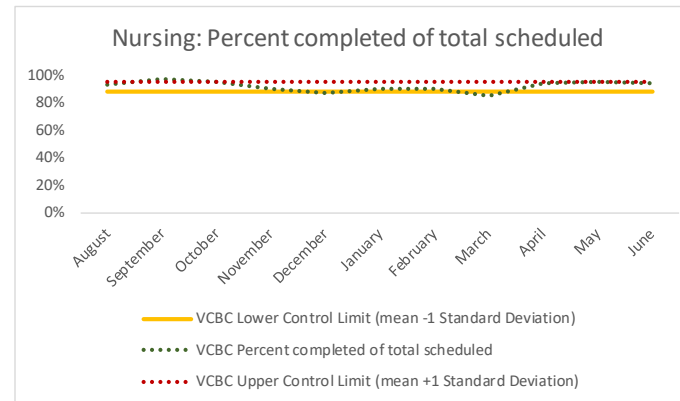
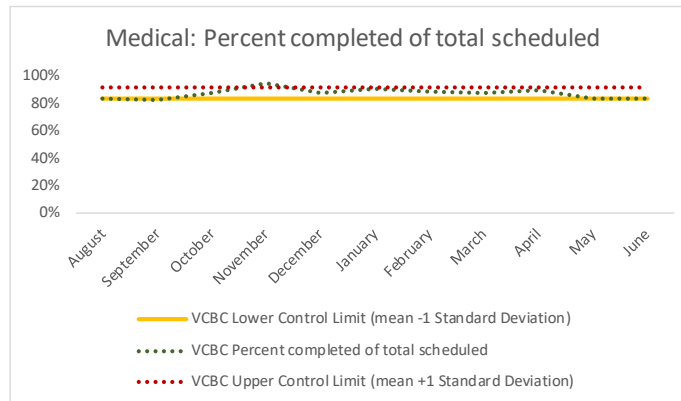
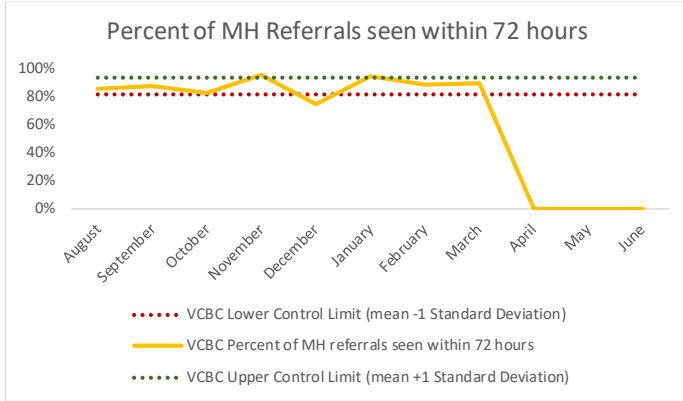


XI. RNDC



Correctional Health Services

XII. VCBC



Correctional Health Services

XIII. WF

