

Local Law 58: CY 2019 Quarter 4 (October - December)

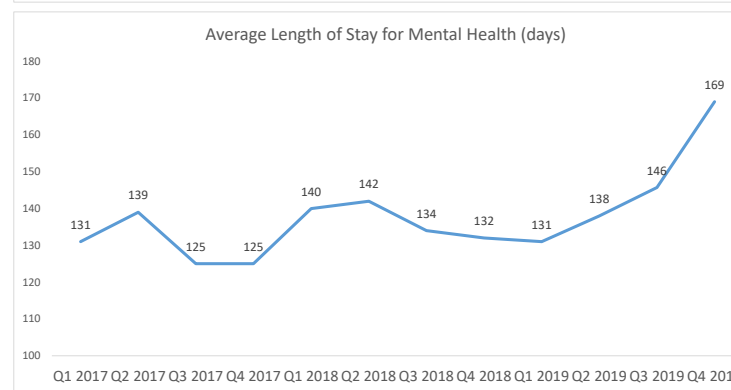
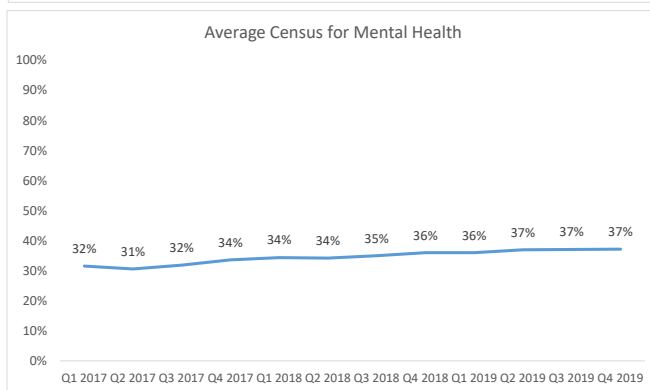
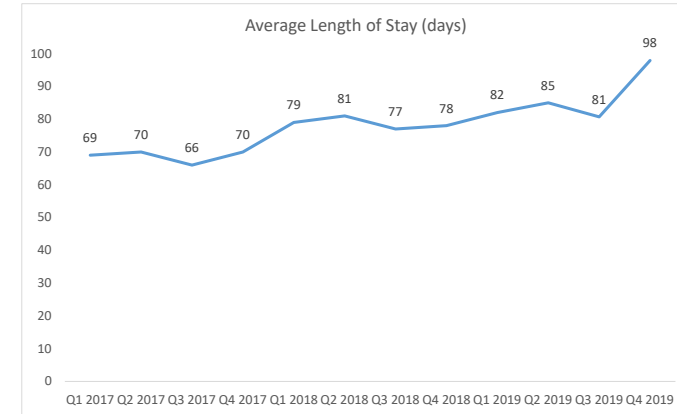
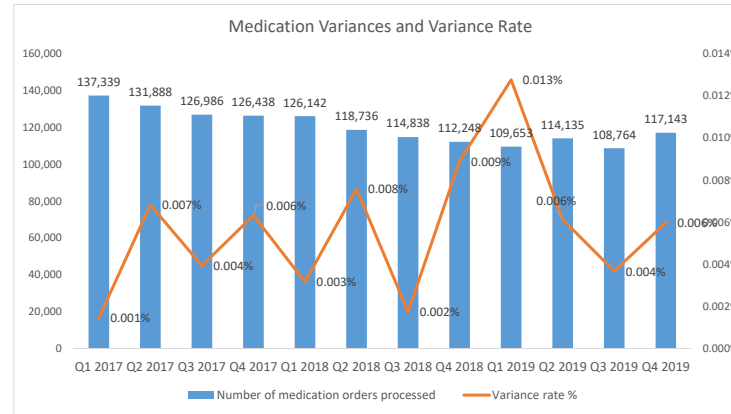
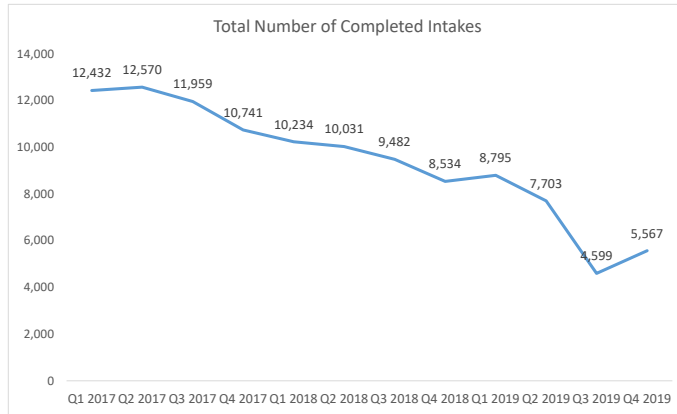
Version: 3/4/2020

Correctional Health Services

Metric	Description	Q1 2017	Q2 2017	Q3 2017	Q4 2017	Q1 2018	Q2 2018	Q3 2018	Q4 2018	Q1 2019	Q2 2019	Q3 2019	Q4 2019
Intake	Total number of completed intakes	12,432	12,570	11,959	10,741	10,234	10,031	9,482	8,534	8,795	7,703	4,599 ²	5,567
Patient Safety	Number of medication variances	2	9	5	8	4	9	2	10	14	7	4	7
	Number of medication orders processed	137,339	131,888	126,986	126,438	126,142	118,736	114,838	112,248	109,653	114,135	108,764	117,143
	Variance rate %	0.001%	0.007%	0.004%	0.006%	0.003%	0.008%	0.002%	0.009%	0.013%	0.006%	0.004%	0.006%
Preventable Hospitalizations and Preventable Errors in Medical Care ¹	Unaddressed recommendations from preceding hospitalization resulting in current hospitalization/ Any patient with >= 2 hospitalizations within 30 days of one another	0/18=0%	0/8=0%	0/12=0%	1/6=17%	0/12=0%	1/11=9%	0/18=0%	1/5=20%	0/12=0%	1/9=11%	0/6=0%	0/5=0%
Follow-Up	Average length of stay (days)	69	70	66	70	79	81	77	78	82	85	81	98
	% of census receiving mental health services	32%	31%	32%	34%	34%	34%	35%	36%	36%	37%	37%	37%
	Average length of stay for mental health (days)	131	139	125	125	140	142	134	132	131	138	146	169
	Utilization trending	See below for trends											

¹Denominator only includes patients for whom the current hospitalization occurs in the reporting quarter. Any patient whose current hospitalization occurred in a different quarter than the preceding (but still within 30 days) will be counted in the quarter of the current hospitalization.

²Data for July '19 are excluded from Q3 2019 due to transitioning to new electronic health record.



Local Law 58: CY 2019 Quarter 4 – Access Reports (October - December)

Version: 2/26/2020

I. Data Dictionary

1	CHS Intakes (New Jail Admissions)	Definition
1.1	Completed CHS Intakes	Number of new jail admission intake encounters completed by CHS providers
1.2	Average time to completion once known to CHS (hours)	Number of hours between check-in by DOC and check-out by CHS for completed intake encounters (1.1)

2	Referrals made to mental health service	Definition
2.1	Referrals made to mental health service	All book and cases with an initial referral to mental health in reporting month. Facility-specific reports reference the housing facility at the time of the mental health referral was made.
2.2	Referrals seen within 72 hours	For all book and cases where an initial referral to mental health occurs in reporting month (2.1), total number of book and cases who had a mental health intake or psychiatric assessment where encounter date was <=72 hours from referral date.
2.3	Percent seen within 72 hours	2.2 divided by 2.1

3	Scheduled services by discipline with outcomes	Definition
		-Shows direct, scheduled service encounters, total overall and by discipline, and disaggregates by outcome category recorded (N, %). Excludes encounters scheduled for discharged patients. -Specialty Clinic-On-Island encounters are for the following specialties: Audiology, Cardiology, Dermatology, Dialysis, ENT, Gynecology, Hand Specialist, ID Specialist, Nephrology, Neurology, Optometry, Orthopedic, Podiatry, Post Partum, Pre-Natal, Rehab Physical Therapy, Reproduction, Surgery -Specialty Clinic-Off-Island encounters are for the following specialties: Audiology, Breast, Cardiology, Cardiovascular, Chest, Dermatology, Endocrinology, ENT, Gastroenterology, General Surgery, Gynecology, Hand, Hematology, ID/Virology, Neurosurgery, Oncology, Ophthalmology, Oral Surgery, Orthopedic, Pain Management, Plastic Surgery, Podiatry, Renal, Rheumatology, Trauma, Urology, Vascular

4	Outcome Metrics	Definition
4.1	Percent completed	Sum of scheduled service outcomes "Seen" and "Refused & Verified" divided by "Total Scheduled Services"

5	Unscheduled Services	Definition
5.1	Sick call completed	Number of sick call encounters completed by CHS

II. October 2019

1	CHS Intakes (New Jail Admission)	n
1.1	Completed CHS Intakes	2312
1.2	Average time to completion once known to CHS (hours)	5.6

2	Referrals made to mental health services	n
2.1	Referrals made to mental health services	553
2.2	Referrals seen within 72 hours	449
2.3	% seen within 72 hours	81%

	Scheduled Services	Medical		Nursing		Mental Health		Reentry Services		Dental/Oral Surgery		Specialty Clinic - On Island		Specialty Clinic - Off Island		Substance Use		Total	
		N	%	N	%	N	%	N	%	N	%	N	%	N	%	N	%	N	%
3	Service Outcomes																		
	Seen	3026	61%	19330	76%	11568	70%	4476	81%	692	36%	1635	55%	242	35%	2580	95%	43549	72%
	Refused & Verified	863	17%	1200	5%	768	5%	216	4%	414	21%	440	15%	169	24%	2	0%	4072	7%
	Not Produced	1000	20%	4986	20%	3867	23%	812	15%	820	42%	883	30%	261	37%	121	4%	12750	21%
	Rescheduled by CHS	86	2%	18	0%	333	2%	8	0%	12	1%	16	1%	25	4%	3	0%	501	1%
	Rescheduled by Hospital	N/A	N/A	N/A	N/A	N/A	N/A	N/A	N/A	N/A	N/A	N/A	N/A	1	0%	N/A	N/A	1	0%
	Total Scheduled Services	4975	100%	25534	100%	16536	100%	5512	100%	1938	100%	2974	100%	698	100%	2706	100%	60873	100%

4	Outcome Metrics	Medical	Nursing	Mental Health	Reentry Services	Dental/Oral Surgery	Specialty Clinic - On Island	Specialty Clinic - Off Island	Substance Use	Total
4.1	Percent completed	78%	80%	75%	85%	57%	70%	59%	95%	78%

5	Unscheduled Services	N
5.1	Sick Call Completed	9021

III. November 2019

1	CHS Intakes (New Jail Admission)	n
1.1	Completed CHS Intakes	1863
1.2	Average time to completion once known to CHS (hours)	5.4

2	Referrals made to mental health services from Intake	n
2.1	Referrals made to mental health services from Intake	445
2.2	Referrals seen within 72 hours	401
2.3	% seen within 72 hours	90%

	Scheduled Services	Medical		Nursing		Mental Health		Reentry Services		Dental/Oral Surgery		Specialty Clinic - On Island		Specialty Clinic - Off Island		Substance Use		Total	
		N	%	N	%	N	%	N	%	N	%	N	%	N	%	N	%	N	%
3	Service Outcomes																		
	Seen	2711	60%	17780	76%	10335	72%	3803	80%	595	37%	1275	51%	150	33%	1961	95%	38610	72%
	Refused & Verified	845	19%	1138	5%	296	2%	186	4%	346	21%	345	14%	119	26%	2	0%	3277	6%
	Not Produced (New combination)	937	21%	4415	19%	3322	23%	757	16%	668	41%	808	33%	171	38%	101	5%	11179	21%
	Rescheduled by CHS	54	1%	14	0%	323	2%	5	0%	20	1%	55	2%	4	1%	5	0%	480	1%
	Rescheduled by Hospital	N/A	N/A	N/A	N/A	N/A	N/A	N/A	N/A	N/A	N/A	N/A	N/A	9	2%	N/A	N/A	9	0%
	Total Scheduled Services	4547	100%	23347	100%	14276	100%	4751	100%	1629	100%	2483	100%	453	100%	2069	100%	53555	100%

4	Outcome Metrics	Medical	Nursing	Mental Health	Reentry Services	Dental/Oral Surgery	Specialty Clinic - On Island	Specialty Clinic - Off Island	Substance Use	Total
4.1	Percent completed	78%	81%	74%	84%	58%	65%	59%	95%	78%

5	Unscheduled Services	N
5.1	Sick Call Completed	8082

IV. December 2019

1	CHS Intakes (New Jail Admission)	n
1.1	Completed CHS Intakes	1392
1.2	Average time to completion once known to CHS (hours)	5.8

2	Referrals made to mental health services from Intake	n
2.1	Referrals made to mental health services from Intake	543
2.2	Referrals seen within 72 hours	429
2.3	% seen within 72 hours	79%

	Scheduled Services	Medical		Nursing		Mental Health		Reentry Services		Dental/Oral Surgery		Specialty Clinic - On Island		Specialty Clinic - Off Island		Substance Use		Total	
		N	%	N	%	N	%	N	%	N	%	N	%	N	%	N	%	N	%
3	Service Outcomes																		
	Seen	2418	57%	16847	74%	10240	73%	3659	79%	519	34%	1416	51%	197	33%	1610	96%	36906	71%
	Refused & Verified	797	19%	1011	4%	228	2%	213	5%	322	21%	431	15%	154	26%	1	0%	3157	6%
	Not Produced	913	22%	4976	22%	3229	23%	769	17%	661	44%	910	33%	217	37%	65	4%	11740	22%
	Rescheduled by CHS	85	2%	23	0%	307	2%	2	0%	13	1%	29	1%	9	2%	2	0%	470	1%
	Rescheduled by Hospital	N/A	N/A	N/A	N/A	N/A	N/A	N/A	N/A	N/A	N/A	N/A	N/A	N/A	13	2%	N/A	N/A	13
	Total Scheduled Services	4213	100%	22857	100%	14004	100%	4643	100%	1515	100%	2786	100%	590	100%	1678	100%	52286	100%

4	Outcome Metrics	Medical	Nursing	Mental Health	Reentry Services	Dental/Oral Surgery	Specialty Clinic - On Island	Specialty Clinic - Off Island	Substance Use	Total
4.1	Percent completed	76%	78%	75%	83%	56%	66%	59%	96%	77%

5	Unscheduled Services	N
5.1	Sick Call Completed	8520