

Correctional Health Services

# CHS Access Report: August, 2017

Version: 09/06/2017

# I. Table of Contents

I.	Table of Contents.....	1
II.	Data Dictionary .....	2
III.	Summary Data.....	3
IV.	AMKC.....	4
V.	BKDC.....	6
VI.	EMTC.....	8
VII.	GMDC.....	10
VIII.	GRVC .....	12
IX.	MDC.....	14
X.	NIC.....	16
XI.	OBCC .....	18
XII.	RMSC.....	20
XIII.	RNDC .....	22
XIV.	VCBC.....	24
XV.	WF .....	26

## II. Data Dictionary

<b>1</b>	<b>CHS Intakes (New Jail Admissions)</b>	<b>Definition</b>
1.1	Completed CHS Intakes	Number of CHS admission to jail encounters completed by a provider
1.2	Average time to completion once known to CHS (hours)	Number of hours between check-in by DOC and check-out by CHS for completed intake encounters
<b>2</b>	<b>Referrals made to mental health service</b>	<b>Definition</b>
2.1	Referrals made to mental health service	All book and cases with an initial referral to mental health in reporting month.
2.2	Referrals seen within 72 hours	For all book and cases where an initial referral to mental health occurs in reporting month, total number of book and cases that had a mental health intake or psychiatric assessment where encounter date was <=72 hours from referral date.
2.3	Percent seen within 72 hours	2.2 divided by 2.1
<b>3</b>	<b>Scheduled services by discipline with outcomes</b>	<b>Definition</b>
	Service Outcomes	Shows all scheduled services by discipline and disaggregates by outcome status recorded in the EHR. Excludes encounters scheduled for discharged patients. Substance Use data sources are still being defined and will be added as a discipline in future reports.  -Nursing excludes: finger sticks, wound care and labs collected.  -On-Island Specialty includes: Audiology, Cardiology, Dermatology, Dialysis, ENT, Gynecology, Hand Specialist, ID Specialist, Nephrology, Neurology, Optometry, Orthopedic, Podiatry, Post Partum, Pre-Natal, Rehab Physical Therapy, Reproduction, Surgery  -Off-Island Specialty includes: Audiology, Breast, Cardiology, Cardiovascular, Chest, Dermatology, Endocrinology, ENT, Gastroenterology, General Surgery, Gynecology, Hand, Hematology, ID/Virology, Neurosurgery, Oncology, Ophthalmology, Oral Surgery, Orthopedic, Pain Management, Plastic Surgery, Podiatry, Renal, Rheumatology, Trauma, Urology, Vascular  N and % of Telehealth Eligible Specialties Scheduled for Telehealth: Eligible Specialties include Gastroenterology, Urology, Infectious Disease, Rheumatology
<b>4</b>	<b>Outcome Metrics</b>	<b>Definition</b>
4.1	Percent completed	Service outcomes "Seen" and "Refused & Verified" divided by "Total Scheduled Services" minus "No Longer Indicated"
<b>5</b>	<b>Unscheduled Services</b>	<b>Definition</b>
5.1	Routine Sick Call Completed	Number of sick call encounters completed by CHS
5.2	Emergency Sick Call Documentation	Number of emergency encounters documented by each clinical responder. An emergency may have more than one responder. This number does not indicate distinct emergencies.
5.3	Injury Evaluations	Number of injury evaluations documented. Injury evaluations are documented at the encounter level and may contain duplicates. This number does not indicate distinct injuries.
5.4	Medical Add-Ons	Unscheduled medical follow-up encounters completed.
5.5	Number of Patients with Non-Intake Labs Collected	For each date within the report range, create cohort of distinct patients who had >= 1 lab collected. If patient had > 1 lab collected on a single date, count once. Sum the total distinct patients on each date in the report range. Exclusions: Labs collected as a component of the intake encounter and lab results of "Refused" or "Not Available/Discharged".

### III. Summary Data

<b>1</b>	<b>CHS Intakes (New Jail Admissions)</b>	<b>N</b>
1.1	Completed CHS Intakes	3992
1.2	Average time to completion once known to CHS (hours)	3.7

<b>2</b>	<b>Referrals made to mental health service</b>	<b>N</b>
2.1	Referrals made to mental health service	634
2.2	Referrals seen within 72 hours	529
2.3	Percent seen within 72 hours	83%

3	Scheduled Services	Medical		Nursing		Mental Health		Social Work		Dental/Oral Surgery		Specialty Clinic - On Island		Specialty Clinic - Off Island		Substance Use		Total		
	Service Outcomes	N	%	N	%	N	%	N	%	N	%	N	%	N	%	N	%	N	%	
	Seen	4617	75%	11937	85%	15752	65%	5937	89%	1807	61%	2272	51%	318	38%	Future Metric			42640	72%
	Refused & Verified	140	2%	541	4%	1021	4%	25	0%	277	9%	970	22%	325	39%				3299	6%
	Not Produced by DOC	1089	18%	929	7%	4379	18%	580	9%	675	23%	831	19%	102	12%				8585	14%
	Out to Court	127	2%	294	2%	971	4%	97	1%	134	5%	200	5%	28	3%				1851	3%
	Left Without Being Seen	11	0%	10	0%	138	1%	26	0%	30	1%	30	1%	1	0%				246	0%
	Rescheduled by CHS	119	2%	201	1%	1352	6%	37	1%	35	1%	110	2%	7	1%				1861	3%
	Rescheduled by Hospital	N/A	N/A	N/A	N/A	N/A	N/A	N/A	N/A	N/A	N/A	N/A	N/A	59	7%				59	0%
	No Longer Indicated	92	1%	93	1%	575	2%	5	0%	1	0%	27	1%	N/A	N/A				793	1%
	<b>Total Scheduled Services</b>	<b>6195</b>	<b>100%</b>	<b>14005</b>	<b>100%</b>	<b>24188</b>	<b>100%</b>	<b>6707</b>	<b>100%</b>	<b>2959</b>	<b>100%</b>	<b>4440</b>	<b>100%</b>	<b>840</b>	<b>100%</b>			<b>59334</b>	<b>100%</b>	
<i>N &amp; % Scheduled for Telehealth: 43, 7%</i>																				

4	Outcome Metrics	Medical	Nursing	Mental Health	Social Work	Dental/Oral Surgery	Specialty Clinic - On Island	Specialty Clinic - Off Island	Substance Use	Total
4.1	Percent completed	78%	90%	71%	89%	70%	73%	77%		80%

<b>5</b>	<b>Unscheduled Services</b>	<b>N</b>
5.1	Routine Sick Call Completed	9268
5.2	Emergency Sick Call Completed <sup>1</sup>	733
5.3	Injury Evaluations <sup>2</sup>	2305
5.4	Medical Add-Ons	1078
5.5	Number of Patients with Non-Intake Lab Collection	2864

<sup>1</sup>Emergency sick calls are documented by each clinical responder. This number does not indicate distinct emergencies.

<sup>2</sup>Injury evaluations are documented at the encounter level and may contain duplicates. This number does not indicate distinct injuries.

#### IV. AMKC

<b>1</b>	<b>CHS Intakes (New Jail Admissions)</b>	<b>N</b>
1.1	Completed CHS Intakes	796
1.2	Average time to completion once known to CHS (hours)	7.3

<b>2</b>	<b>Referrals made to mental health service</b>	<b>N</b>
2.1	Referrals made to mental health service	120
2.2	Referrals seen within 72 hours	100
2.3	Percent seen within 72 hours	83%

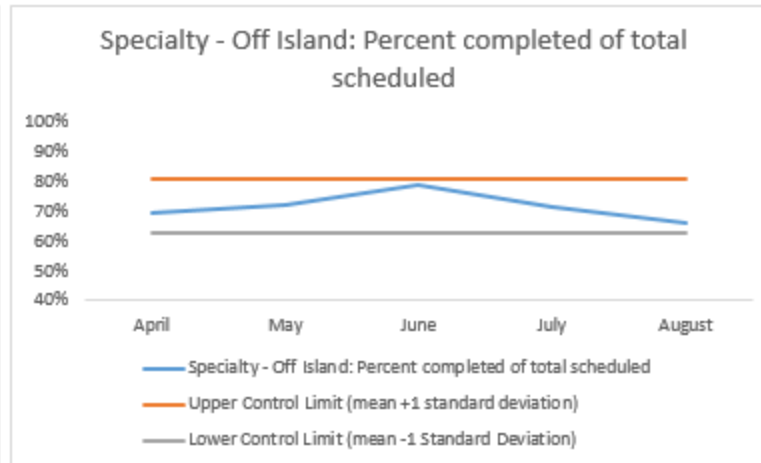
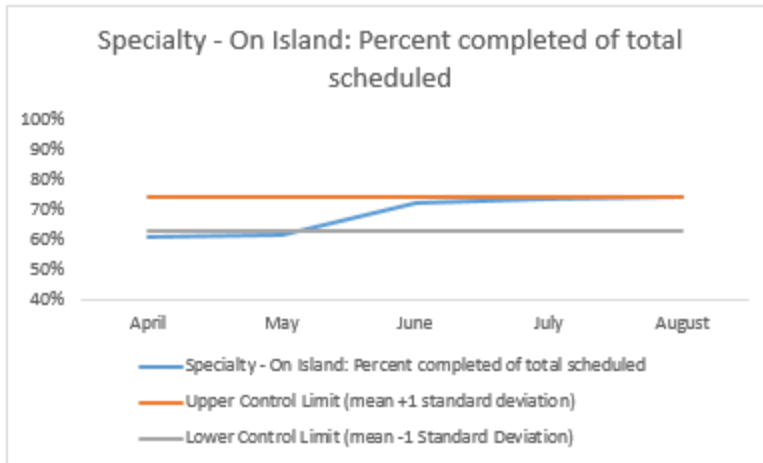
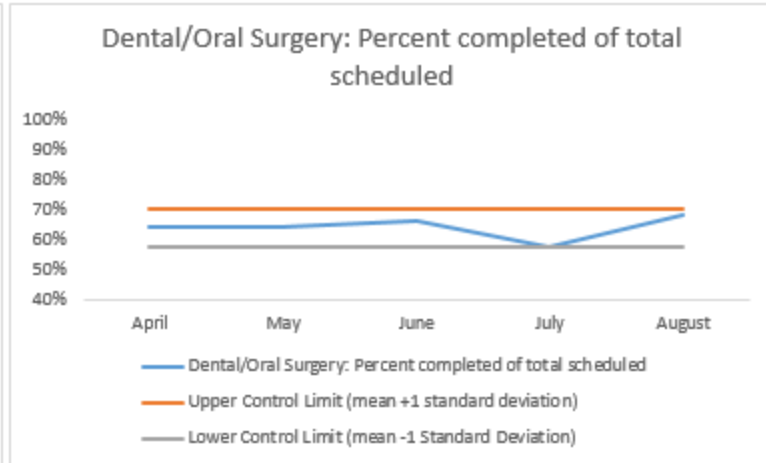
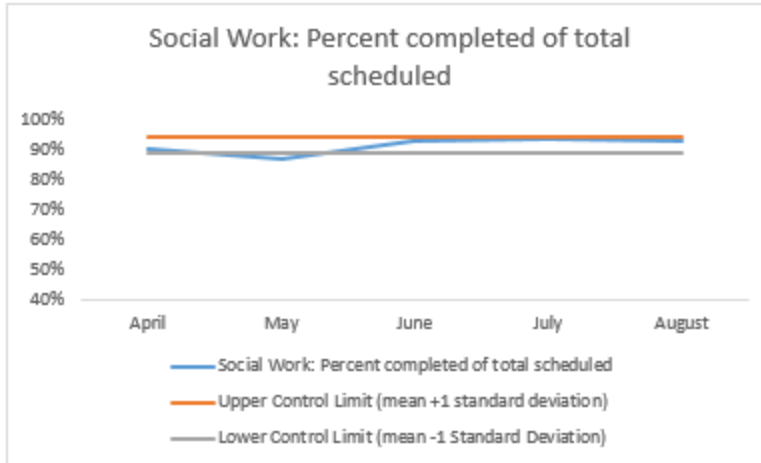
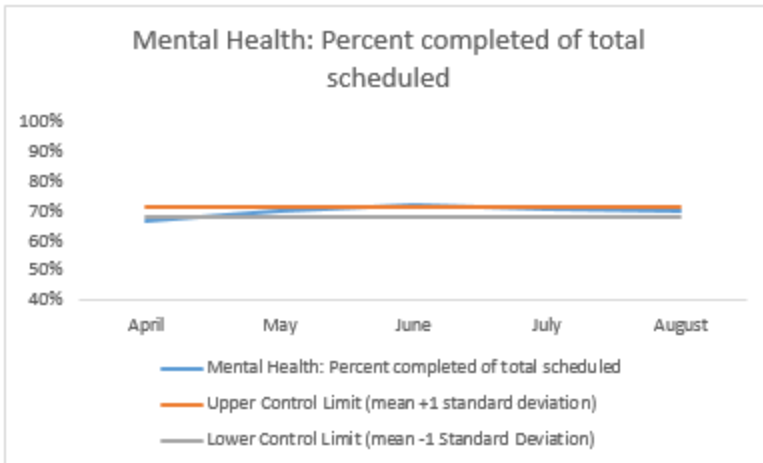
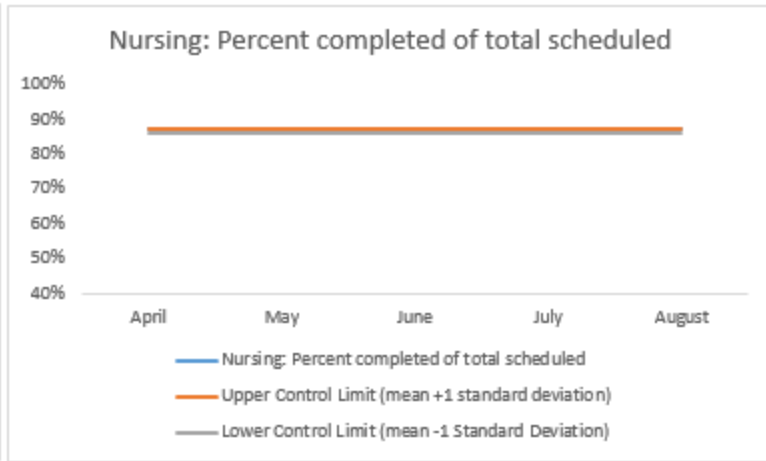
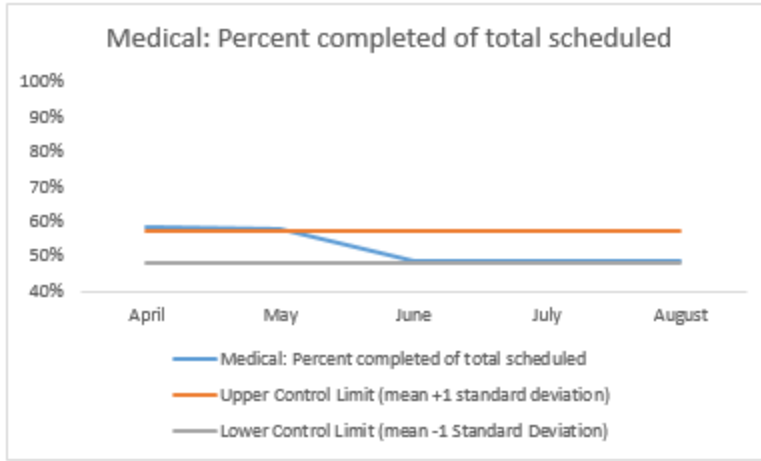
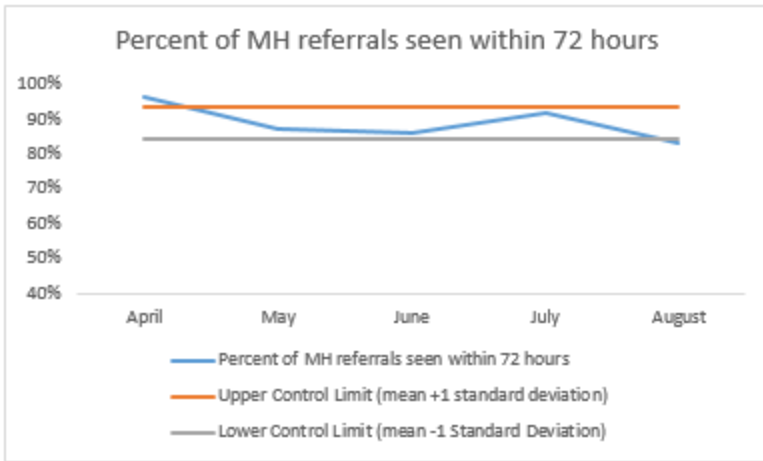
	Scheduled Services	Medical		Nursing		Mental Health		Social Work		Dental/Oral Surgery		Specialty Clinic - On Island		Specialty Clinic - Off Island		Substance Use		Total		
		N	%	N	%	N	%	N	%	N	%	N	%	N	%	N	%	N	%	
3	Service Outcomes																			
	Seen	607	48%	3031	83%	4618	64%	1525	92%	228	54%	259	42%	51	31%	Future Metric			10319	69%
	Refused & Verified	11	1%	119	3%	220	3%	9	1%	60	14%	195	32%	56	34%		670	4%		
	Not Produced by DOC	614	48%	317	9%	1171	16%	82	5%	114	27%	133	22%	40	25%		2471	16%		
	Out to Court	34	3%	81	2%	220	3%	13	1%	18	4%	14	2%	2	1%		382	3%		
	Left Without Being Seen	0	0%	7	0%	18	0%	21	1%	0	0%	3	0%	0	0%		49	0%		
	Rescheduled by CHS	3	0%	72	2%	700	10%	6	0%	4	1%	9	1%	5	3%		799	5%		
	Rescheduled by Hospital	N/A	N/A	N/A	N/A	N/A	N/A	N/A	N/A	N/A	N/A	N/A	N/A	N/A	9		6%	9	0%	
	No Longer Indicated	2	0%	9	0%	296	4%	1	0%	0	0%	1	0%	N/A	N/A		309	2%		
<b>Total Scheduled Services</b>	<b>1271</b>	<b>100%</b>	<b>3636</b>	<b>100%</b>	<b>7243</b>	<b>100%</b>	<b>1657</b>	<b>100%</b>	<b>424</b>	<b>100%</b>	<b>614</b>	<b>100%</b>	<b>163</b>	<b>100%</b>				<b>15008</b>	<b>100%</b>	

4	Outcome Metrics	Medical	Nursing	Mental Health	Social Work	Dental/Oral Surgery	Specialty Clinic - On Island	Specialty Clinic - Off Island	Substance Use	Total
4.1	Percent completed	49%	87%	70%	93%	68%	74%	66%		76%

<b>5</b>	<b>Unscheduled Services</b>	<b>N</b>
5.1	Routine Sick Call Completed	1873
5.2	Emergency Sick Call Completed <sup>1</sup>	173
5.3	Injury Evaluations <sup>2</sup>	465
5.4	Medical Add-Ons	183
5.5	Number of Patients with Non-Intake Lab Collection	538

<sup>1</sup>Emergency sick calls are documented by each clinical responder. This number does not indicate distinct emergencies.

<sup>2</sup>Injury evaluations are documented at the encounter level and may contain duplicates. This number does not indicate distinct injuries.



## V. BKDC

<b>1</b>	<b>CHS Intakes (New Jail Admissions)</b>	<b>N</b>
1.1	Completed CHS Intakes	N/A
1.2	Average time to completion once known to CHS (hours)	N/A

<b>2</b>	<b>Referrals made to mental health service</b>	<b>N</b>
2.1	Referrals made to mental health service	20
2.2	Referrals seen within 72 hours	14
2.3	Percent seen within 72 hours	70%

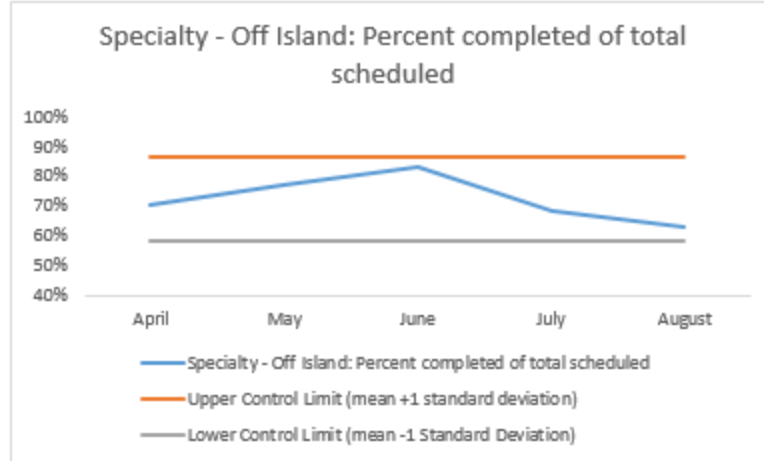
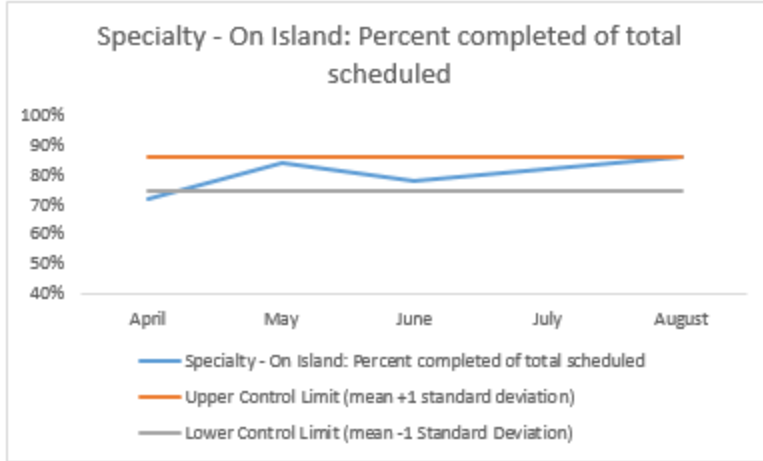
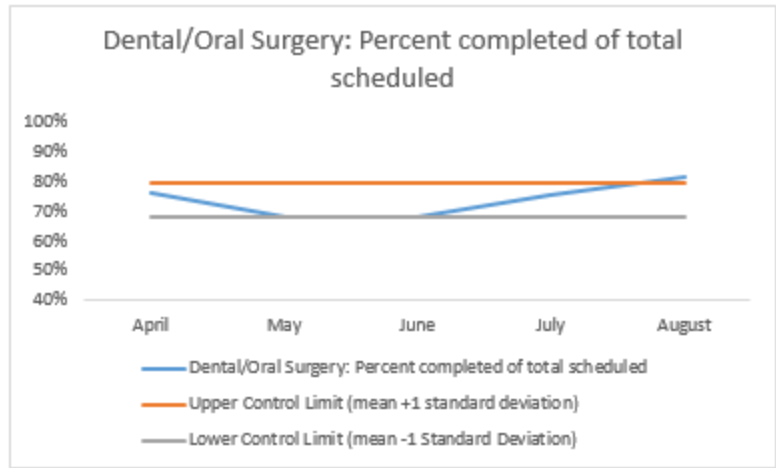
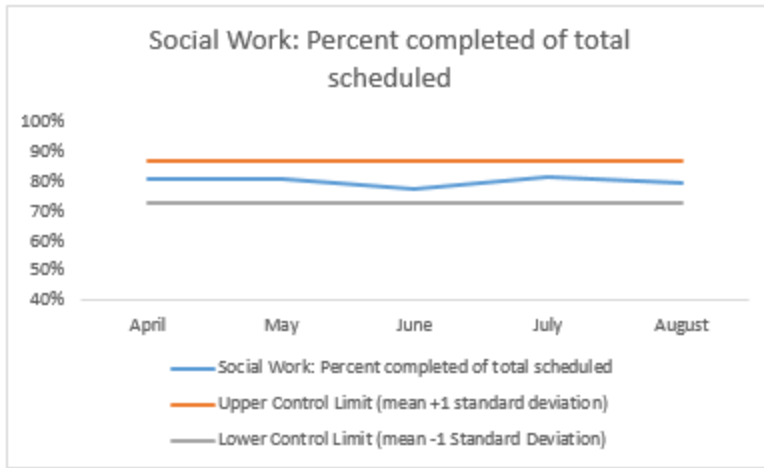
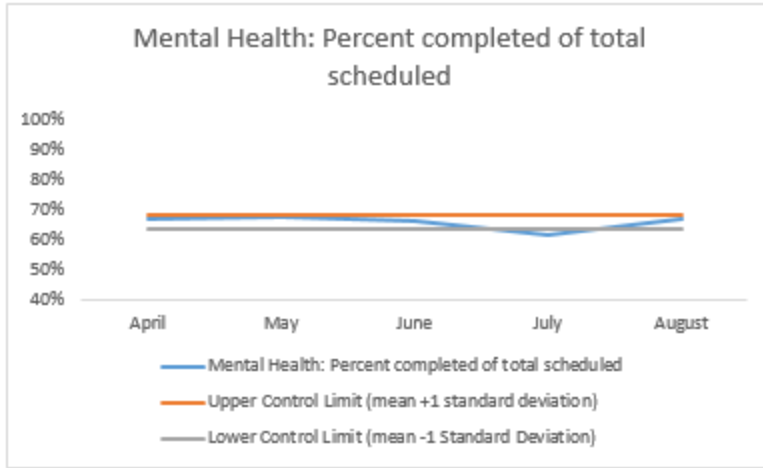
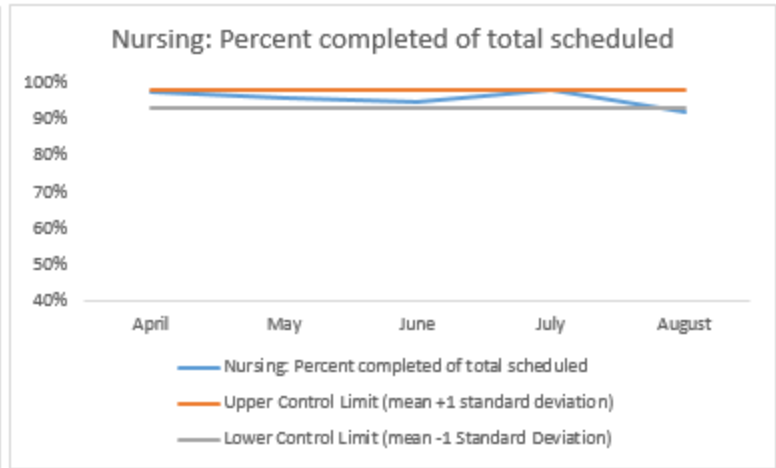
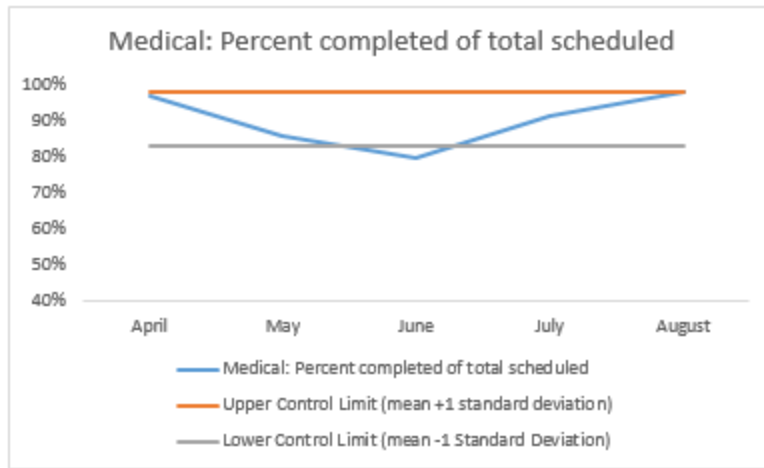
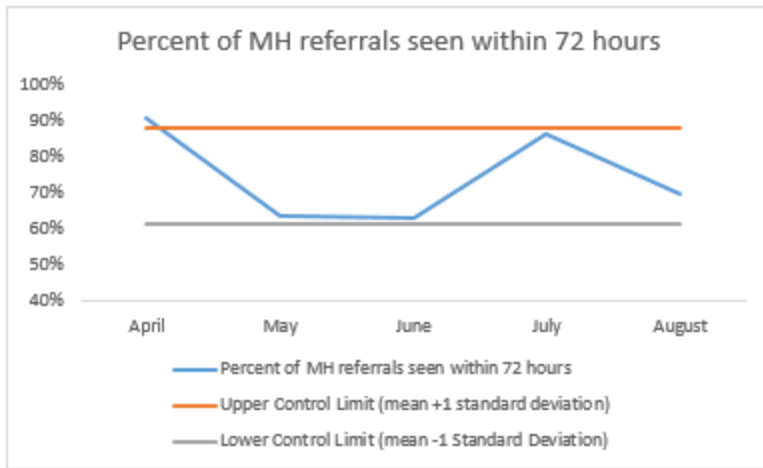
	Scheduled Services	Medical		Nursing		Mental Health		Social Work		Dental/Oral Surgery		Specialty Clinic - On Island		Specialty Clinic - Off Island		Substance Use		Total		
		N	%	N	%	N	%	N	%	N	%	N	%	N	%	N	%	N	%	
3	Service Outcomes																			
	Seen	168	96%	131	90%	560	65%	124	78%	132	66%	46	37%	16	31%	Future Metric			1177	69%
	Refused & Verified	4	2%	1	1%	17	2%	2	1%	30	15%	60	49%	16	31%		130	8%		
	Not Produced by DOC	0	0%	10	7%	201	23%	19	12%	23	12%	13	11%	5	10%		271	16%		
	Out to Court	0	0%	0	0%	40	5%	6	4%	11	6%	2	2%	7	14%		66	4%		
	Left Without Being Seen	0	0%	0	0%	1	0%	0	0%	2	1%	1	1%	0	0%		4	0%		
	Rescheduled by CHS	3	2%	2	1%	39	5%	9	6%	1	1%	1	1%	0	0%		55	3%		
	Rescheduled by Hospital	N/A	N/A	N/A	N/A	N/A	N/A	N/A	N/A	N/A	N/A	N/A	N/A	N/A	7		14%	7	0%	
	No Longer Indicated	0	0%	1	1%	3	0%	0	0%	0	0%	0	0%	N/A	N/A		4	0%		
<b>Total Scheduled Services</b>	<b>175</b>	<b>100%</b>	<b>145</b>	<b>100%</b>	<b>861</b>	<b>100%</b>	<b>160</b>	<b>100%</b>	<b>199</b>	<b>100%</b>	<b>123</b>	<b>100%</b>	<b>51</b>	<b>100%</b>				<b>1714</b>	<b>100%</b>	

4	Outcome Metrics	Medical	Nursing	Mental Health	Social Work	Dental/Oral Surgery	Specialty Clinic - On Island	Specialty Clinic - Off Island	Substance Use	Total
4.1	Percent completed	98%	92%	67%	79%	81%	86%	63%		79%

<b>5</b>	<b>Unscheduled Services</b>	<b>N</b>
5.1	Routine Sick Call Completed	436
5.2	Emergency Sick Call Completed <sup>1</sup>	12
5.3	Injury Evaluations <sup>2</sup>	117
5.4	Medical Add-Ons	11
5.5	Number of Patients with Non-Intake Lab Collection	122

<sup>1</sup>Emergency sick calls are documented by each clinical responder. This number does not indicate distinct emergencies.

<sup>2</sup>Injury evaluations are documented at the encounter level and may contain duplicates. This number does not indicate distinct injuries.





## VI. EMTC

<b>1</b>	<b>CHS Intakes (New Jail Admissions)</b>	<b>N</b>
1.1	Completed CHS Intakes	303
1.2	Average time to completion once known to CHS (hours)	2.9

<b>2</b>	<b>Referrals made to mental health service</b>	<b>N</b>
2.1	Referrals made to mental health service	80
2.2	Referrals seen within 72 hours	65
2.3	Percent seen within 72 hours	81%

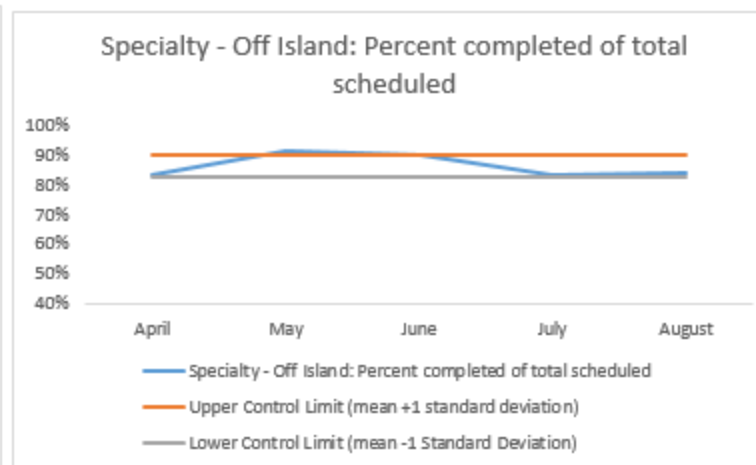
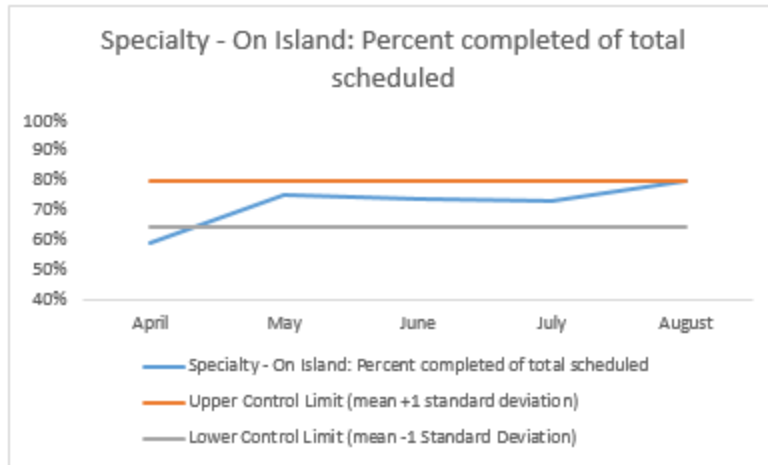
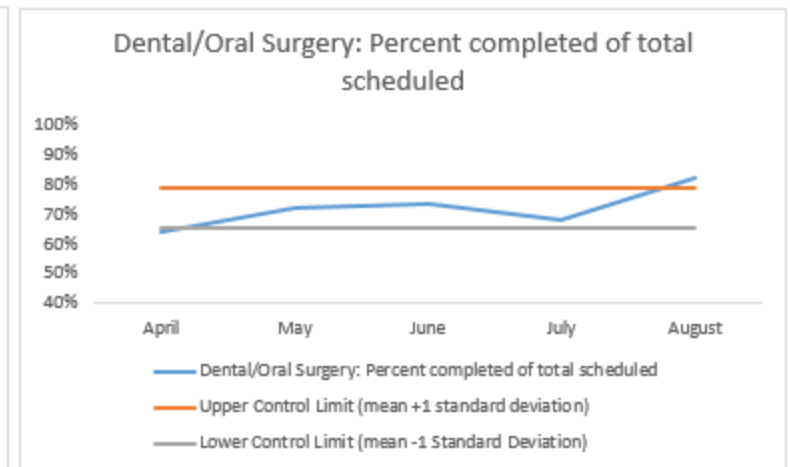
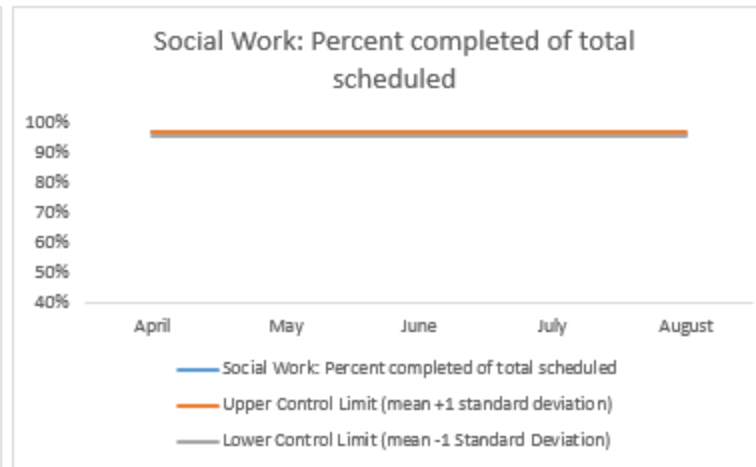
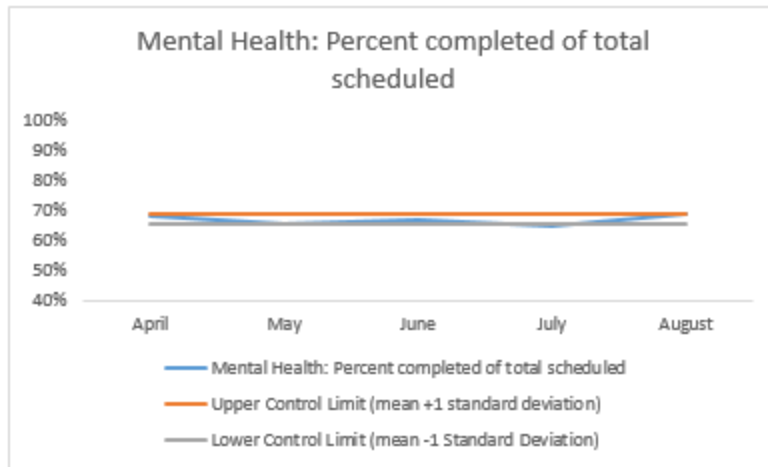
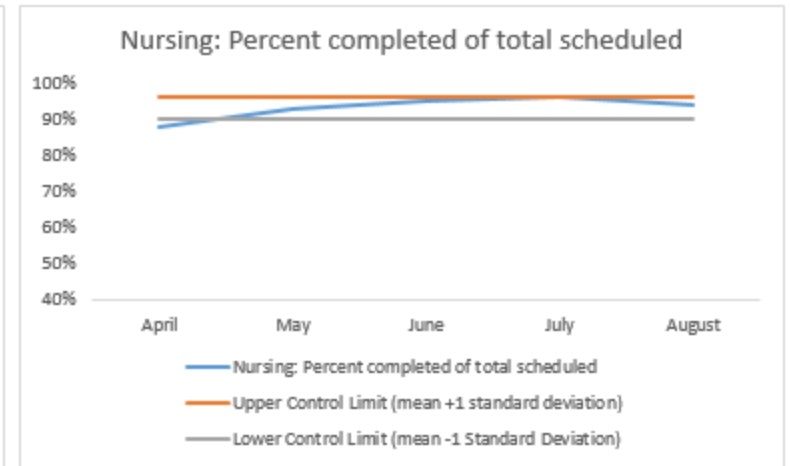
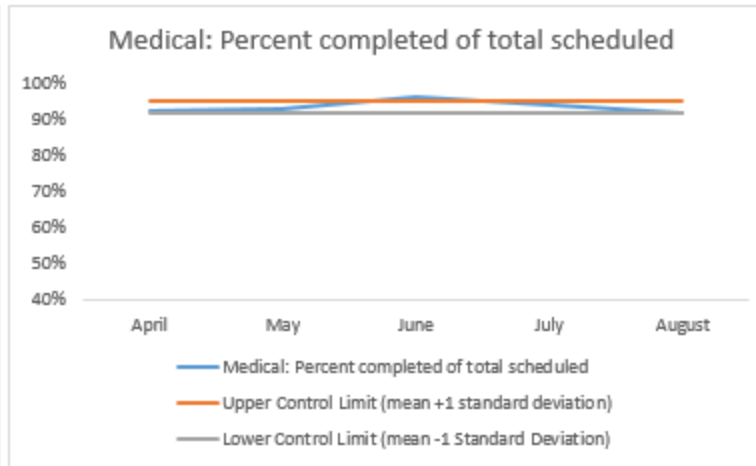
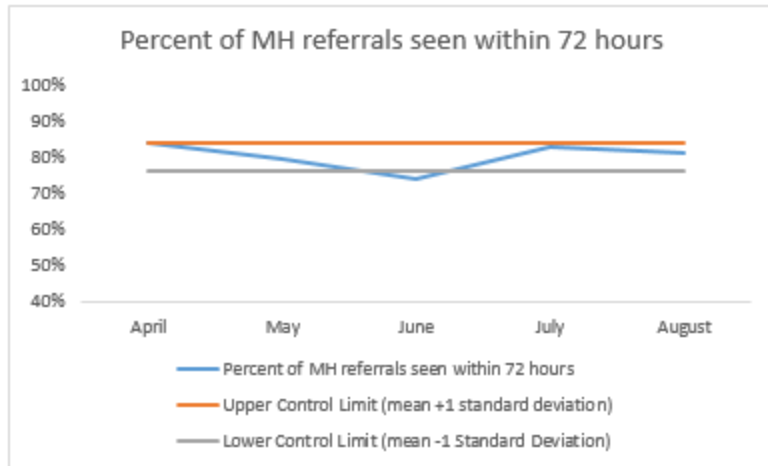
	Scheduled Services	Medical		Nursing		Mental Health		Social Work		Dental/Oral Surgery		Specialty Clinic - On Island		Specialty Clinic - Off Island		Substance Use		Total		
		N	%	N	%	N	%	N	%	N	%	N	%	N	%	N	%	N	%	
3	Service Outcomes																			
	Seen	393	87%	768	93%	1276	55%	1205	96%	269	71%	225	54%	23	40%	Future Metric			4159	73%
	Refused & Verified	25	6%	3	0%	227	10%	2	0%	40	11%	109	26%	25	44%		431	8%		
	Not Produced by DOC	14	3%	33	4%	571	25%	37	3%	59	16%	66	16%	3	5%		783	14%		
	Out to Court	7	2%	5	1%	28	1%	3	0%	7	2%	2	0%	0	0%		52	1%		
	Left Without Being Seen	0	0%	0	0%	11	0%	0	0%	4	1%	4	1%	0	0%		19	0%		
	Rescheduled by CHS	14	3%	10	1%	75	3%	6	0%	0	0%	9	2%	0	0%		114	2%		
	Rescheduled by Hospital	N/A	N/A	N/A	N/A	N/A	N/A	N/A	N/A	N/A	N/A	N/A	N/A	6	11%		6	0%		
	No Longer Indicated	0	0%	4	0%	115	5%	1	0%	0	0%	3	1%	N/A	N/A		123	2%		
<b>Total Scheduled Services</b>	<b>453</b>	<b>100%</b>	<b>823</b>	<b>100%</b>	<b>2303</b>	<b>100%</b>	<b>1254</b>	<b>100%</b>	<b>379</b>	<b>100%</b>	<b>418</b>	<b>100%</b>	<b>57</b>	<b>100%</b>				<b>5687</b>	<b>100%</b>	

4	Outcome Metrics	Medical	Nursing	Mental Health	Social Work	Dental/Oral Surgery	Specialty Clinic - On Island	Specialty Clinic - Off Island	Substance Use	Total
4.1	Percent completed	92%	94%	69%	96%	82%	80%	84%		83%

<b>5</b>	<b>Unscheduled Services</b>	<b>N</b>
5.1	Routine Sick Call Completed	1086
5.2	Emergency Sick Call Completed <sup>1</sup>	143
5.3	Injury Evaluations <sup>2</sup>	217
5.4	Medical Add-Ons	198
5.5	Number of Patients with Non-Intake Lab Collection	392

<sup>1</sup>Emergency sick calls are documented by each clinical responder. This number does not indicate distinct emergencies.

<sup>2</sup>Injury evaluations are documented at the encounter level and may contain duplicates. This number does not indicate distinct injuries.



## VII. GMDC

<b>1</b>	<b>CHS Intakes (New Jail Admissions)</b>	<b>N</b>
1.1	Completed CHS Intakes	83
1.2	Average time to completion once known to CHS (hours)	1.9

<b>2</b>	<b>Referrals made to mental health service</b>	<b>N</b>
2.1	Referrals made to mental health service	32
2.2	Referrals seen within 72 hours	27
2.3	Percent seen within 72 hours	84%

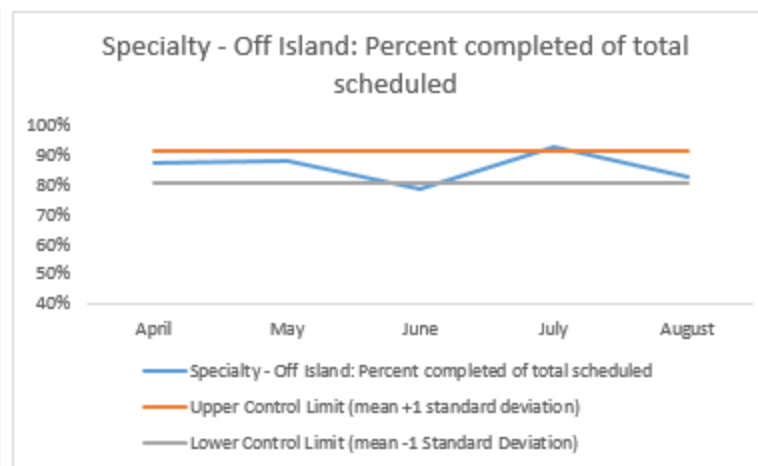
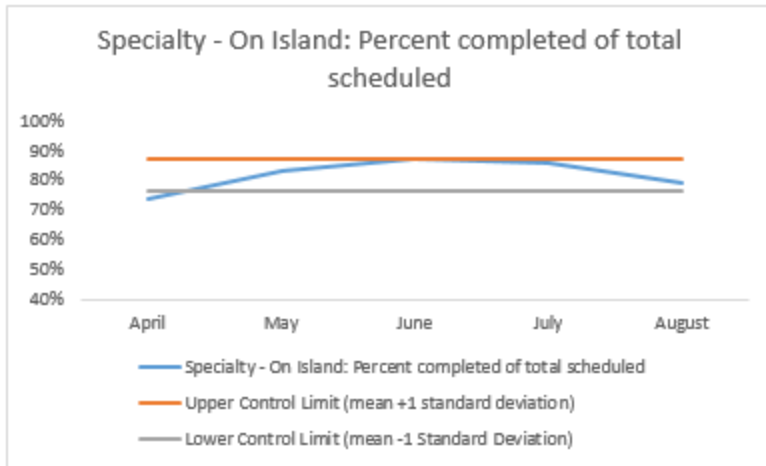
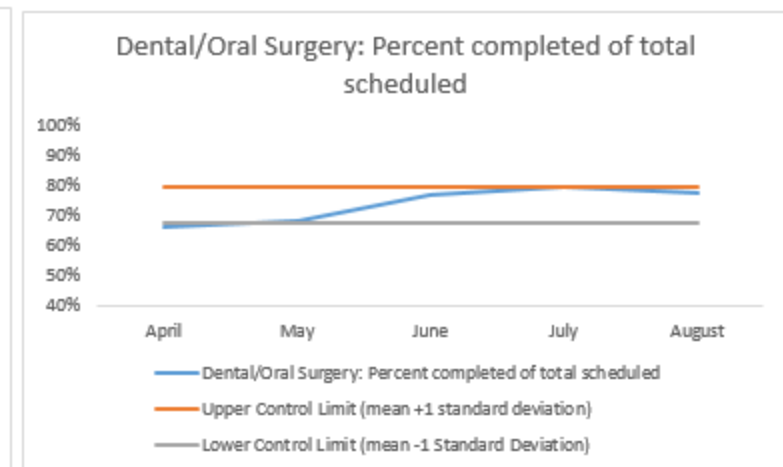
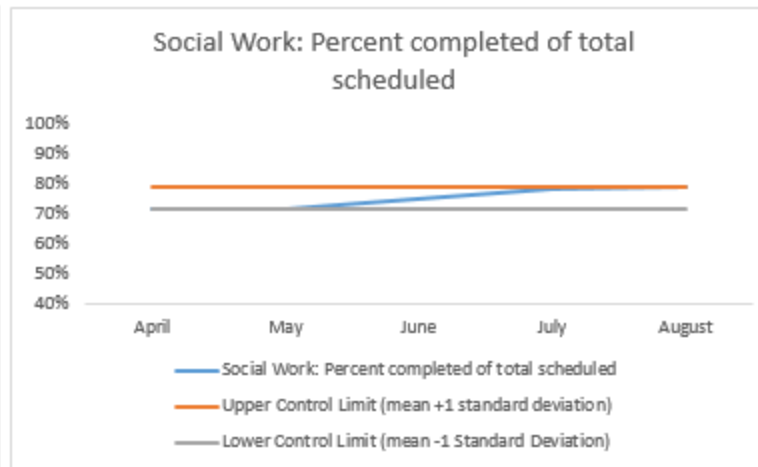
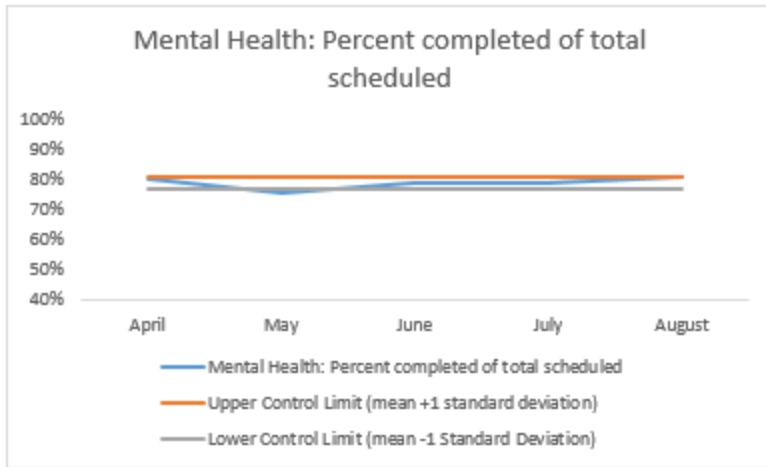
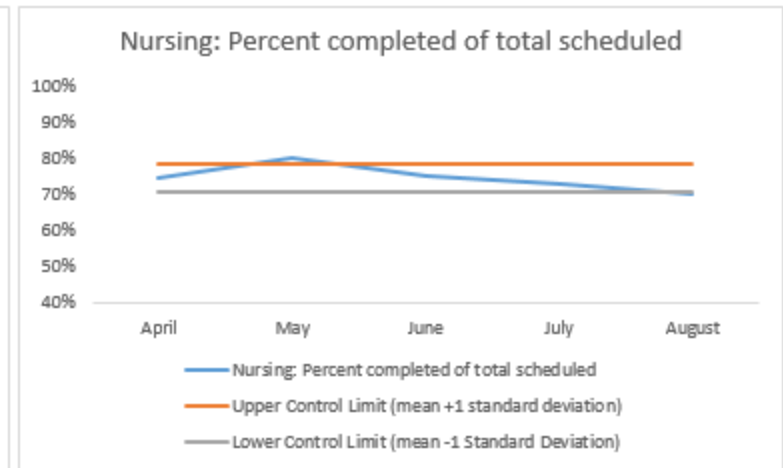
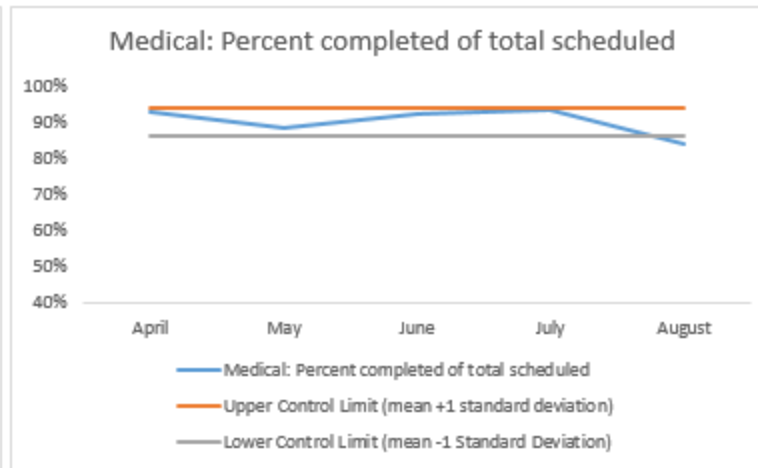
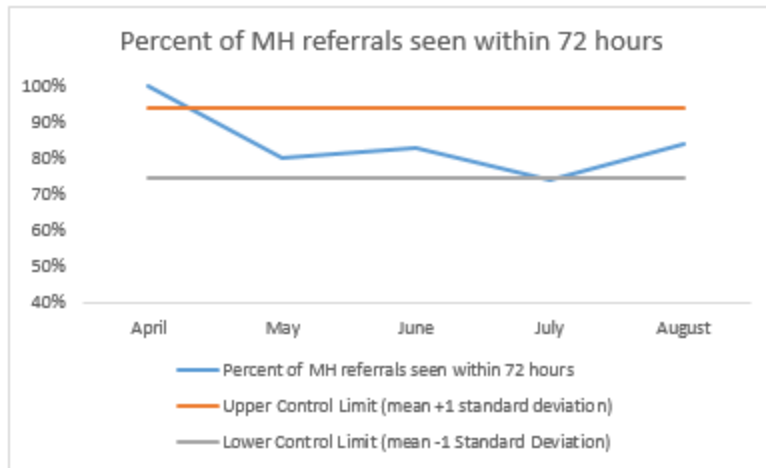
	Scheduled Services	Medical		Nursing		Mental Health		Social Work		Dental/Oral Surgery		Specialty Clinic - On Island		Specialty Clinic - Off Island		Substance Use		Total		
		N	%	N	%	N	%	N	%	N	%	N	%	N	%	N	%	N	%	
3	Service Outcomes																			
	Seen	70	81%	246	69%	786	75%	266	78%	92	66%	60	44%	11	37%	Future Metric			1531	72%
	Refused & Verified	2	2%	5	1%	65	6%	4	1%	16	12%	47	35%	14	47%				153	7%
	Not Produced by DOC	10	12%	92	26%	71	7%	64	19%	18	13%	26	19%	3	10%				284	13%
	Out to Court	2	2%	8	2%	48	5%	8	2%	13	9%	2	1%	0	0%				81	4%
	Left Without Being Seen	0	0%	0	0%	18	2%	0	0%	0	0%	0	0%	0	0%				18	1%
	Rescheduled by CHS	2	2%	6	2%	61	6%	0	0%	0	0%	0	0%	1	3%				70	3%
	Rescheduled by Hospital	N/A	N/A	N/A	N/A	N/A	N/A	N/A	N/A	N/A	N/A	N/A	N/A	1	3%				1	0%
	No Longer Indicated	0	0%	1	0%		0%	0	0%	0	0%	0	0%	N/A	N/A				1	0%
<b>Total Scheduled Services</b>	<b>86</b>	<b>100%</b>	<b>358</b>	<b>100%</b>	<b>1049</b>	<b>100%</b>	<b>342</b>	<b>100%</b>	<b>139</b>	<b>100%</b>	<b>135</b>	<b>100%</b>	<b>30</b>	<b>100%</b>				<b>2139</b>	<b>100%</b>	

<b>4</b>	<b>Outcome Metrics</b>	<b>Medical</b>	<b>Nursing</b>	<b>Mental Health</b>	<b>Social Work</b>	<b>Dental/Oral Surgery</b>	<b>Specialty Clinic - On Island</b>	<b>Specialty Clinic - Off Island</b>	<b>Substance Use</b>	<b>Total</b>
4.1	Percent completed	84%	70%	81%	79%	78%	79%	83%		80%

<b>5</b>	<b>Unscheduled Services</b>	<b>N</b>
5.1	Routine Sick Call Completed	689
5.2	Emergency Sick Call Completed <sup>1</sup>	25
5.3	Injury Evaluations <sup>2</sup>	259
5.4	Medical Add-Ons	67
5.5	Number of Patients with Non-Intake Lab Collection	127

<sup>1</sup>Emergency sick calls are documented by each clinical responder. This number does not indicate distinct emergencies.

<sup>2</sup>Injury evaluations are documented at the encounter level and may contain duplicates. This number does not indicate distinct injuries.



## VIII. GRVC

<b>1</b>	<b>CHS Intakes (New Jail Admissions)</b>	<b>N</b>
1.1	Completed CHS Intakes	N/A
1.2	Average time to completion once known to CHS (hours)	N/A

<b>2</b>	<b>Referrals made to mental health service</b>	<b>N</b>
2.1	Referrals made to mental health service	15
2.2	Referrals seen within 72 hours	13
2.3	Percent seen within 72 hours	87%

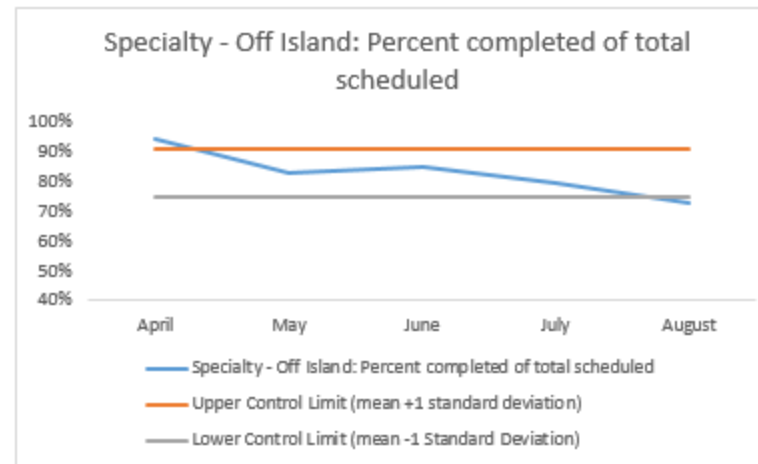
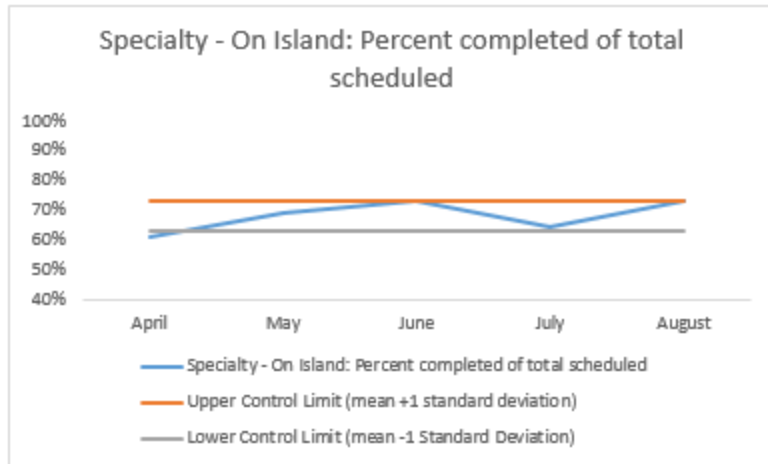
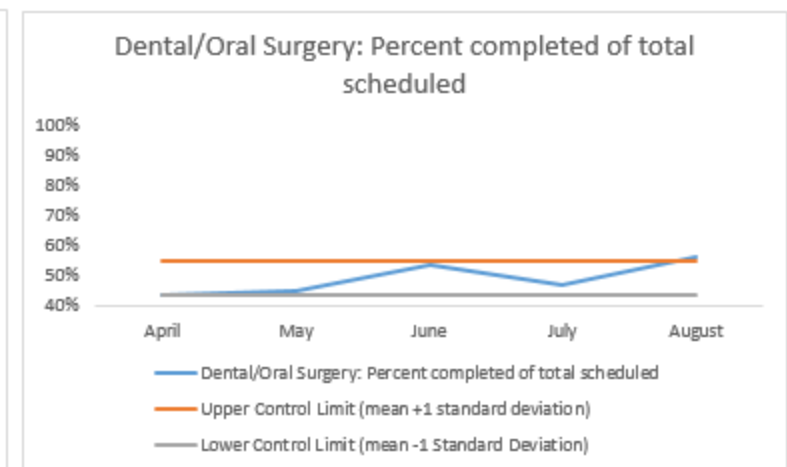
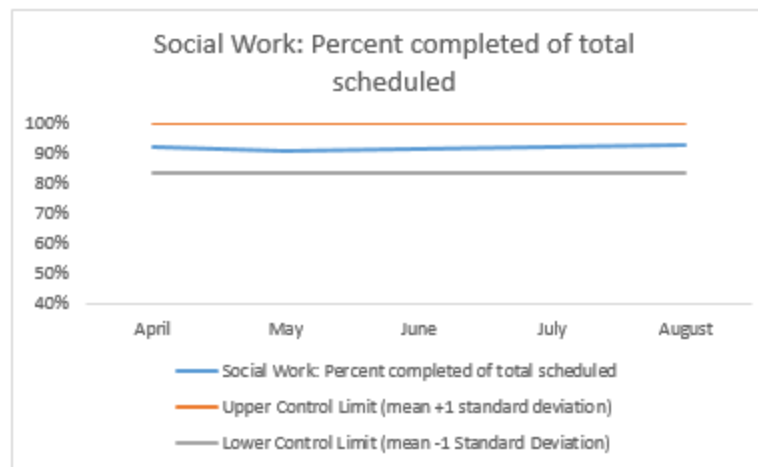
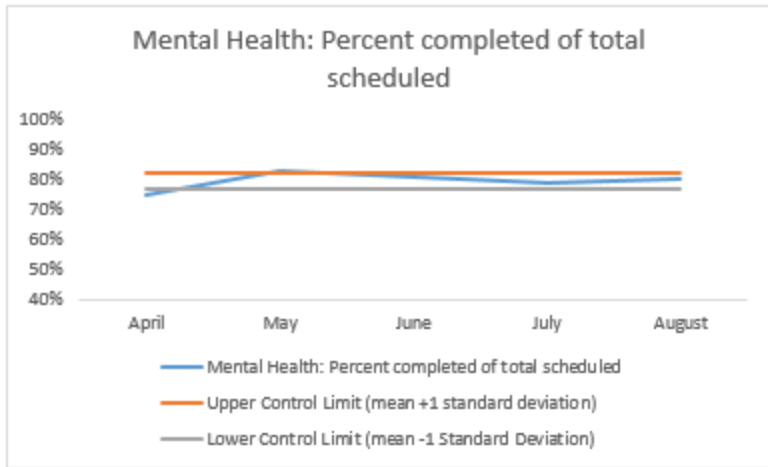
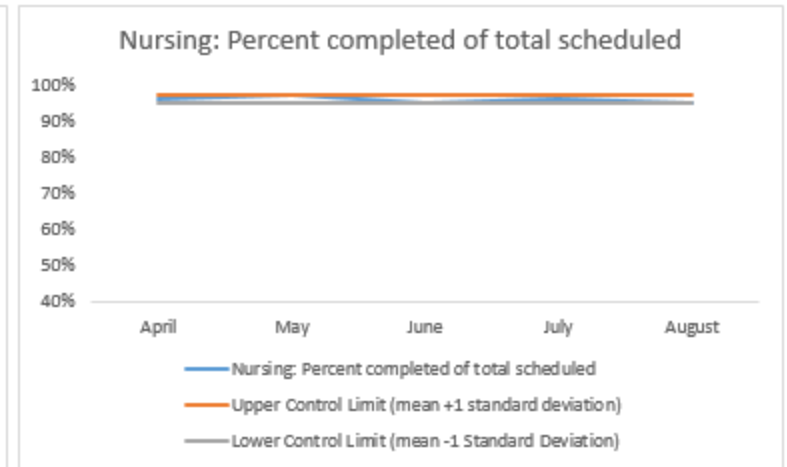
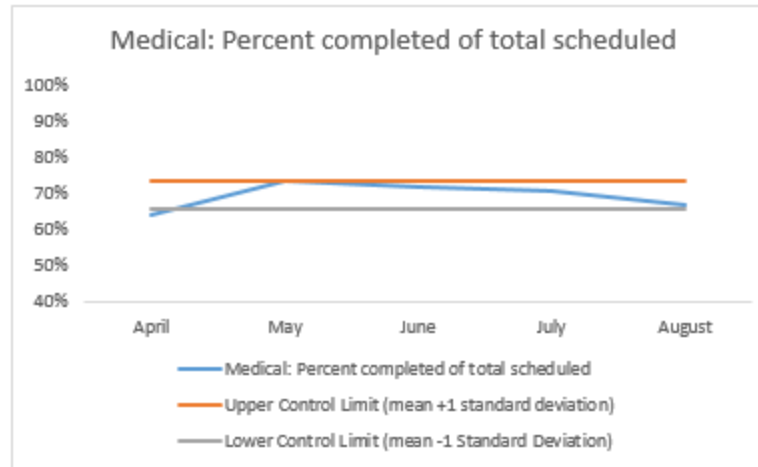
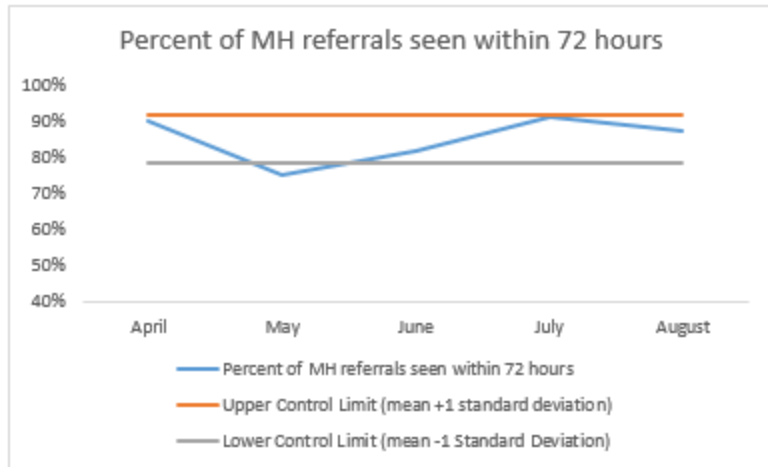
	Scheduled Services	Medical		Nursing		Mental Health		Social Work		Dental/Oral Surgery		Specialty Clinic - On Island		Specialty Clinic - Off Island		Substance Use		Total		
		N	%	N	%	N	%	N	%	N	%	N	%	N	%	N	%	N	%	
3	Service Outcomes																			
	Seen	215	61%	2085	85%	1815	77%	445	93%	144	45%	127	47%	32	40%	Future Metric			4863	77%
	Refused & Verified	20	6%	222	9%	50	2%	0	0%	35	11%	66	24%	26	33%				419	7%
	Not Produced by DOC	101	29%	45	2%	292	12%	32	7%	86	27%	53	19%	15	19%				624	10%
	Out to Court	6	2%	59	2%	85	4%	1	0%	23	7%	9	3%	0	0%				183	3%
	Left Without Being Seen	1	0%	0	0%	14	1%	0	0%	3	1%	5	2%	0	0%				23	0%
	Rescheduled by CHS	9	3%	25	1%	77	3%	0	0%	29	9%	6	2%	0	0%				146	2%
	Rescheduled by Hospital	N/A	N/A	N/A	N/A	N/A	N/A	N/A	N/A	N/A	N/A	N/A	N/A	7	9%				7	0%
	No Longer Indicated	1	0%	3	0%	14	1%	0	0%	0	0%	6	2%	N/A	N/A				24	0%
<b>Total Scheduled Services</b>	<b>353</b>	<b>100%</b>	<b>2439</b>	<b>100%</b>	<b>2347</b>	<b>100%</b>	<b>478</b>	<b>100%</b>	<b>320</b>	<b>100%</b>	<b>272</b>	<b>100%</b>	<b>80</b>	<b>100%</b>			<b>6289</b>	<b>100%</b>		

4	Outcome Metrics	Medical	Nursing	Mental Health	Social Work	Dental/Oral Surgery	Specialty Clinic - On Island	Specialty Clinic - Off Island	Substance Use	Total
4.1	Percent completed	67%	95%	80%	93%	56%	73%	73%		85%

<b>5</b>	<b>Unscheduled Services</b>	<b>N</b>
5.1	Routine Sick Call Completed	938
5.2	Emergency Sick Call Completed <sup>1</sup>	51
5.3	Injury Evaluations <sup>2</sup>	164
5.4	Medical Add-Ons	35
5.5	Number of Patients with Non-Intake Lab Collection	161

<sup>1</sup>Emergency sick calls are documented by each clinical responder. This number does not indicate distinct emergencies.

<sup>2</sup>Injury evaluations are documented at the encounter level and may contain duplicates. This number does not indicate distinct injuries.



IX. MDC

<b>1</b>	<b>CHS Intakes (New Jail Admissions)</b>	<b>N</b>
1.1	Completed CHS Intakes	765
1.2	Average time to completion once known to CHS (hours)	2.6

<b>2</b>	<b>Referrals made to mental health service</b>	<b>N</b>
2.1	Referrals made to mental health service	62
2.2	Referrals seen within 72 hours	53
2.3	Percent seen within 72 hours	85%

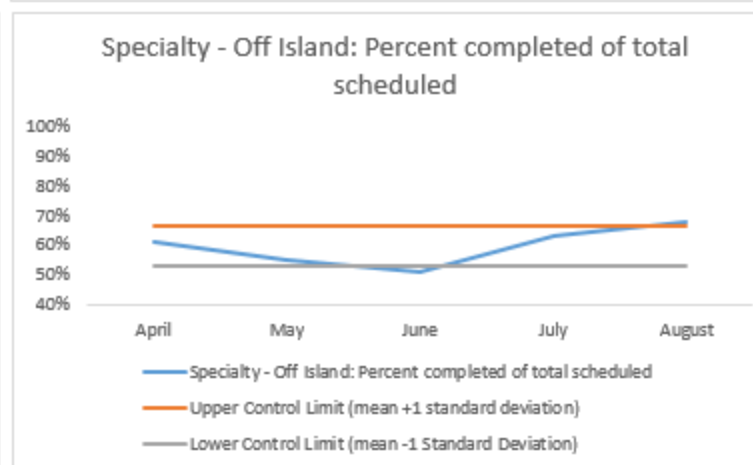
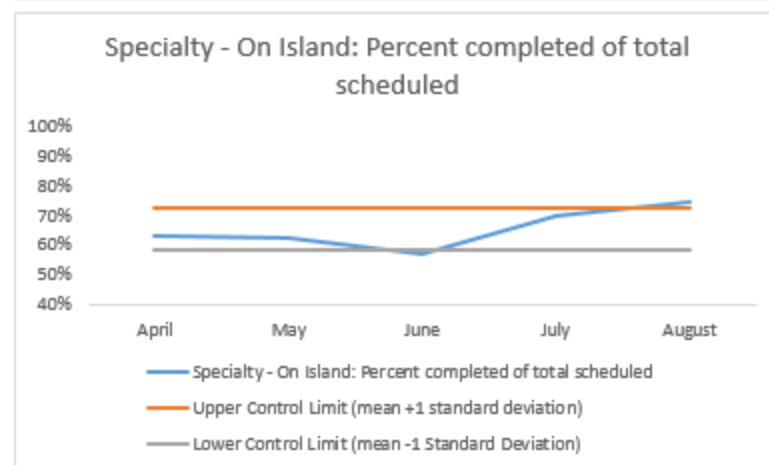
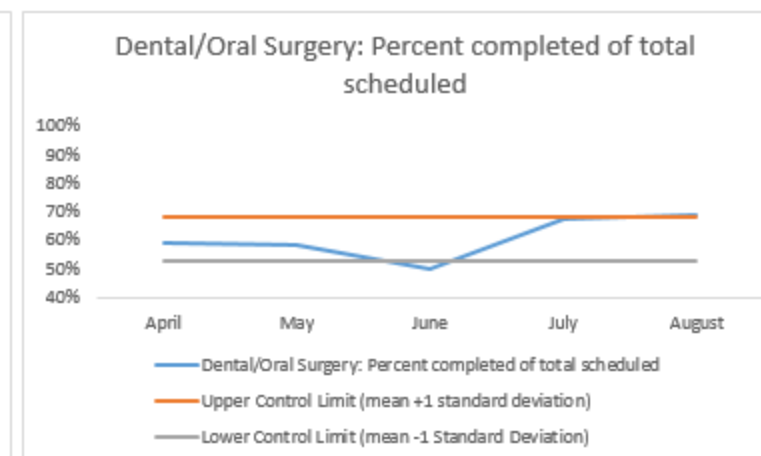
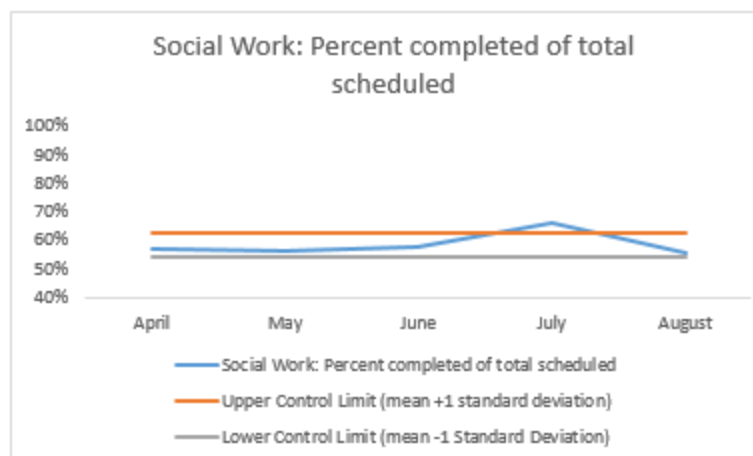
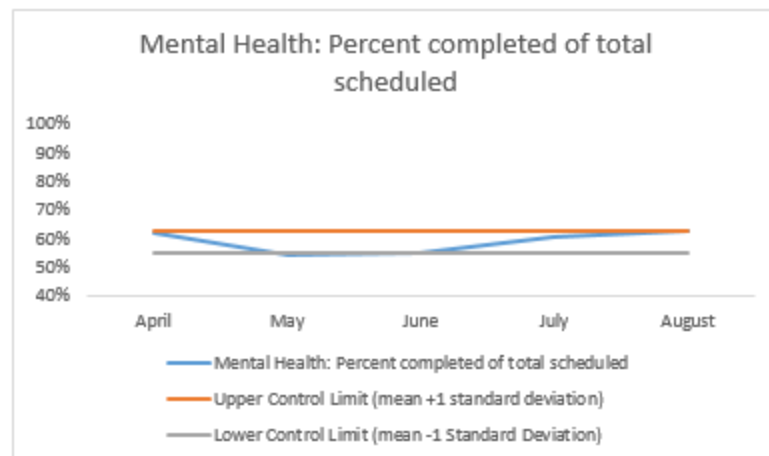
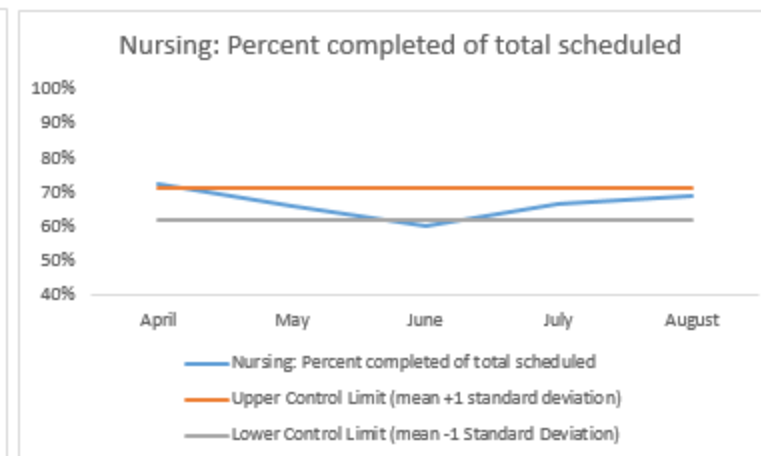
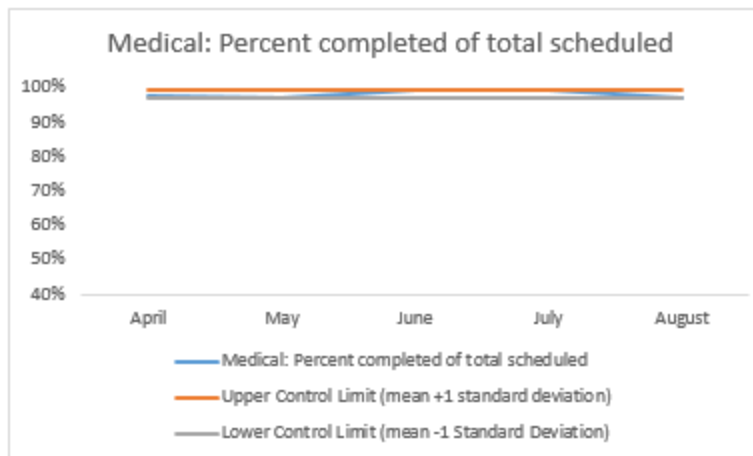
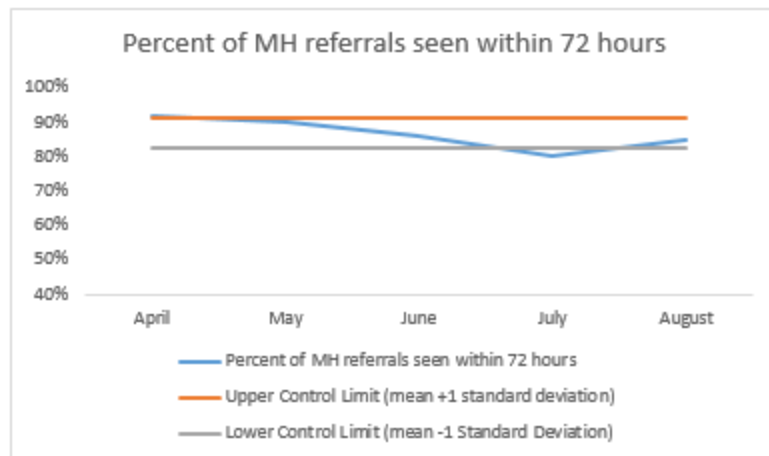
3	Scheduled Services	Medical		Nursing		Mental Health		Social Work		Dental/Oral Surgery		Specialty Clinic - On Island		Specialty Clinic - Off Island		Substance Use		Total		
	Service Outcomes	N	%	N	%	N	%	N	%	N	%	N	%	N	%	N	%	N	%	
	Seen	189	95%	407	69%	684	62%	185	56%	151	66%	83	45%	13	38%	Future Metric			1712	64%
	Refused & Verified	2	1%	3	1%	8	1%	0	0%	7	3%	54	29%	10	29%				84	3%
	Not Produced by DOC	2	1%	103	17%	192	17%	126	38%	57	25%	38	21%	5	15%				523	20%
	Out to Court	0	0%	48	8%	111	10%	12	4%	11	5%	6	3%	2	6%				190	7%
	Left Without Being Seen	0	0%	0	0%	3	0%	4	1%	2	1%	0	0%	0	0%				9	0%
	Rescheduled by CHS	4	2%	29	5%	103	9%	1	0%	0	0%	2	1%	0	0%				139	5%
	Rescheduled by Hospital	N/A	N/A	N/A	N/A	N/A	N/A	N/A	N/A	N/A	N/A	N/A	N/A	4	12%				4	0%
	No Longer Indicated	2	1%	2	0%	2	0%	1	0%	0	0%	2	1%	N/A	N/A				9	0%
	<b>Total Scheduled Services</b>	<b>199</b>	<b>100%</b>	<b>592</b>	<b>100%</b>	<b>1103</b>	<b>100%</b>	<b>329</b>	<b>100%</b>	<b>228</b>	<b>100%</b>	<b>185</b>	<b>100%</b>	<b>34</b>	<b>100%</b>				<b>2670</b>	<b>100%</b>

4	Outcome Metrics	Medical	Nursing	Mental Health	Social Work	Dental/Oral Surgery	Specialty Clinic - On Island	Specialty Clinic - Off Island	Substance Use	Total
4.1	Percent completed	97%	69%	63%	56%	69%	75%	68%		68%

<b>5</b>	<b>Unscheduled Services</b>	<b>N</b>
5.1	Routine Sick Call Completed	95
5.2	Emergency Sick Call Completed <sup>1</sup>	54
5.3	Injury Evaluations <sup>2</sup>	171
5.4	Medical Add-Ons	41
5.5	Number of Patients with Non-Intake Lab Collection	131

<sup>1</sup>Emergency sick calls are documented by each clinical responder. This number does not indicate distinct emergencies.

<sup>2</sup>Injury evaluations are documented at the encounter level and may contain duplicates. This number does not indicate distinct injuries.





X. NIC

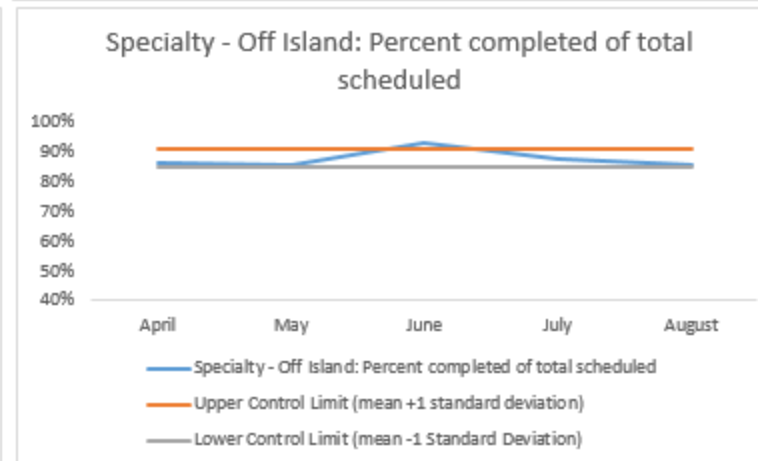
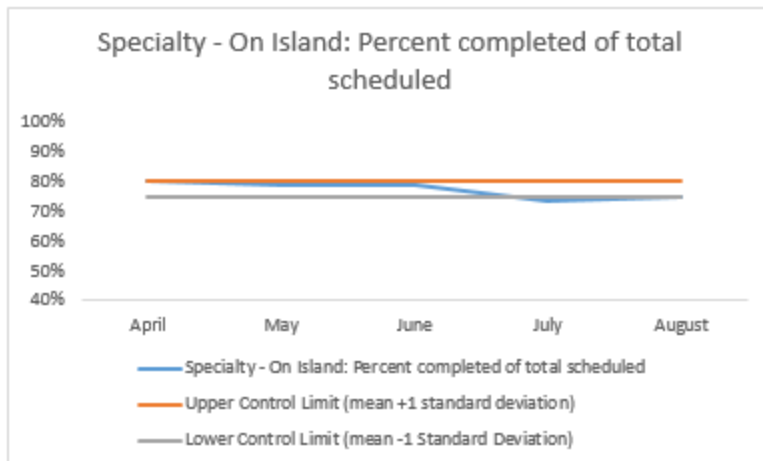
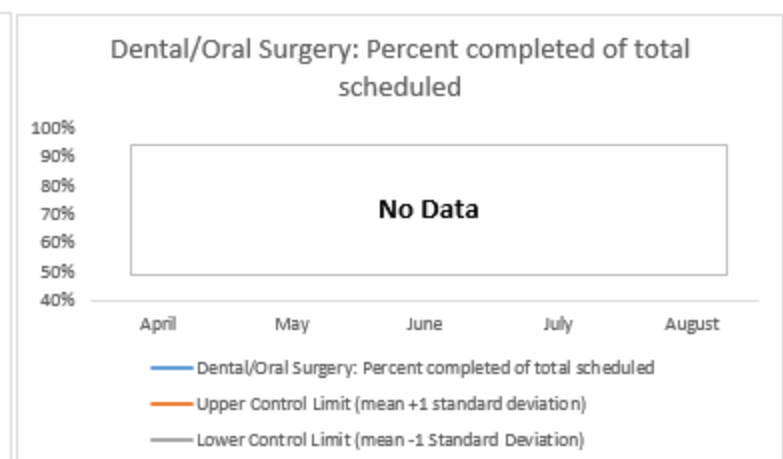
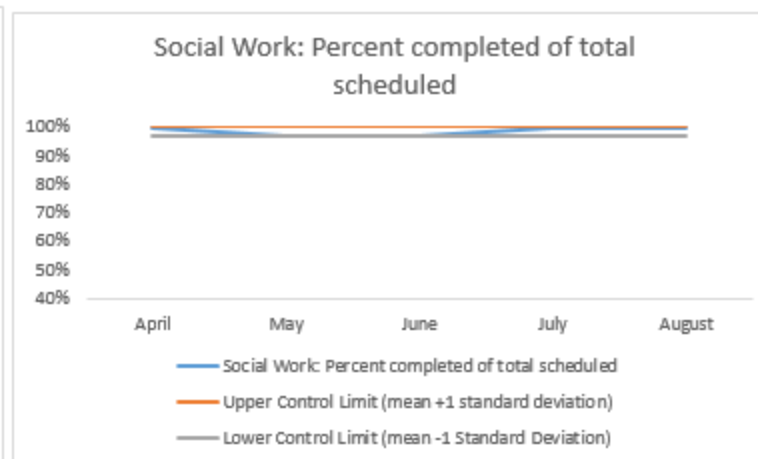
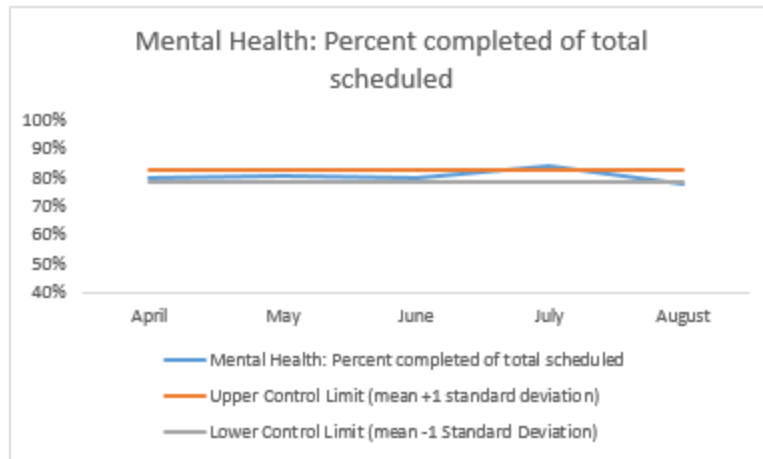
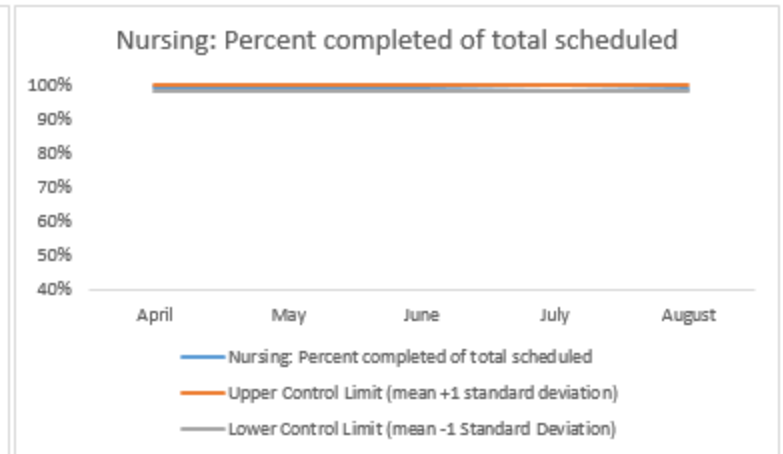
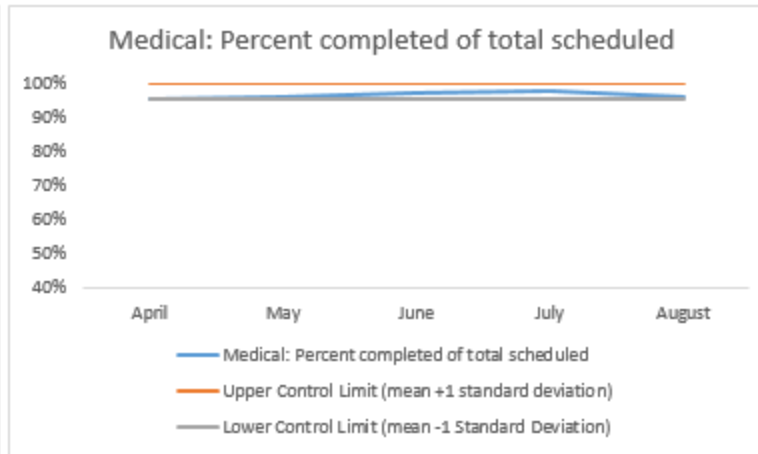
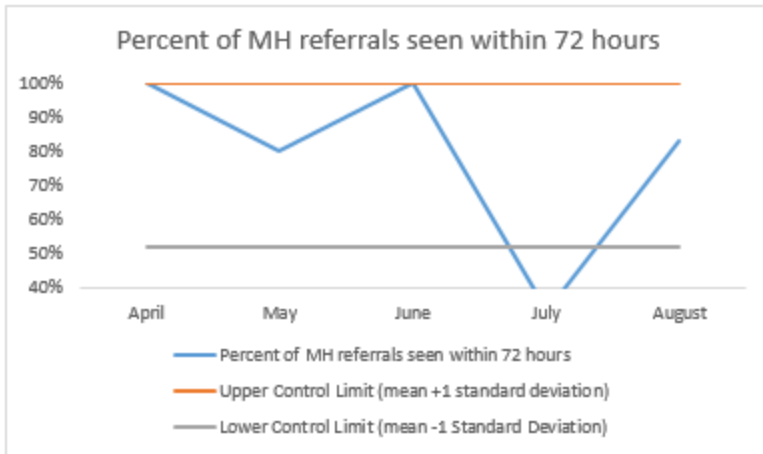
<b>1</b>	<b>CHS Intakes (New Jail Admissions)</b>	<b>N</b>
1.1	Completed CHS Intakes	N/A
1.2	Average time to completion once known to CHS (hours)	N/A

<b>2</b>	<b>Referrals made to mental health service</b>	<b>N</b>
2.1	Referrals made to mental health service	6
2.2	Referrals seen within 72 hours	5
2.3	Percent seen within 72 hours	83%

3	Scheduled Services	Medical <sup>1</sup>		Nursing <sup>2</sup>		Mental Health		Social Work		Dental/Oral Surgery		Specialty Clinic - On Island		Specialty Clinic - Off Island		Substance Use		Total		
	Service Outcomes	N	%	N	%	N	%	N	%	N	%	N	%	N	%	N	%	N	%	
	Seen	900	96%	944	98%	237	73%	67	100%	0		433	68%	52	42%	Future Metric			2633	86%
	Refused & Verified	2	0%	10	1%	8	2%	0	0%	0		42	7%	55	44%				117	4%
	Not Produced by DOC	1	0%	2	0%	35	11%	0	0%	0		124	19%	8	6%				170	6%
	Out to Court	10	1%	7	1%	15	5%	0	0%	0		18	3%	6	5%				56	2%
	Left Without Being Seen	0	0%	1	0%	0	0%	0	0%	0		3	0%	0	0%				4	0%
	Rescheduled by CHS	23	2%	4	0%	20	6%	0	0%	0		16	2%	1	1%				64	2%
	Rescheduled by Hospital	N/A	N/A	N/A	N/A	N/A	N/A	N/A	N/A	N/A	N/A	N/A	N/A	2	2%				2	0%
	No Longer Indicated	0	0%	0	0%	9	3%	0	0%	0		5	1%	N/A	N/A				14	0%
	<b>Total Scheduled Services</b>	<b>936</b>	<b>100%</b>	<b>968</b>	<b>100%</b>	<b>324</b>	<b>100%</b>	<b>67</b>	<b>100%</b>	<b>0</b>	<b>0%</b>	<b>641</b>	<b>100%</b>	<b>124</b>	<b>100%</b>			<b>3060</b>	<b>100%</b>	
	<sup>1</sup> Includes medical infirmary services <sup>2</sup> Includes nursing infirmary services																			

4	Outcome Metrics	Medical	Nursing	Mental Health	Social Work	Dental/Oral Surgery	Specialty Clinic - On Island	Specialty Clinic - Off Island	Substance Use	Total
4.1	Percent completed	96%	99%	78%	100%		75%	86%		90%

<b>5</b>	<b>Unscheduled Services</b>	<b>N</b>
5.1	Routine Sick Call Completed	127
5.2	Emergency Sick Call Completed <sup>1</sup>	8
5.3	Injury Evaluations <sup>2</sup>	22
5.4	Medical Add-Ons	3
5.5	Number of Patients with Non-Intake Lab Collection	132
	<sup>1</sup> Emergency sick calls are documented by each clinical responder. This number does not indicate distinct emergencies. <sup>2</sup> Injury evaluations are documented at the encounter level and may contain duplicates. This number does not indicate distinct injuries.	



## XI. OBCC

<b>1</b>	<b>CHS Intakes (New Jail Admissions)</b>	<b>N</b>
1.1	Completed CHS Intakes	658
1.2	Average time to completion once known to CHS (hours)	2.1

<b>2</b>	<b>Referrals made to mental health service</b>	<b>N</b>
2.1	Referrals made to mental health service	64
2.2	Referrals seen within 72 hours	54
2.3	Percent seen within 72 hours	84%

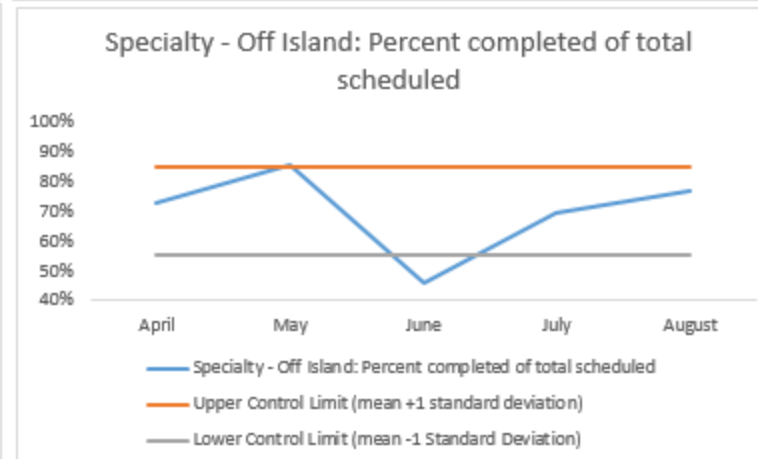
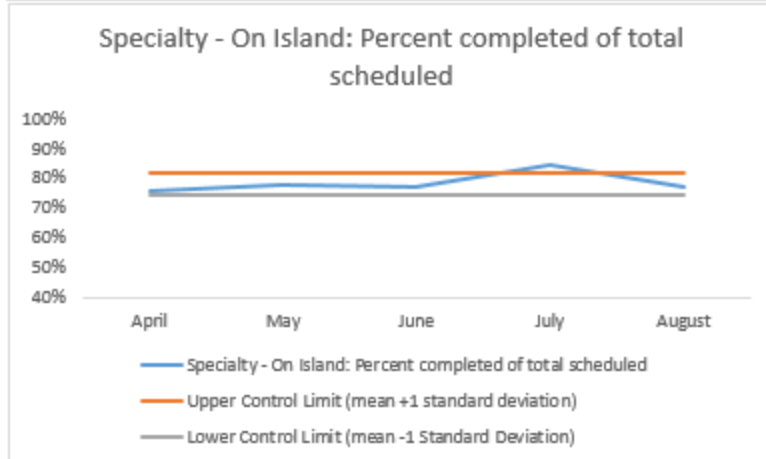
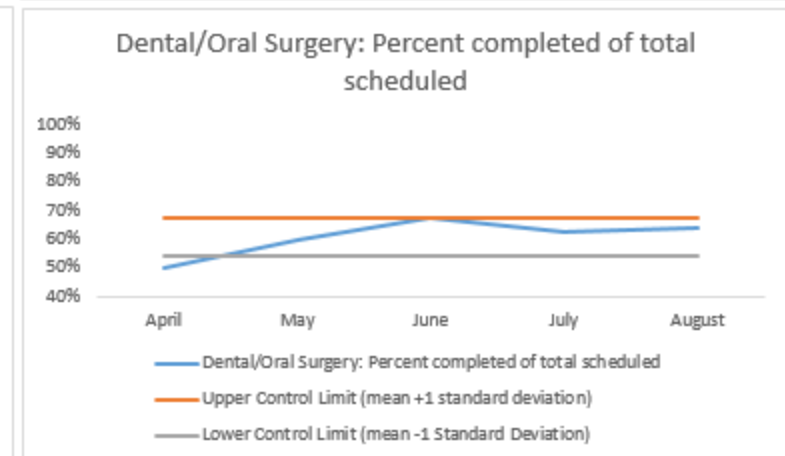
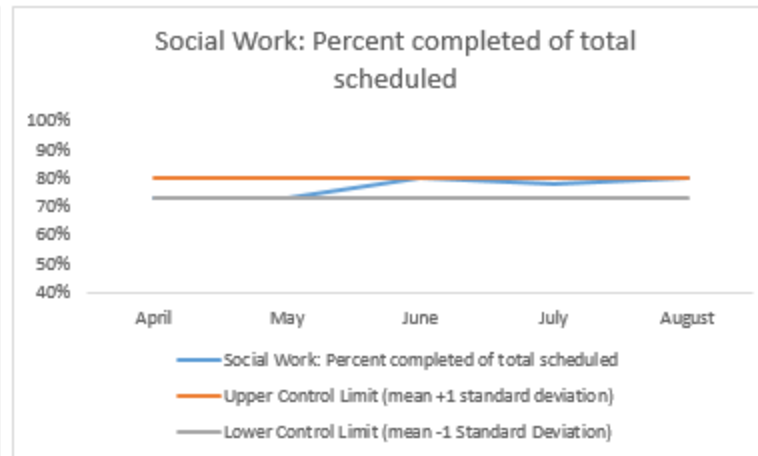
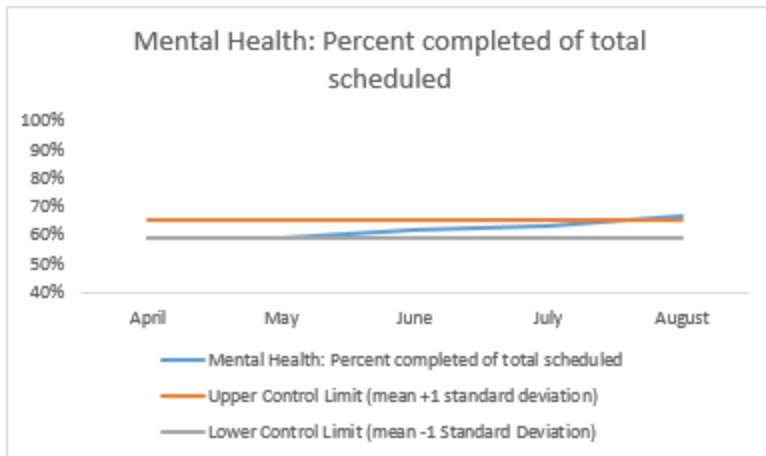
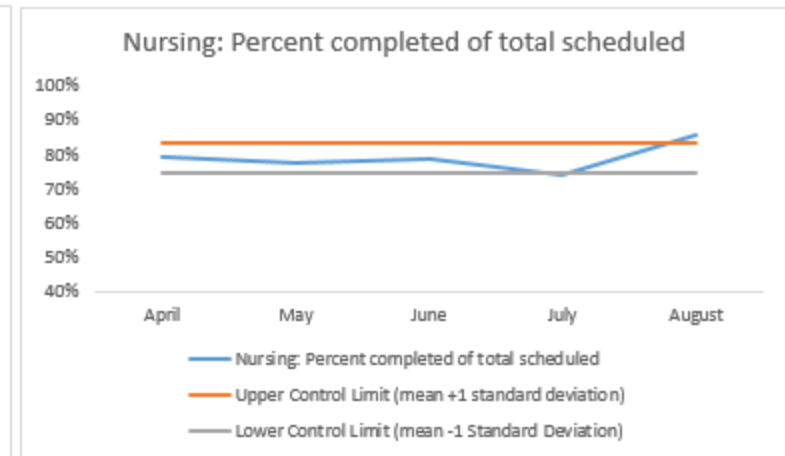
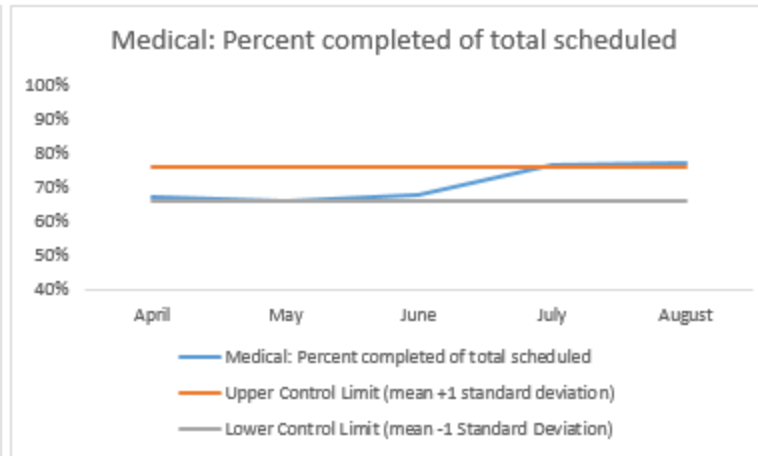
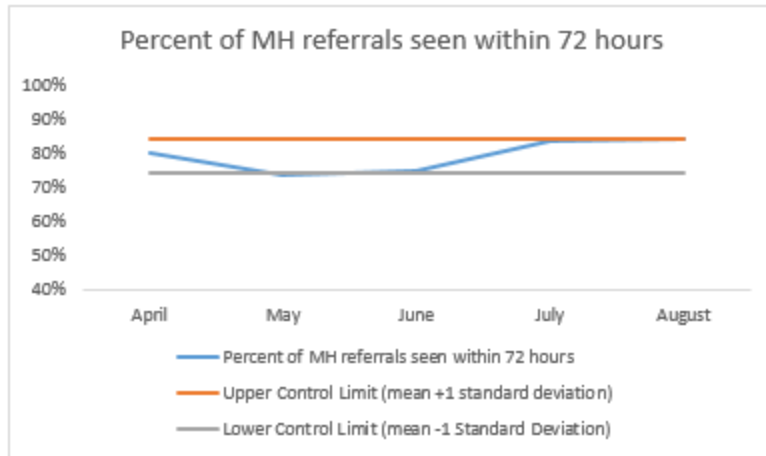
3	Scheduled Services	Medical		Nursing		Mental Health		Social Work		Dental/Oral Surgery		Specialty Clinic - On Island		Specialty Clinic - Off Island		Substance Use		Total		
	Service Outcomes	N	%	N	%	N	%	N	%	N	%	N	%	N	%	N	%	N	%	
	Seen	382	70%	452	81%	1590	60%	542	80%	223	55%	94	45%	29	45%	Future Metric			3312	65%
Refused & Verified	24	4%	5	1%	129	5%	2	0%	36	9%	67	32%	21	32%				284	6%	
Not Produced by DOC	102	19%	33	6%	637	24%	130	19%	120	30%	35	17%	5	8%				1062	21%	
Out to Court	9	2%	28	5%	137	5%	1	0%	24	6%	11	5%	2	3%				212	4%	
Left Without Being Seen	1	0%	0	0%	10	0%	0	0%	0	0%	0	0%	0	0%				11	0%	
Rescheduled by CHS	7	1%	16	3%	78	3%	2	0%	0	0%	3	1%	0	0%				106	2%	
Rescheduled by Hospital	N/A	N/A	N/A	N/A	N/A	N/A	N/A	N/A	N/A	N/A	N/A	N/A	N/A	8	12%				8	0%
No Longer Indicated	20	4%	23	4%	68	3%	1	0%	1	0%	0	0%	N/A	N/A				113	2%	
<b>Total Scheduled Services</b>	<b>545</b>	<b>100%</b>	<b>557</b>	<b>100%</b>	<b>2649</b>	<b>100%</b>	<b>678</b>	<b>100%</b>	<b>404</b>	<b>100%</b>	<b>210</b>	<b>100%</b>	<b>65</b>	<b>100%</b>			<b>5108</b>	<b>100%</b>		

4	Outcome Metrics	Medical	Nursing	Mental Health	Social Work	Dental/Oral Surgery	Specialty Clinic - On Island	Specialty Clinic - Off Island	Substance Use	Total
4.1	Percent completed	77%	86%	67%	80%	64%	77%	77%		73%

<b>5</b>	<b>Unscheduled Services</b>	<b>N</b>
5.1	Routine Sick Call Completed	931
5.2	Emergency Sick Call Completed <sup>1</sup>	36
5.3	Injury Evaluations <sup>2</sup>	291
5.4	Medical Add-Ons	44
5.5	Number of Patients with Non-Intake Lab Collection	132

<sup>1</sup>Emergency sick calls are documented by each clinical responder. This number does not indicate distinct emergencies.

<sup>2</sup>Injury evaluations are documented at the encounter level and may contain duplicates. This number does not indicate distinct injuries.



## XII. RMSC

<b>1</b>	<b>CHS Intakes (New Jail Admissions)</b>	<b>N</b>
1.1	Completed CHS Intakes	407
1.2	Average time to completion once known to CHS (hours)	4.7

<b>2</b>	<b>Referrals made to mental health service</b>	<b>N</b>
2.1	Referrals made to mental health service	128
2.2	Referrals seen within 72 hours	107
2.3	Percent seen within 72 hours	84%

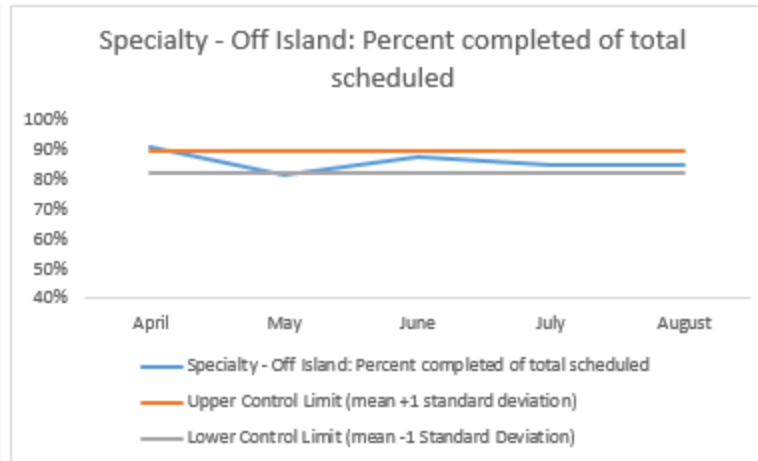
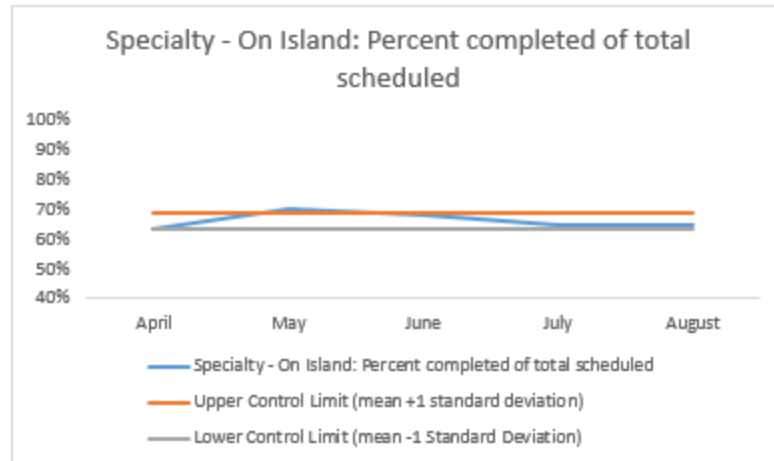
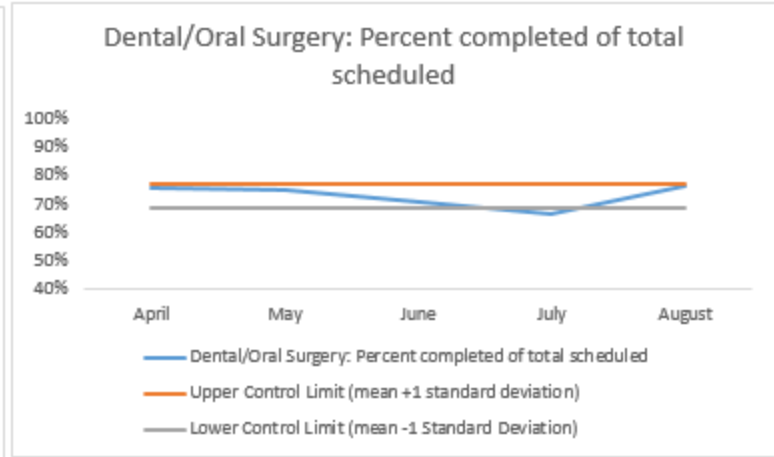
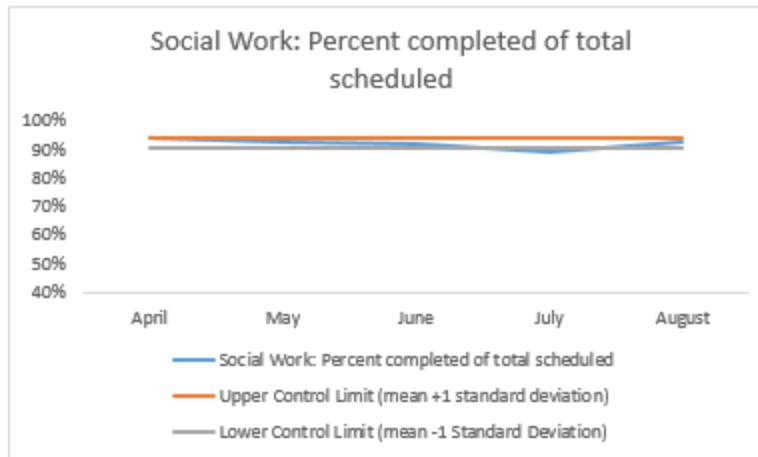
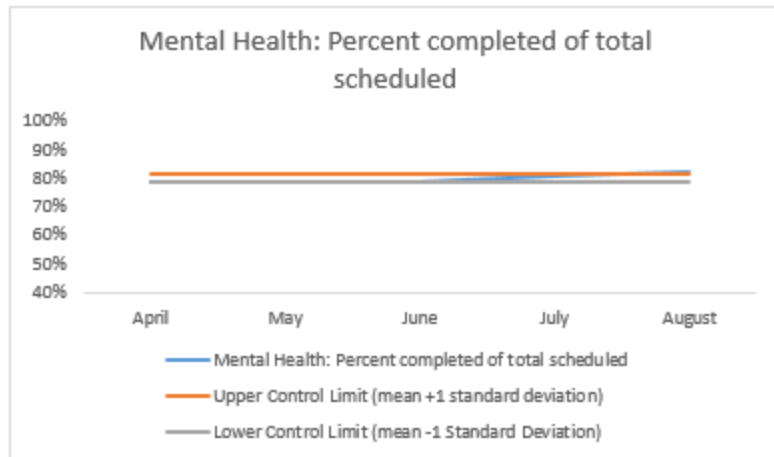
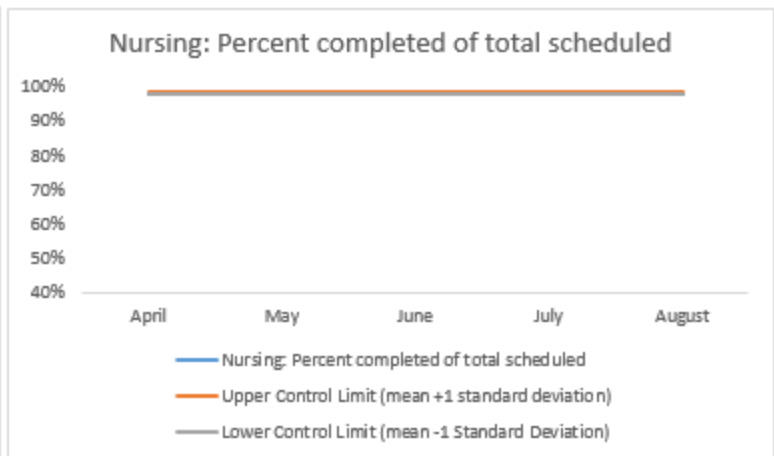
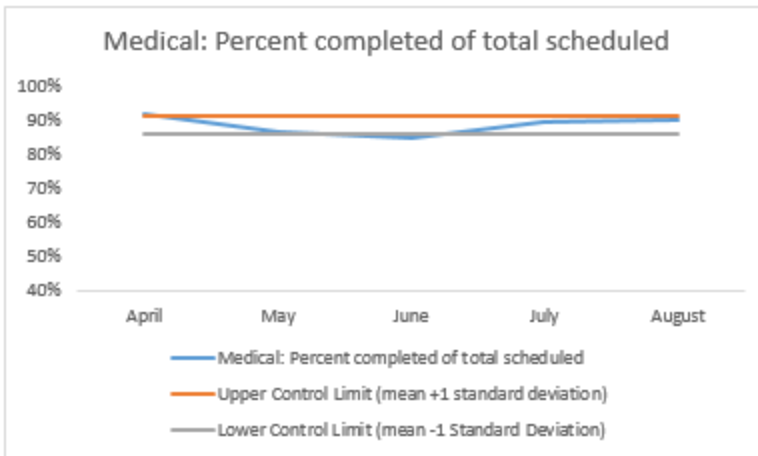
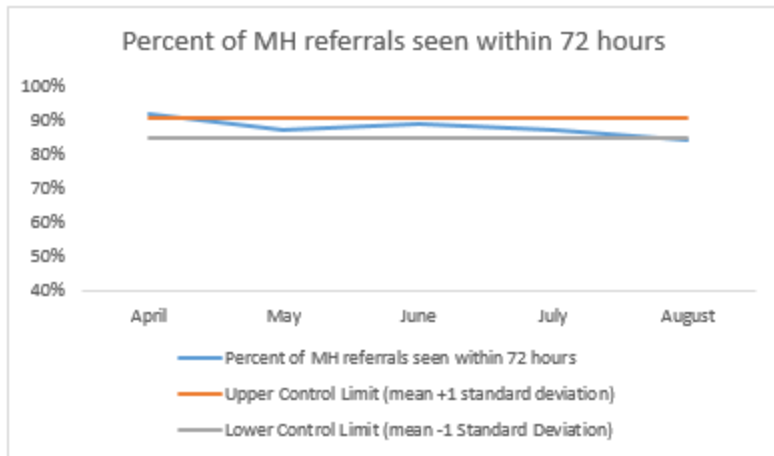
	Scheduled Services	Medical <sup>1</sup>		Nursing <sup>2</sup>		Mental Health		Social Work		Dental/Oral Surgery		Specialty Clinic - On Island		Specialty Clinic - Off Island		Substance Use		Total			
		N	%	N	%	N	%	N	%	N	%	N	%	N	%	N	%	N	%		
3	Seen	946	86%	2165	97%	2310	76%	994	92%	263	68%	675	49%	29	36%	Future Metric			7382	80%	
	Refused & Verified	16	1%	28	1%	147	5%	6	1%	30	8%	216	16%	39	49%				482	5%	
	Not Produced by DOC	31	3%	6	0%	307	10%	29	3%	58	15%	285	21%	4	5%				720	8%	
	Out to Court	42	4%	29	1%	103	3%	33	3%	20	5%	128	9%	5	6%				360	4%	
	Left Without Being Seen	0	0%	1	0%	34	1%	1	0%	17	4%	14	1%	1	1%				68	1%	
	Rescheduled by CHS	39	4%	8	0%	107	4%	12	1%	0	0%	55	4%	0	0%				221	2%	
	Rescheduled by Hospital	N/A	N/A	N/A	N/A	N/A	N/A	N/A	N/A	N/A	N/A	N/A	N/A	N/A	2		3%			2	0%
	No Longer Indicated	21	2%	1	0%	14	0%	1	0%	0	0%	7	1%	N/A	N/A				44	0%	
	<b>Total Scheduled Services</b>	<b>1095</b>	<b>100%</b>	<b>2238</b>	<b>100%</b>	<b>3022</b>	<b>100%</b>	<b>1076</b>	<b>100%</b>	<b>388</b>	<b>100%</b>	<b>1380</b>	<b>100%</b>	<b>80</b>	<b>100%</b>				<b>9279</b>	<b>100%</b>	
<sup>1</sup> Includes medical infirmary services																					
<sup>2</sup> Includes nursing infirmary services																					

4	Outcome Metrics	Medical	Nursing	Mental Health	Social Work	Dental/Oral Surgery	Specialty Clinic - On Island	Specialty Clinic - Off Island	Substance Use	Total
4.1	Percent completed	90%	98%	82%	93%	76%	65%	85%		85%

<b>5</b>	<b>Unscheduled Services</b>	<b>N</b>
5.1	Routine Sick Call Completed	1381
5.2	Emergency Sick Call Completed <sup>1</sup>	106
5.3	Injury Evaluations <sup>2</sup>	236
5.4	Medical Add-Ons	63
5.5	Number of Patients with Non-Intake Lab Collection	527

<sup>1</sup>Emergency sick calls are documented by each clinical responder. This number does not indicate distinct emergencies.

<sup>2</sup>Injury evaluations are documented at the encounter level and may contain duplicates. This number does not indicate distinct injuries.



### XIII. RNDC

<b>1</b>	<b>CHS Intakes (New Jail Admissions)</b>	<b>N</b>
1.1	Completed CHS Intakes	64
1.2	Average time to completion once known to CHS (hours)	1.6

<b>2</b>	<b>Referrals made to mental health service</b>	<b>N</b>
2.1	Referrals made to mental health service	33
2.2	Referrals seen within 72 hours	31
2.3	Percent seen within 72 hours	94%

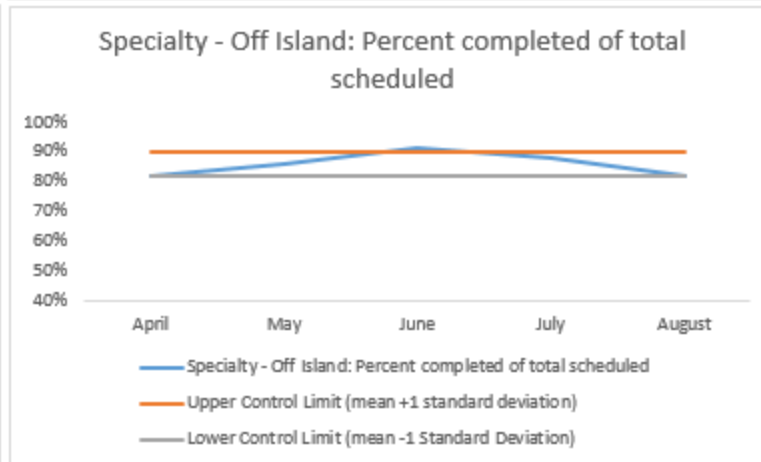
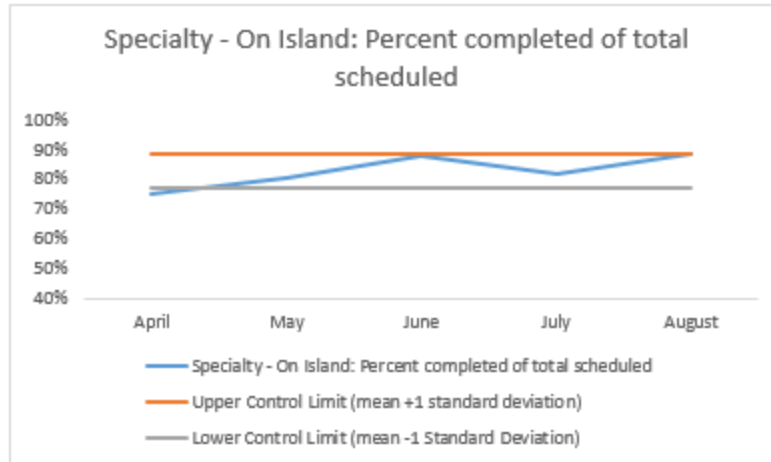
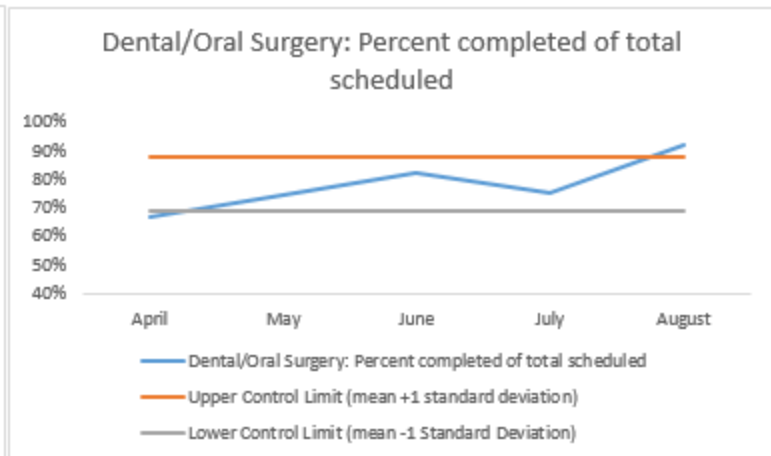
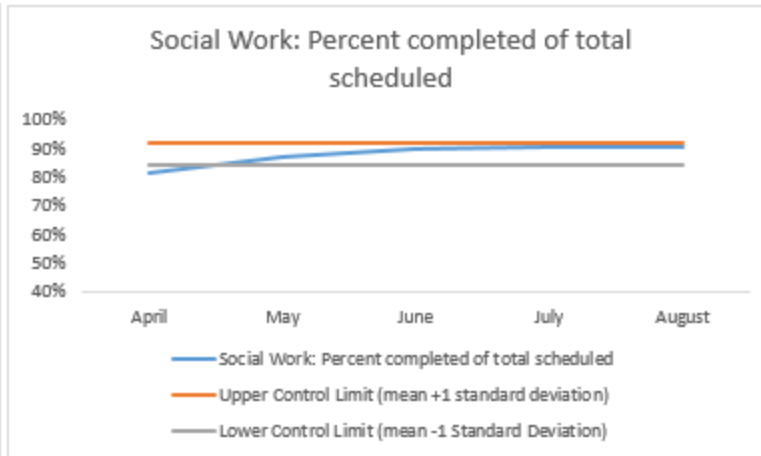
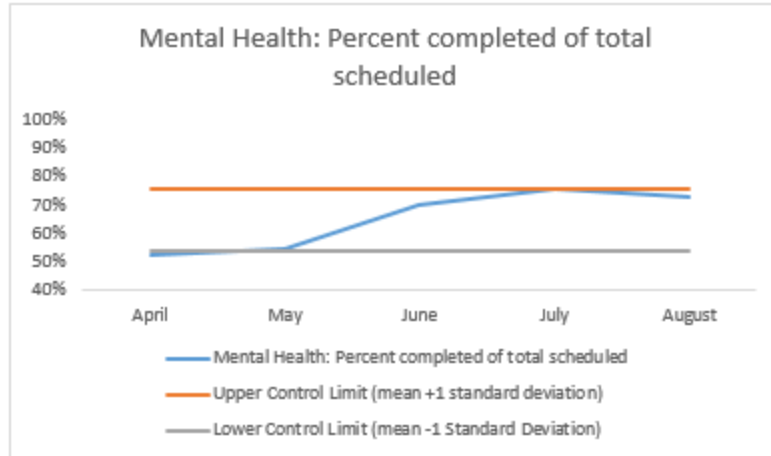
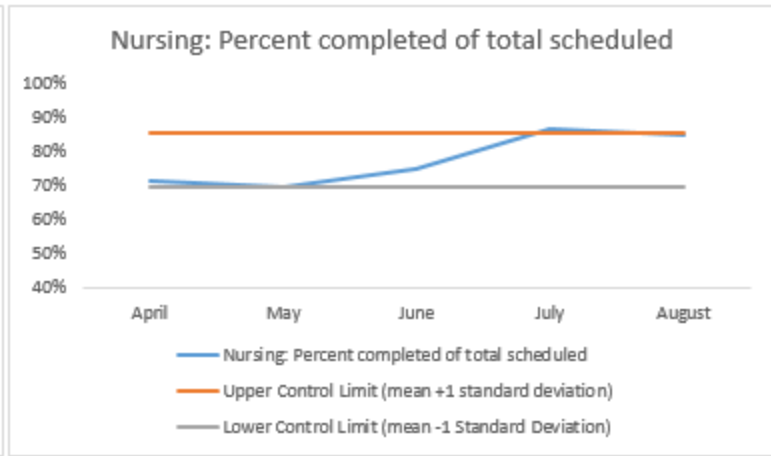
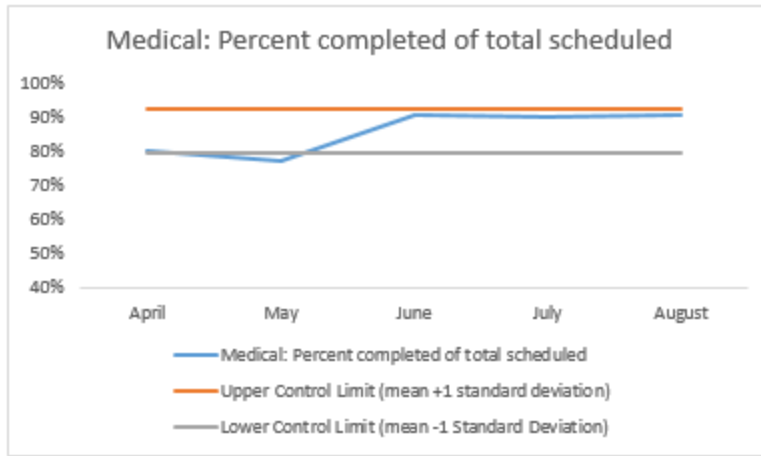
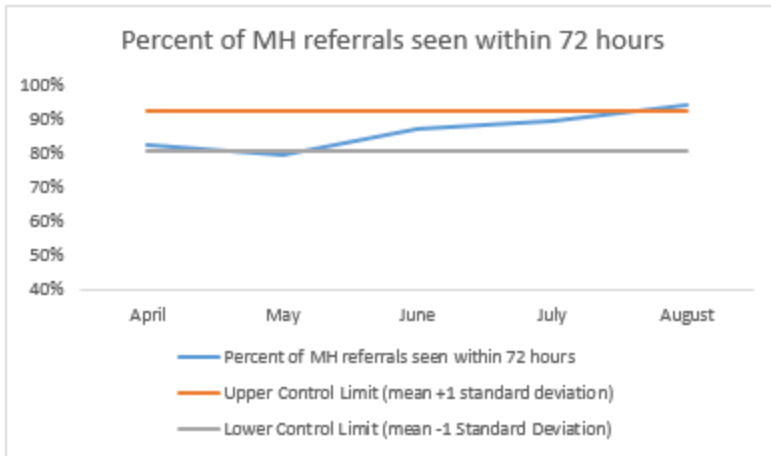
	Scheduled Services	Medical		Nursing		Mental Health		Social Work		Dental/Oral Surgery		Specialty Clinic - On Island		Specialty Clinic - Off Island		Substance Use		Total		
		N	%	N	%	N	%	N	%	N	%	N	%	N	%	N	%	N	%	
3	Service Outcomes																			
	Seen	268	77%	190	84%	1009	66%	329	91%	173	81%	179	66%	39	42%	Future Metric			2187	72%
	Refused & Verified	19	5%	1	0%	92	6%	0	0%	23	11%	61	22%	36	39%				232	8%
	Not Produced by DOC	14	4%	8	4%	319	21%	16	4%	9	4%	22	8%	6	7%				394	13%
	Out to Court	13	4%	7	3%	62	4%	16	4%	7	3%	5	2%	2	2%				112	4%
	Left Without Being Seen	3	1%	0	0%	20	1%	0	0%	1	0%	0	0%	0	0%				24	1%
	Rescheduled by CHS	0	0%	19	8%	15	1%	0	0%	1	0%	4	1%	0	0%				39	1%
	Rescheduled by Hospital	N/A	N/A	N/A	N/A	N/A	N/A	N/A	N/A	N/A	N/A	N/A	N/A	9	10%				9	0%
	No Longer Indicated	30	9%	0	0%	22	1%	0	0%	0	0%	2	1%	N/A	N/A				54	2%
<b>Total Scheduled Services</b>	<b>347</b>	<b>100%</b>	<b>225</b>	<b>100%</b>	<b>1539</b>	<b>100%</b>	<b>361</b>	<b>100%</b>	<b>214</b>	<b>100%</b>	<b>273</b>	<b>100%</b>	<b>92</b>	<b>100%</b>				<b>3051</b>	<b>100%</b>	

4	Outcome Metrics	Medical	Nursing	Mental Health	Social Work	Dental/Oral Surgery	Specialty Clinic - On Island	Specialty Clinic - Off Island	Substance Use	Total
4.1	Percent completed	91%	85%	73%	91%	92%	89%	82%		83%

<b>5</b>	<b>Unscheduled Services</b>	<b>N</b>
5.1	Routine Sick Call Completed	777
5.2	Emergency Sick Call Completed <sup>1</sup>	48
5.3	Injury Evaluations <sup>2</sup>	193
5.4	Medical Add-Ons	101
5.5	Number of Patients with Non-Intake Lab Collection	230

<sup>1</sup>Emergency sick calls are documented by each clinical responder. This number does not indicate distinct emergencies.

<sup>2</sup>Injury evaluations are documented at the encounter level and may contain duplicates. This number does not indicate distinct injuries.





XIV. VCBC

<b>1</b>	<b>CHS Intakes (New Jail Admissions)</b>	<b>N</b>
1.1	Completed CHS Intakes	916
1.2	Average time to completion once known to CHS (hours)	2.7

<b>2</b>	<b>Referrals made to mental health service</b>	<b>N</b>
2.1	Referrals made to mental health service	74
2.2	Referrals seen within 72 hours	60
2.3	Percent seen within 72 hours	81%

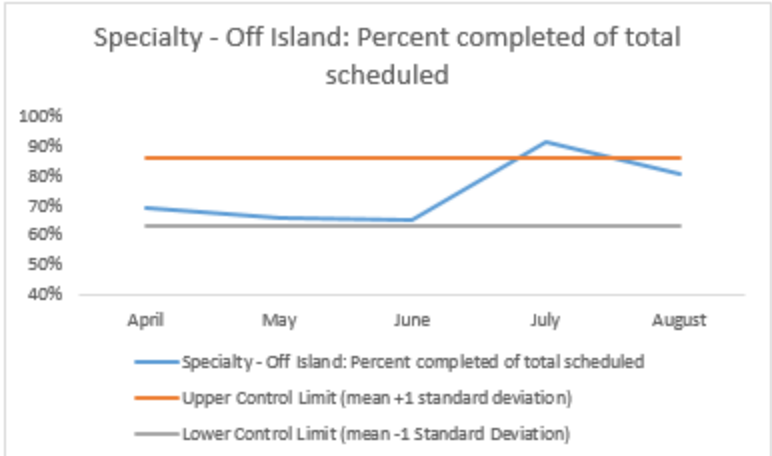
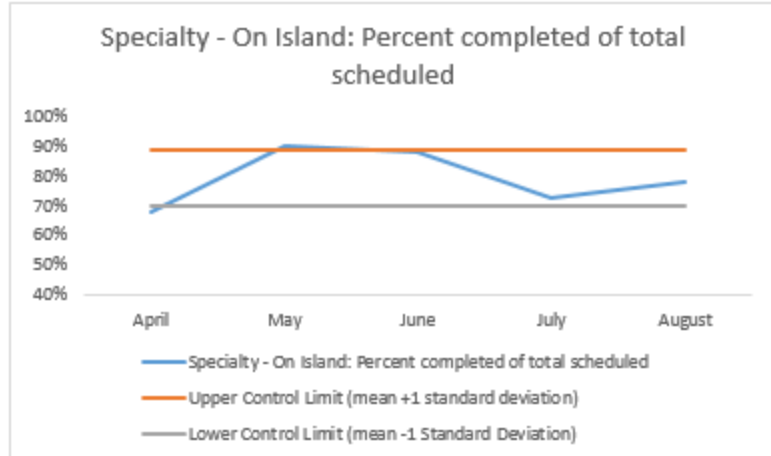
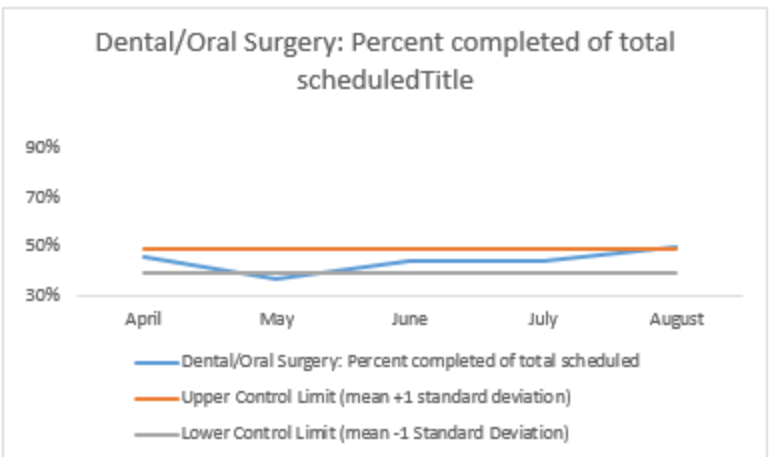
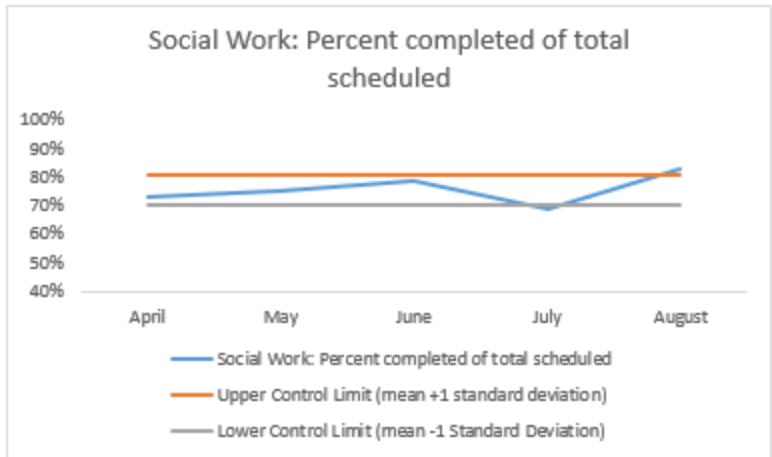
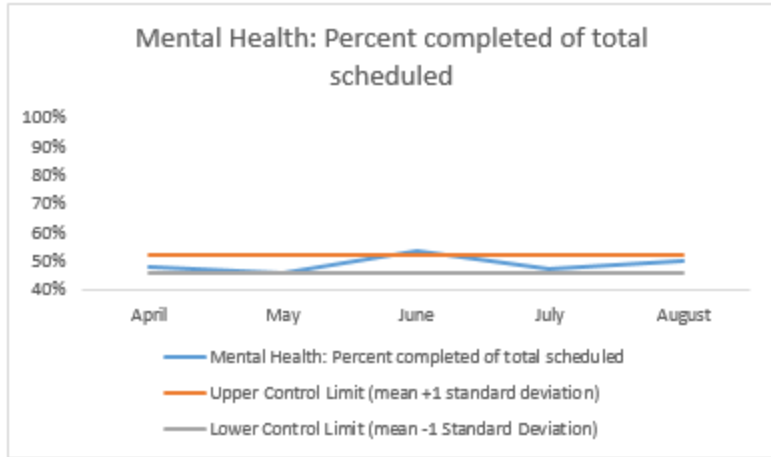
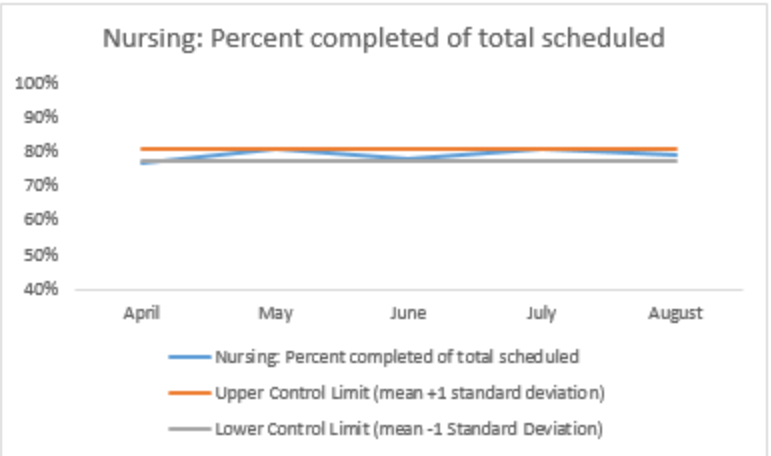
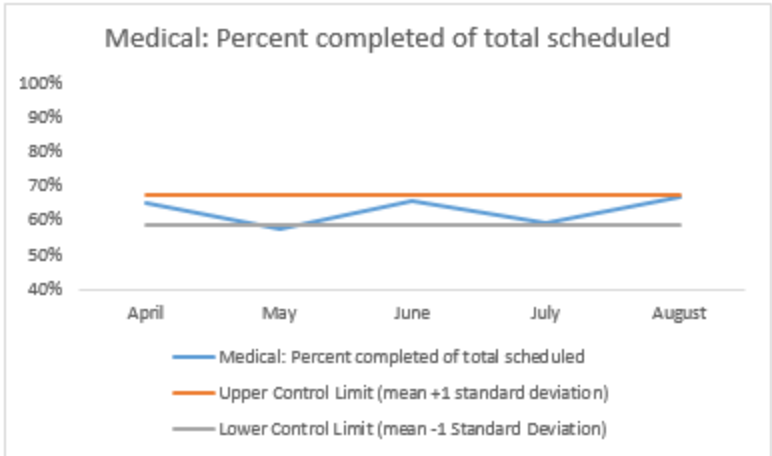
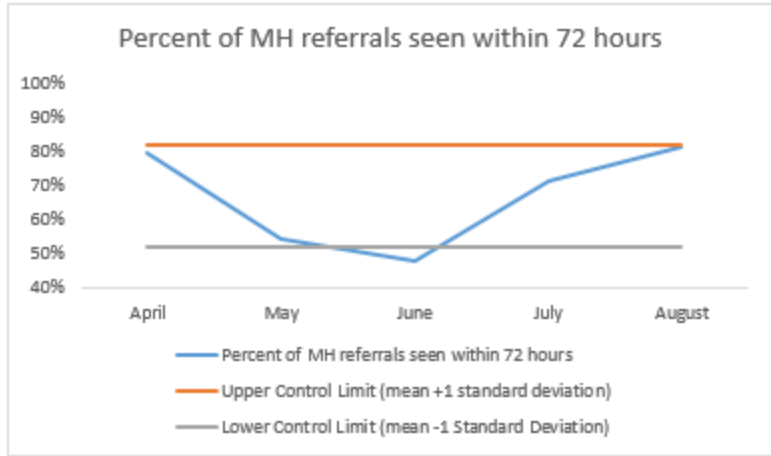
	Scheduled Services	Medical		Nursing		Mental Health		Social Work		Dental/Oral Surgery		Specialty Clinic - On Island		Specialty Clinic - Off Island		Substance Use		Total		
		N	%	N	%	N	%	N	%	N	%	N	%	N	%	N	%	N	%	
3	Service Outcomes																			
	Seen	443	64%	1003	75%	699	46%	242	83%	131	50%	59	43%	16	34%	Future Metric			2593	60%
	Refused & Verified	8	1%	16	1%	48	3%	0	0%	0	0%	48	35%	22	47%		142	3%		
	Not Produced by DOC	197	29%	248	18%	546	36%	45	15%	131	50%	26	19%	5	11%		1198	28%		
	Out to Court	4	1%	18	1%	111	7%	4	1%	0	0%	3	2%	2	4%		142	3%		
	Left Without Being Seen	6	1%	1	0%	9	1%	0	0%	1	0%	0	0%	0	0%		17	0%		
	Rescheduled by CHS	14	2%	10	1%	70	5%	1	0%	0	0%	2	1%	0	0%		97	2%		
	Rescheduled by Hospital	N/A	N/A	N/A	N/A	N/A	N/A	N/A	N/A	N/A	N/A	N/A	N/A	N/A	2		4%	2	0%	
	No Longer Indicated	16	2%	49	4%	32	2%	0	0%	0	0%	0	0%	N/A	N/A		97	2%		
	<b>Total Scheduled Services</b>	<b>688</b>	<b>100%</b>	<b>1345</b>	<b>100%</b>	<b>1515</b>	<b>100%</b>	<b>292</b>	<b>100%</b>	<b>263</b>	<b>100%</b>	<b>138</b>	<b>100%</b>	<b>47</b>	<b>100%</b>				<b>4288</b>	<b>100%</b>

4	Outcome Metrics	Medical	Nursing	Mental Health	Social Work	Dental/Oral Surgery	Specialty Clinic - On Island	Specialty Clinic - Off Island	Substance Use	Total
4.1	Percent completed	67%	79%	50%	83%	50%	78%	81%		66%

<b>5</b>	<b>Unscheduled Services</b>	<b>N</b>
5.1	Routine Sick Call Completed	761
5.2	Emergency Sick Call Completed <sup>1</sup>	51
5.3	Injury Evaluations <sup>2</sup>	144
5.4	Medical Add-Ons	292
5.5	Number of Patients with Non-Intake Lab Collection	278

<sup>1</sup>Emergency sick calls are documented by each clinical responder. This number does not indicate distinct emergencies.

<sup>2</sup>Injury evaluations are documented at the encounter level and may contain duplicates. This number does not indicate distinct injuries.



XV. WF

<b>1</b>	<b>CHS Intakes (New Jail Admissions)</b>	<b>N</b>
1.1	Completed CHS Intakes	N/A
1.2	Average time to completion once known to CHS (hours)	N/A

<b>2</b>	<b>Referrals made to mental health service</b>	<b>N</b>
2.1	Referrals made to mental health service	0
2.2	Referrals seen within 72 hours	0
2.3	Percent seen within 72 hours	

	Scheduled Services	Medical		Nursing		Mental Health		Social Work		Dental/Oral Surgery		Specialty Clinic - On Island		Specialty Clinic - Off Island		Substance Use		Total		
		N	%	N	%	N	%	N	%	N	%	N	%	N	%	N	%	N	%	
3	Service Outcomes																			
	Seen	36	77%	515	76%	168	72%	13	100%	1	100%	32	63%	7	41%	Future Metric			772	74%
	Refused & Verified	7	15%	128	19%	10	4%	0	0%	0	0%	5	10%	5	29%		155	15%		
	Not Produced by DOC	3	6%	32	5%	37	16%	0	0%	0	0%	10	20%	3	18%		85	8%		
	Out to Court	0	0%	4	1%	11	5%	0	0%	0	0%	0	0%	0	0%		15	1%		
	Left Without Being Seen	0	0%	0	0%	0	0%	0	0%	0	0%	0	0%	0	0%		0	0%		
	Rescheduled by CHS	1	2%	0	0%	7	3%	0	0%	0	0%	3	6%	0	0%		11	1%		
	Rescheduled by Hospital	N/A	N/A	N/A	N/A	N/A	N/A	N/A	N/A	N/A	N/A	N/A	N/A	2	12%		2	0%		
	No Longer Indicated	0	0%	0	0%	0	0%	0	0%	0	0%	1	2%	N/A	N/A		1	0%		
<b>Total Scheduled Services</b>	<b>47</b>	<b>100%</b>	<b>679</b>	<b>100%</b>	<b>233</b>	<b>100%</b>	<b>13</b>	<b>100%</b>	<b>1</b>	<b>100%</b>	<b>51</b>	<b>100%</b>	<b>17</b>	<b>100%</b>				<b>1041</b>	<b>100%</b>	

4	Outcome Metrics	Medical	Nursing	Mental Health	Social Work	Dental/Oral Surgery	Specialty Clinic - On Island	Specialty Clinic - Off Island	Substance Use	Total
4.1	Percent completed	91%	95%	76%	100%	100%	74%	71%		91%

<b>5</b>	<b>Unscheduled Services</b>	<b>N</b>
5.1	Routine Sick Call Completed	174
5.2	Emergency Sick Call Completed <sup>1</sup>	26
5.3	Injury Evaluations <sup>2</sup>	26
5.4	Medical Add-Ons	40
5.5	Number of Patients with Non-Intake Lab Collection	94

<sup>1</sup>Emergency sick calls are documented by each clinical responder. This number does not indicate distinct emergencies.

<sup>2</sup>Injury evaluations are documented at the encounter level and may contain duplicates. This number does not indicate distinct injuries.

