

Correctional Health Services

CHS LL58: Quarter 4, CY 2016

I. Table of Contents

II. Intake, Patient Safety, Preventable Hospitalizations and Preventable Errors in Medical Care, Follow-Up 2

III. Follow-Up Care Utilization Trending 3

IV. Follow-Up Care Utilization Trending Data Dictionary 5

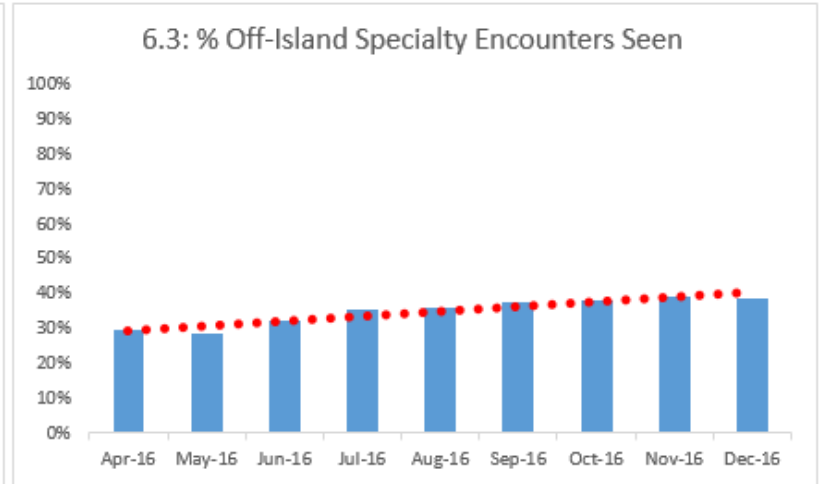
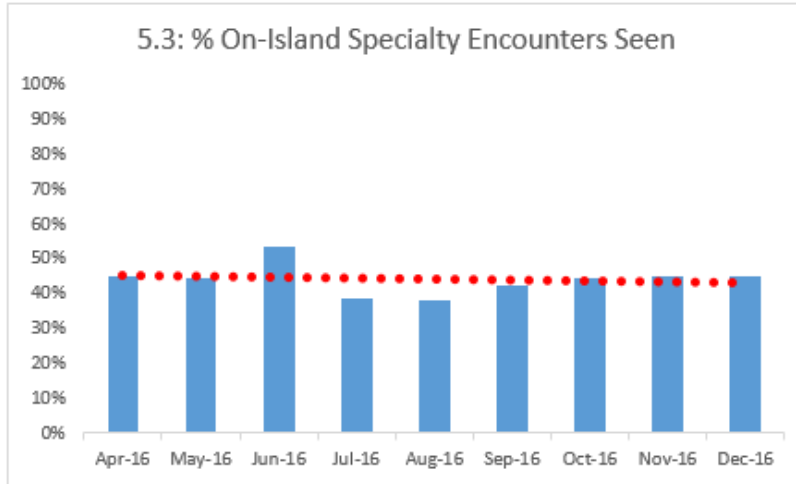
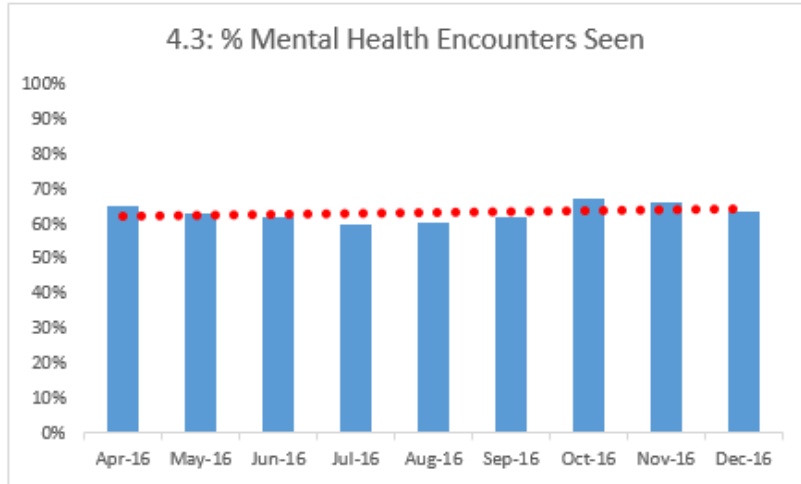
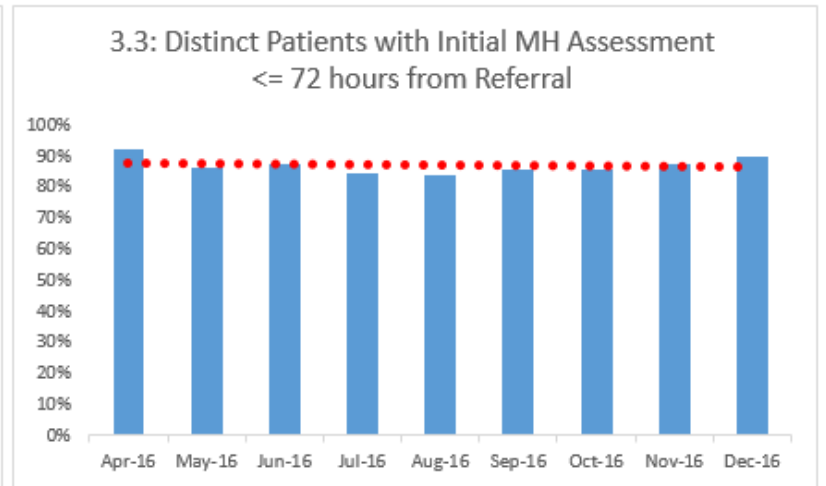
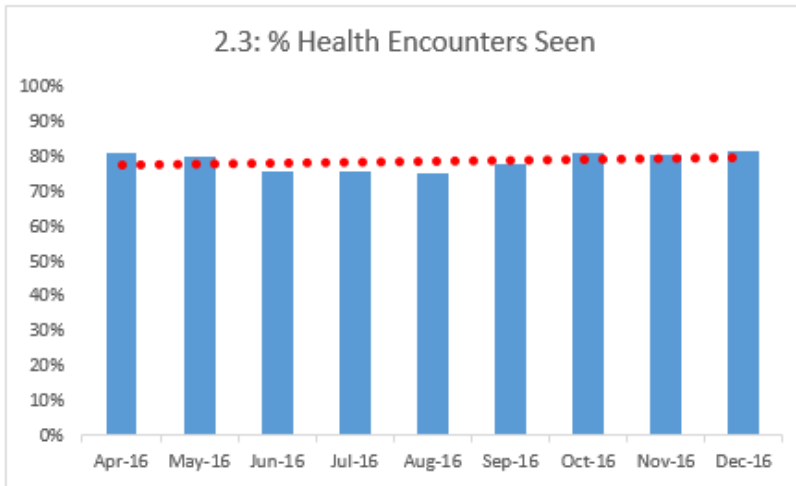
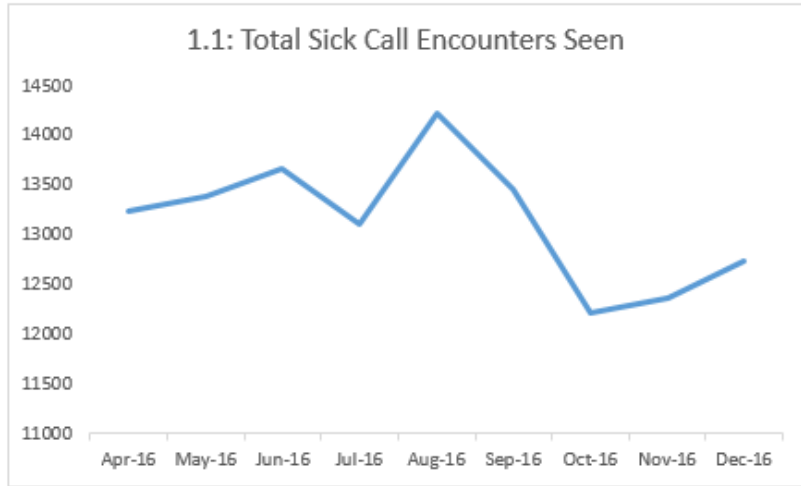
II. Intake, Patient Safety, Preventable Hospitalizations and Preventable Errors in Medical Care, Follow-Up

Metric	Description	Q4 2016
Intake	Total number of completed intakes	11,771
Patient Safety	Number of medication variances	3
	Number of medication orders processed	135,193
	Variance rate %	0.0022%
Preventable Hospitalizations and Preventable Errors in Medical Care¹	Unaddressed recommendations from preceding hospitalization resulting in current hospitalization/ Any patient with >= 2 hospitalizations within 30 days of one another	0/8=0%
Follow-Up	Average length of stay (days)	72
	Average census for mental health	40%
	Utilization trending	see attached

¹Denominator only includes patients where the current hospitalization occurs in the reporting quarter. Any patient whose current hospitalization occurred in a different quarter than the preceding (but still within 30 days) will be counted in the quarter of the current hospitalization.

III. Follow-Up Care Utilization Trending

Metric Totals by Month										
Metric #	Metric Descriptions	Apr-16	May-16	Jun-16	Jul-16	Aug-16	Sep-16	Oct-16	Nov-16	Dec-16
1	Total Sick Call Encounters Seen	13239	13385	13675	13116	14224	13465	12223	12365	12741
2.1	Total Health Encounters Seen	15539	13425	13062	12342	13205	12634	13854	12903	13259
2.2	Total Health Encounters Scheduled	16788	16873	17145	16218	17487	16218	17043	16009	16198
2.3	% Health Encounters Seen	81%	80%	76%	76%	76%	78%	81%	81%	82%
2.4	Distinct Patients Seen	N/A	N/A	N/A	9848	10455	10038	10910	10079	10193
	Distinct Patients Scheduled	N/A	N/A	N/A	12860	13766	12766	13353	12661	12855
	% of Distinct Patients Seen	N/A	N/A	N/A	77%	76%	79%	82%	80%	79%
3.1	Distinct Patients where Initial Mental Health Assessment <= 72 hours from Referral to Mental Health	566	526	581	602	589	595	552	511	517
3.2	Distinct Patients with Referral to Mental Health	612	607	662	712	701	692	644	583	575
3.3	% of Distinct Patients where Initial Mental Health Assessment <= 72 hours from Referral to Mental Health	92%	87%	88%	85%	84%	86%	86%	88%	90%
4.1	Total Mental Health Encounters Seen	17194	16415	16780	15930	16608	15684	15695	15698	15086
4.2	Total Mental Health Encounters Scheduled	26321	25939	27105	26674	27452	25271	23327	23654	23767
4.3	% Mental Health Encounters Seen	65%	63%	62%	60%	60%	62%	67%	66%	63%
4.4	Distinct Patients Seen	N/A	N/A	N/A	14039	14792	14023	14117	13929	13515
	Distinct Patients Scheduled	N/A	N/A	N/A	23671	24713	22700	21211	21622	21798
	% of Distinct Patients Seen	N/A	N/A	N/A	59%	60%	62%	67%	64%	62%
5.1	Total On-Island Specialty Encounters Seen	1990	2056	2313	2077	2419	2282	2305	2443	2216
5.2	Total On-Island Specialty Encounters Scheduled	4424	4599	4299	5352	6308	5398	5179	5433	4921
5.3	% On-Island Specialty Encounters Seen	45%	45%	54%	39%	38%	42%	45%	45%	45%
5.4	Distinct Patients Seen	N/A	N/A	N/A	1991	2321	2197	2210	2334	2103
	Distinct Patients Scheduled	N/A	N/A	N/A	4920	5800	4979	4825	5015	4704
	% of Distinct Patients Seen	N/A	N/A	N/A	40%	40%	44%	46%	47%	45%
6.1	Total Off-Island Specialty Encounters Seen	299	293	303	282	325	289	302	316	303
6.2	Total Off-Island Specialty Encounters Scheduled	1003	1032	943	793	909	771	788	807	781
6.3	% Off-Island Specialty Encounters Seen	30%	28%	32%	36%	36%	37%	38%	39%	39%
6.4	Distinct Patients Seen	N/A	N/A	N/A	220	244	226	243	254	230
	Distinct Patients Scheduled	N/A	N/A	N/A	520	583	530	582	559	564
	% of Distinct Patients Seen	N/A	N/A	N/A	42%	42%	43%	42%	45%	41%



IV. Follow-Up Care Utilization Trending Data Dictionary

Metric #	Metric Descriptions	Source	Definition
1	Total Sick Call Encounters Seen	Electronic Health Record	Shows all unscheduled medical encounters (Sick Call, Injury, Emergency) that were conducted by a clinician or nursing staff. Numerator

Metric #	Metric Descriptions	Source	Definition
2.1	Total Health Encounters Seen	Electronic Health Record	Shows all scheduled medical follow-up and nursing follow-up encounters that were conducted by a clinician or nursing staff. Numerator
2.2	Total Health Encounters Scheduled	Electronic Health Record	Shows all scheduled medical follow-up and nursing follow-up encounters scheduled irrespective of outcome. Denominator
2.3	% Health Encounters Seen	Electronic Health Record	Metrics 2.1 divided by 2.2
2.4	Total Health Encounters Detail Data	Electronic Health Record	<p>Metric 2.2 broken out by encounter status (e.g., Seen, Not Produced, CHS Cancelled, Refused, etc.). Displays both the numerator (i.e., encounters conducted) as well as the status for the remaining scheduled encounters that were not conducted.</p> <p>Distinct Patients Seen: For each date within report range, create cohort of distinct patients from encounters included in metric 2.1 and count patient once if any encounters are marked with Visit Status "Seen" regardless of total number of encounters and other visit statuses recorded.</p> <p>Distinct Patients Scheduled: For each date within report range, create cohort of distinct patients from encounters included in metric 2.2 and count patient once regardless of total number of encounters.</p>

Metric #	Metric Descriptions	Source	Definition
3.1	Total B/C where Initial Mental Health Assessment <= 72 hours from Referral to Mental Health	Electronic Health Record (BradH)	For all Book and Cases where an <u>initial referral</u> to mental health occurs in reporting month, total number of Book and Cases that had a Mental Health Intake or Psychiatric Assessment where encounter date was <= 72 hours from referral date.
3.2	Total B/C with Referral to Mental Health	Electronic Health Record (BradH)	All Book and Cases with an <u>initial referral</u> to mental health in reporting month.
3.3	% of B/C where Initial Mental Health Assessment <= 72 hours from Referral to Mental Health	Electronic Health Record (BradH)	Metric 3.1 divided by 3.2

Metric #	Metric Descriptions	Source	Definition
4.1	Total Mental Health Encounters Seen	Electronic Health Record	<u>Shows all mental health encounters conducted. Numerator</u>
4.2	Total Mental Health Encounters Scheduled	Electronic Health Record	<u>Shows all mental health encounters scheduled irrespective of outcome. Denominator</u>
4.3	% Mental Health Encounters Seen	Electronic Health Record	Metric 4.1 divided by 4.2
4.4	Total Mental Health Encounters Detail Data	Electronic Health Record	Distinct Patients Seen: For each date within report range, create cohort of distinct patients from encounters included in metric 4.1 and count patient once if any encounters are marked with Visit Status "Seen" regardless of total number of encounters and other visit statuses recorded. Distinct Patients Scheduled: For each date within report range, create cohort of distinct patients from encounters included in metric 4.2 and count patient once regardless of total number of encounters.

Metric #	Metric Descriptions	Source	Definition
5.1	Total On-Island Specialty Encounters Seen	Electronic Health Record	Total encounters conducted for specialties: Audiology, Cardiology, Dermatology, Dialysis, ENT, Gynecology, Hand Specialist, ID Specialist, Nephrology, Neurology, Optometry, Orthopedic, Podiatry, Post Partum, Pre-Natal, Rehab Physical Therapy, Reproduction, Surgery. <u>Shows all scheduled on-island specialty encounters conducted by a provider. Numerator</u>
5.2	Total On-Island Specialty Encounters Scheduled	Electronic Health Record	Total encounters scheduled for specialties: Audiology, Cardiology, Dermatology, Dialysis, ENT, Gynecology, Hand Specialist, ID Specialist, Nephrology, Neurology, Optometry, Orthopedic, Podiatry, Post Partum, Pre-Natal, Rehab Physical Therapy, Reproduction, Surgery and any Visit Status. <u>Shows all on-island specialty encounters whether or not they were conducted by a provider. Denominator</u>
5.3	% On-Island Specialty Encounters Seen	Electronic Health Record	Metric 5.1 divided by 5.2
5.4	Total On-Island Specialty Encounters Detail Data	Electronic Health Record	Distinct Patients Seen: For each date within report range, create cohort of distinct patients from encounters included in metric 5.1 and count patient once if any encounters are marked with Visit Status "Seen" regardless of total number of encounters and other visit statuses recorded. Distinct Patients Scheduled: For each date within report range, create cohort of distinct patients from encounters included in metric 5.2 and count patient once regardless of total number of encounters.

Metric #	Metric Descriptions	Source	Definition
6.1	Total Off-Island Specialty Encounters Seen	Electronic Health Record	Total encounters conducted at hospital for off-island specialties: Audiology, Breast, Cardiology, Cardiovascular, Chest, Dermatology, Endocrinology, ENT, Gastroenterology, General Surgery, Gynecology, Hand, Hematology, ID/Virology, Neurosurgery, Oncology, Ophthalmology, Oral Surgery, Orthopedic, Pain Management, Plastic Surgery, Podiatry, Renal, Rheumatology, Trauma, Urology, Vascular. <u>Shows all off-island specialty encounters conducted at hospital by a provider. Numerator</u>
6.2	Total Off-Island Specialty Encounters Scheduled	Electronic Health Record	Total encounters scheduled at hospital for off-island specialties: Audiology, Breast, Cardiology, Cardiovascular, Chest, Dermatology, Endocrinology, ENT, Gastroenterology, General Surgery, Gynecology, Hand, Hematology, ID/Virology, Neurosurgery, Oncology, Ophthalmology, Oral Surgery, Orthopedic, Pain Management, Plastic Surgery, Podiatry, Renal, Rheumatology, Trauma, Urology, Vascular. <u>Shows all off-island specialty encounters whether or not they were conducted by a provider. Denominator</u>
6.3	% Off-Island Specialty Encounters Seen	Electronic Health Record	Metric 6.1 divided by 6.2
6.4	Total Off-Island Specialty Encounters Detail Data	Electronic Health Record	Distinct Patients Seen: For each date within report range, create cohort of distinct patients from encounters included in metric 6.1 and count patient once if any encounters are marked with Visit Status "Seen" regardless of total number of encounters and other visit statuses recorded. Distinct Patients Scheduled: For each date within report range, create cohort of distinct patients from encounters included in metric 6.2 and count patient once regardless of total number of encounters.